

FX REPLAY

SMB Capital Offsides Scalping Strategy

Checklist and setup guide



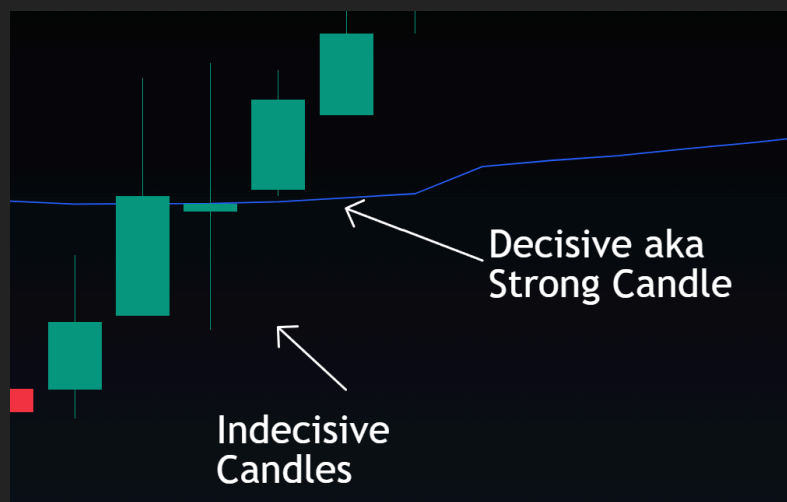
Strategy Details

General parameters: 5m time-frame, YM (DOW). May also work with other assets and time-frames.

Trading hours: 5am - 12 pm NY time (late London session - early NY)

Indicators: VWAP & Volume

Entry trigger #2 VWAP Flip: Super simple--look for a strong candle close that flips to the other side of the VWAP. You want to see a *decisive* candle without a lot of wicks and a strong close beyond the VWAP.



Entry and stop loss: Market entry after decisive candle close, stop loss at recent high/low prior to the VWAP flip.

Take profit & trade management: Fixed 1R TP, no trade management. For beginner traders, recommended to only use this entry trigger since it is much simpler than the Offsides Reversals.

Strategy Details

Entry trigger #1 Offsides Reversals: Main thing we're looking for is trend exhaustion after price has deviated away from the VWAP.

- Need to identify Volume Divergence with price making more extreme highs (in an uptrend) or lows (in a downtrend) with decreasing volume



- After there is volume divergence, mark out the most recent high/low to help identify entry & stop loss with a drawing tool that has a midpoint. Parallel channel, rectangle, fib retracement tool, etc.
- Then wait for price to reverse using a stop order as entry



Entry, SL, TP: Use a stop limit order once price reverses past the recent high (for longs) or recent low (for shorts). Stop loss at the midpoint of the recent high/low, and target a fixed 2R take profit.

Strategy Details

Other rules:

- No Offsides Reversal if the entry candle will be the *first* tap into an FVG
- No entering trades near red folder news
- No trades right at NY open, wait a little bit 10-15min

VWAP Flip Trade Checklist

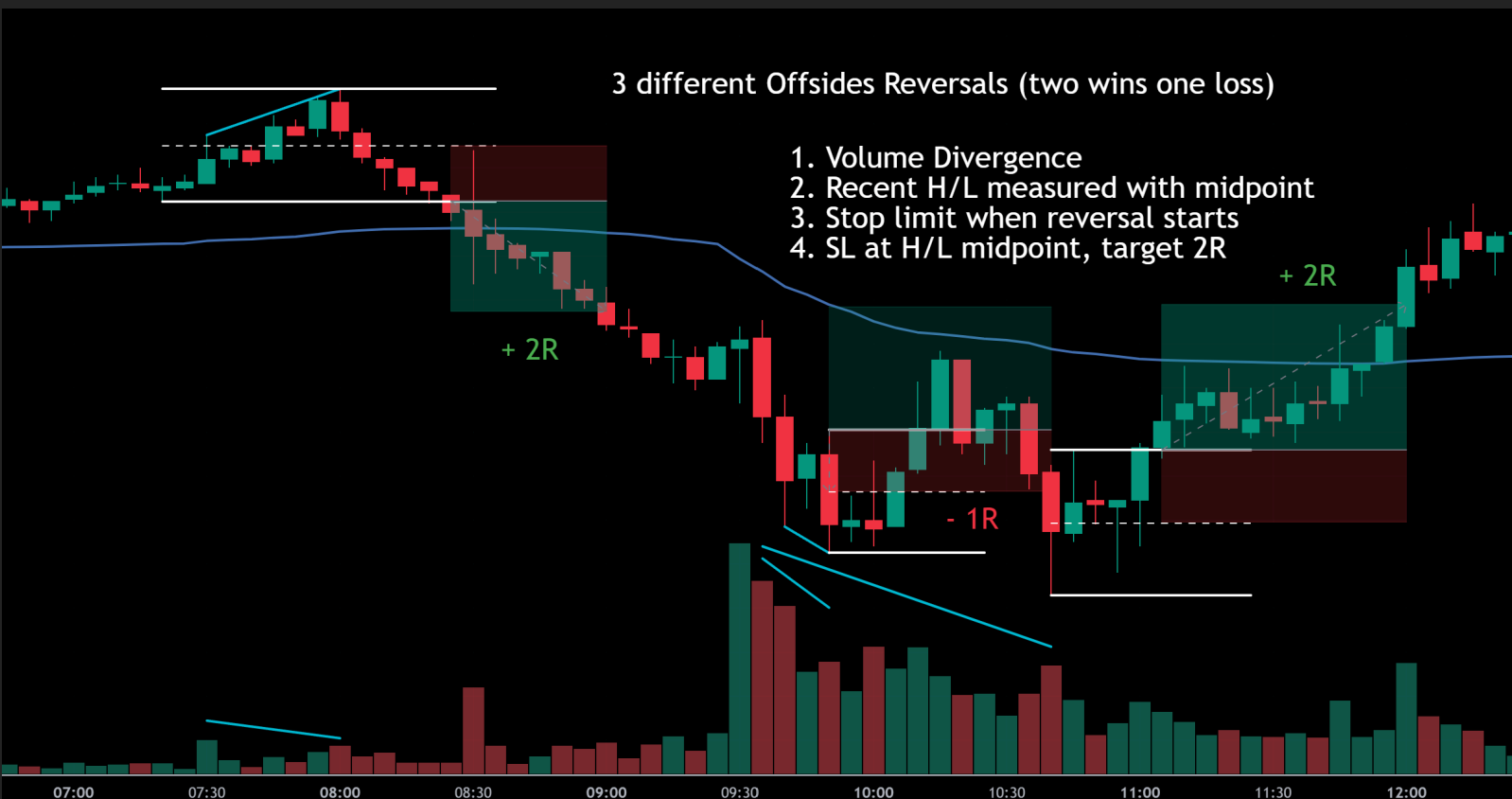
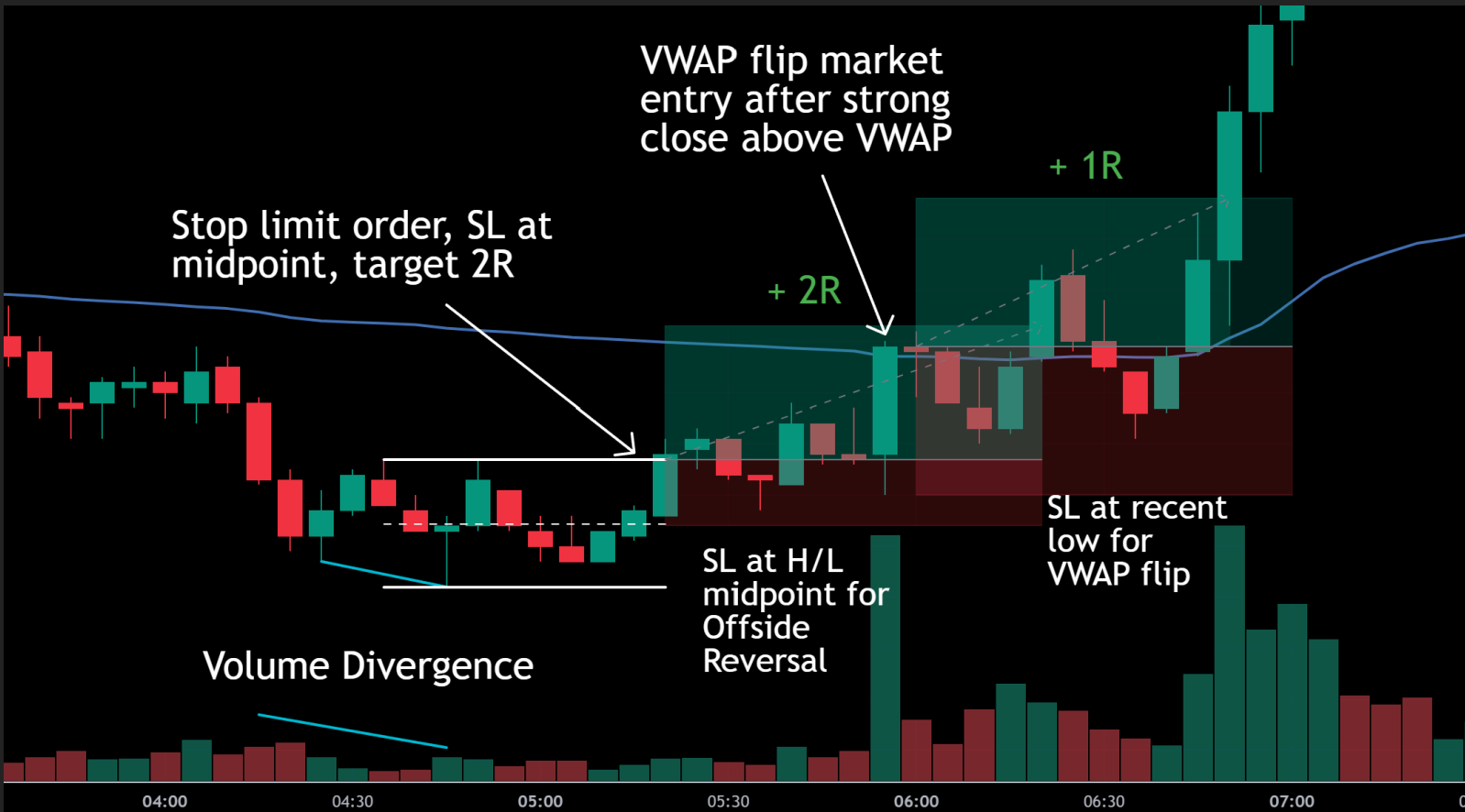
- ✓ *Decisive candle on other side of VWAP*
- ✓ *Market enter with stop loss at recent H/L and target 1R for take profit*

Offsides Reversal Checklist

- ✓ *Wait for Volume Divergence*
- ✓ *Mark out recent high/low + midpoint*
- ✓ *Make sure potential entry won't be the first tap into an opposing FVG*
- ✓ *No red folder news & not at NY open*
- ✓ *Stop limit order with stop loss at midpoint, target 2R for take profit*

Remember, if any of the parameters are missing, the trade quality is reduced. Aim to only take A+ setups!

Examples





Now that you have a profitable strategy

it's time to practice! Luckily, we have a platform you can do that for FREE.

[Start backtesting for free](#)

What are you waiting for?

You have your strategy. Now all you have to do is test it! [Start collecting data on your new strategy for FREE by clicking here](#)

