




KS1 Weekly Topic - Space- Week 7



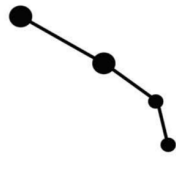

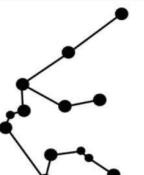

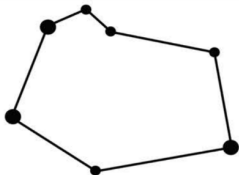

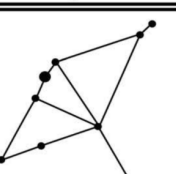
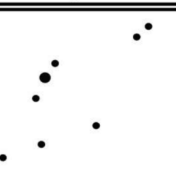
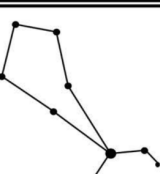



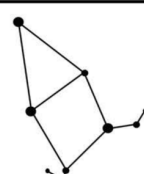

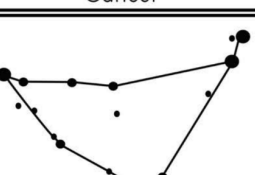

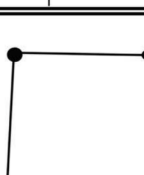

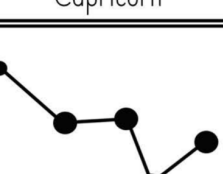

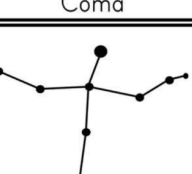
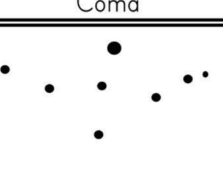
LO- To learn about the constellations




This week is all about the stars!

- 🕒 A **constellation** is a group of stars in the night sky that make up a recognisable picture or pattern.
- 🕒 The shapes they might take include animals, objects, or people.
- 🕒 Constellations have many uses in astronomy, navigation, farming, and storytelling.
- 🕒 Have a look up at the sky tonight and see what constellations you can spot!
- 🕒 Have a go at this game to build the constellations-
<https://apps.mathlearningcenter.org/geoboard/>

TASK 1: Join the dots of stars to form the different constellations.

 Andromeda	 Andromeda	 Aries	 Aries
 Aquarius	 Aquarius	 Auriga	 Auriga
 Aquila	 Aquila	 Cassiopeia	 Cassiopeia
 Cancer	 Cancer	 Cepheus	 Cepheus
 Capricorn	 Capricorn	 Coma	 Coma
 Cassiopeia	 Cassiopeia	 Cygnus	 Cygnus



TASK 2: See if you can create any of the above constellations out of either mini marshmallows and cocktail sticks or just sticks and stones.

Video lesson link: <https://youtu.be/r2S7PROD8xo>