



Joining to the Letter 'j'

Remember that 'j' is an unjoined letter so we never join from it, but we can join to it.

Practise these joins to the letter 'j':

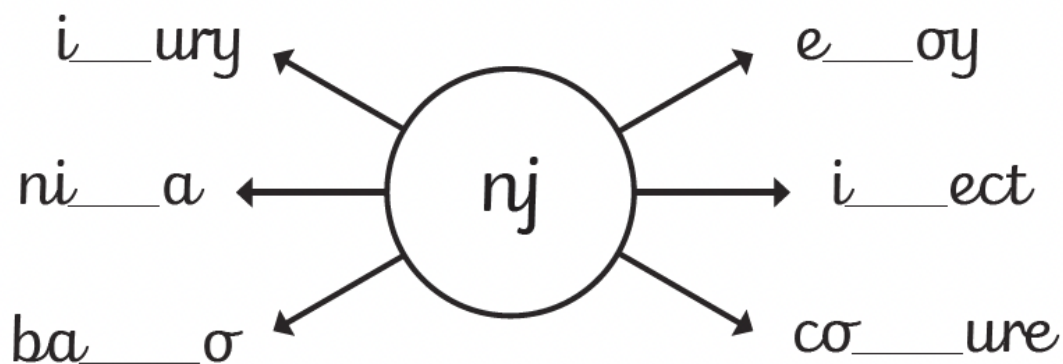
uj

nj

aj

bj

Add the 'nj' letter pattern to these words. Your 'n' can join on to your 'j', but remember that you don't join on from your 'j'.




Add 'aj' or 'bj' to these words. Join carefully to your 'j' but don't join on from it. What words have you created?

o__ect

m____or

____ar

su____ect



Joining the Letter 'k'

Continue each line using diagonal joins to these anticlockwise letters.

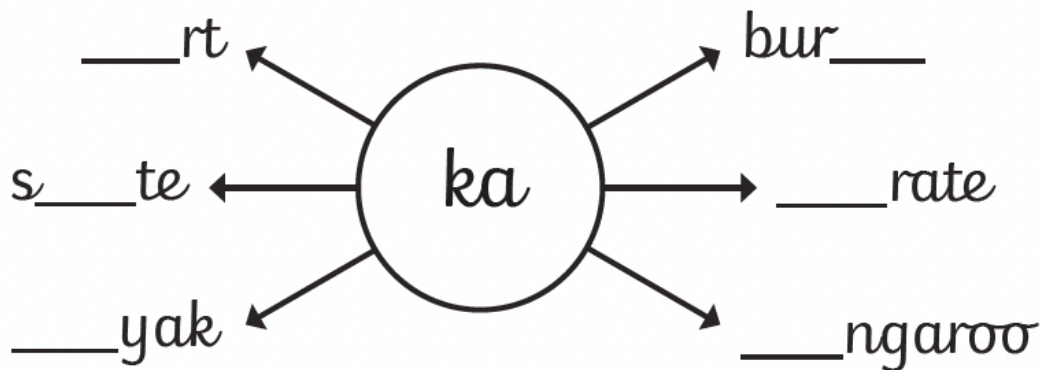
ka

ko

kd

kg

Add the letter pattern 'ka' into these words.
Make sure you join carefully to the anticlockwise letter.



Add 'ki' or 'ku' to these words. Make sure that you use your diagonal letter joins. What words have you created?

te

s es

s ll

s nk

ss

cked



Joining the Letter 'l'

Continue each line of diagonal joins:

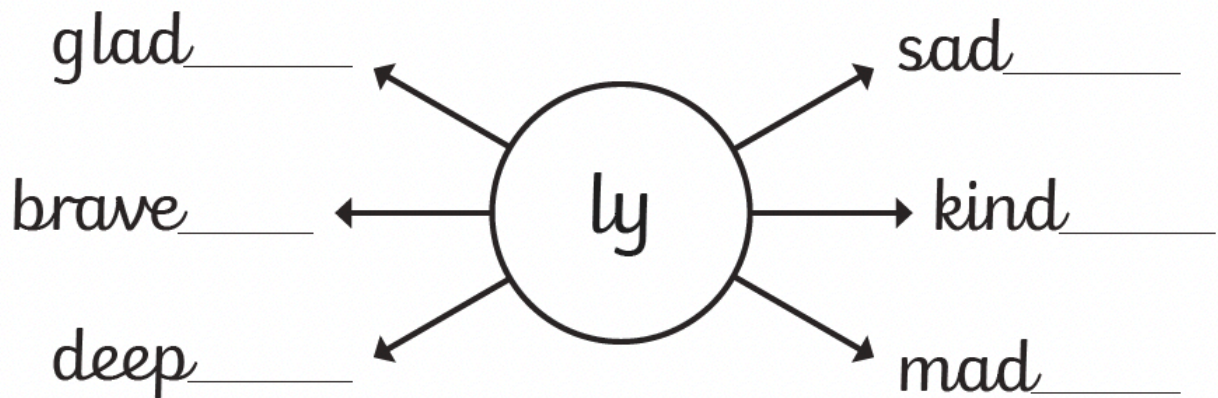
ll

li

lu

ly

Add 'ly' to the end of these words.
Make sure that you use your diagonal letter joins.



Add 'li' or 'lu' to the start of these words. Make sure that you use your diagonal letter joins. What words have you created?

____ght

____cky

____mpy

____on

____ved