






LO - To write a recount

 **TASK:** Today your task is to write a recount about a recent eventful day or few days, e.g. a sailing passage.

**Five Wanderlust English Writing Rules**

1. Use a Sharp Pencil
2. Write the date at the top
3. Write the LO on the line under the date
4. Underline the date and LO
5. Always write using your neatest handwriting

- Use the checklist below to help you.
- Remember to read through your work when you have finished to check you are happy with it and see if you can spot any mistakes.

	Introduction paragraph briefly covers who, what, where and when about the event.		Concluding paragraph links back to the introduction.
	First person , you were present so you are writing as yourself- I		Explanation of why the events were significant and to whom.
	Past tense is used (except if links to present/ future are made in the conclusion).		Extra details about how and why the event happened in main paragraphs.
	Named, specific people , places and things are described.		Personal recount uses stronger language, including description of emotions.
	Time conjunctions , written in chronological order.		Use emotive language to help set the scene.
	Quotations from witnesses/people who were there.		Fronted adverbials used to add dramatic effect and makes the reader want to read more.

twinkl.co.uk

BBC activities: <https://www.bbc.co.uk/bitesize/articles/zgfhcj6#z7s4qyc>