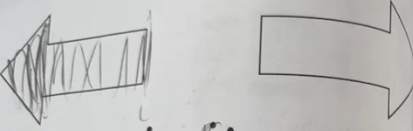


Unit 13: Position and direction, Lesson 1

## Describe position – left and right

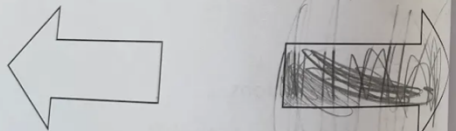
1 Shade in the **left** arrow.



Write 'left'.

left


2 Shade in the **right** arrow.



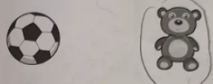
Write 'right'.

right


3 Circle the object on the left.



4 Circle the object on the right.



5 Here are 3 children.



Fred Joe Lucy

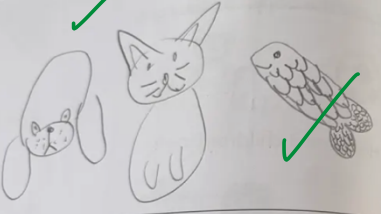
a) Who is standing to the left of Joe?  
Fred

b) Who is standing to the right of Joe?  
Lucy

Unit 13: Position and direction, Lesson 2

## Describe position – forwards and backwards

6 a) Draw a dog to the left of the cat.  
b) Draw a fish to the right of the cat.



Reflect

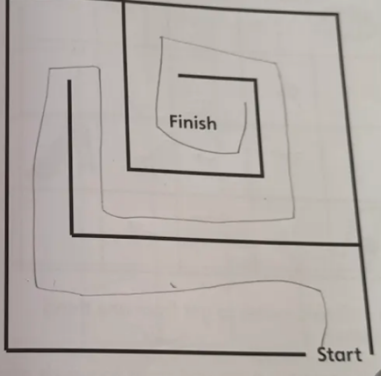
Practise lifting your left hand and right hand.

Say which hand you are lifting as you go. Ask a partner to check.

Make up a dance with left and right turns.

Show your partner.

1 Move through the maze. Draw your route. Talk about the left and right turns on the route.



Start

Finish

I will use a toy to go through the maze.

Unit 13: Position and direction, Lesson 3

## LO – I can describe position (left, right, forwards and backwards)


TASK 1- Complete pages 52, 53, 54, 55, 56 and 57 of your Year 1 Practice book 1C.

EXT- Complete the following tasks:

### Task 1

Look at the picture below and use these words to fill in the gaps.

left right



1. The slide is to the right of the sandpit.

2. The sandpit is to the right of the seesaw.


3. The sandpit is to the left of the slide.

4. The seesaw is to the right of the sandpit.

### Task 2

Look at the picture below and use these words to fill in the gaps.

red yellow pink



1. The red flower is to the left of the yellow flower.

2. The pink flower is to the right of the yellow flower.

3. The yellow flower is to the left of the red flower.

4. The yellow flower is to the right of the pink flower.

Game:  
<https://www.snappymaths.com/other/shapeandspace/position/interactive/leftorrightimm/leftorrightimm.htm>

Well done, Zenna. Good work today looking at the positional language of forwards, backwards, left and right.

T- Have another look at the flowers.