












Unit 13: Position and direction, Lesson 4



## Describe position - above and below




1 Here is a grid of animals.

|   |   |   |
|---|---|---|
|  |  |  |
|  |  |  |
|  |  |  |

Circle above or below, left or right to make the sentences correct.



a) The  is above the . ✓



b) The  is to the left / right of the . ✓



c) The  is above / below the  and to the left / right of the . ✓






58

Unit 13: Position and direction, Lesson 4







2 Draw a  and a  in the correct spaces.

The  is above the .

The  is to the left of the .

|   |  |   |
|---|--|---|
|  |  |   |
|  |  |  |

3 Describe the position of the socks in three different ways.

|   |  |   |
|---|--|---|
|  |  |  |
| hat   | T-shirt  | dress   |
|  |  |  |
| shoes   | <u>socks</u>   | trousers  |

1. the socks are at the right with the shoes.

2. the socks are below the blue shoes.

3. the socks are to the left of the trousers.

59

Unit 13: Position and direction, Lesson 4

4 Here is a grid of letters.










|   |   |   |
|---|---|---|
| a | t | b |
| k | e | p |
| d | c | l |

Use the clues to find a four-letter word.

- the letter between d and l c ✓
- the letter to the left of t a ✓
- the letter above d k ✓
- the letter on the middle row between k and p e ✓

cake ✓

**Reflect**

|   |   |   |
|---|---|---|
|  |  |  |
|  |  |  |
|  |  |  |

Choose a shape from the grid.

Describe the position of this shape to a partner.

Ask your partner to say which shape you chose.

60

LO - I can describe position (above and below)


TASK 1- Complete pages 58, 59 and 60 of your Year 1 Practice book 1C.

EXT- Complete the following tasks:

**Task 1**

Look at the picture below and use these words to fill in the gaps.

|  |       |       |
|--|-------|-------|
|  | above | below |
|--|-------|-------|




- Sam is above Max. ✓
- Ben is below Max. ✓
- Max is below Sam. ✓
- Max is above Ben. ✓

**Task 2**

Look at the picture below and use these words to fill in the gaps.

|  |        |         |        |
|--|--------|---------|--------|
|  | apples | bananas | grapes |
|--|--------|---------|--------|



- The apples are below the bananas. ✓
- The grapes are above the bananas. ✓
- The bananas are above the apples. ✓
- The bananas are below the grapes. ✓

Game: [www.wallpaper.net/resource/27695351/positional-quiz](http://www.wallpaper.net/resource/27695351/positional-quiz)

Well done, Zenna. Super work on using the positional language above and below.