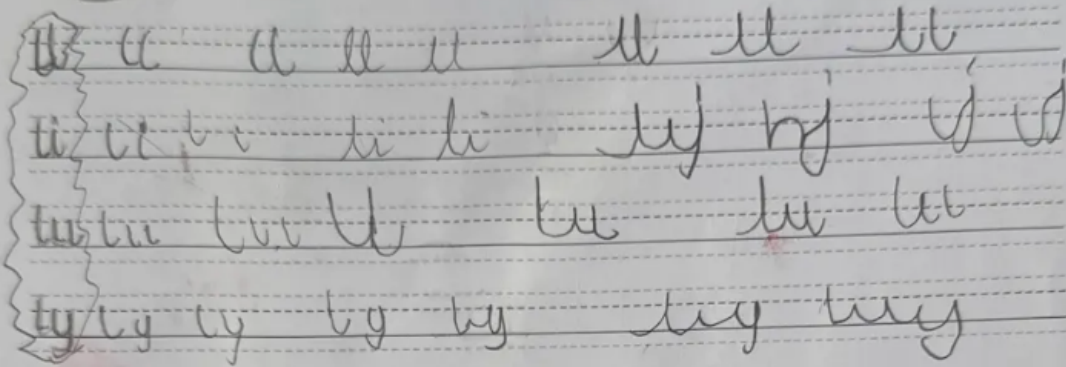


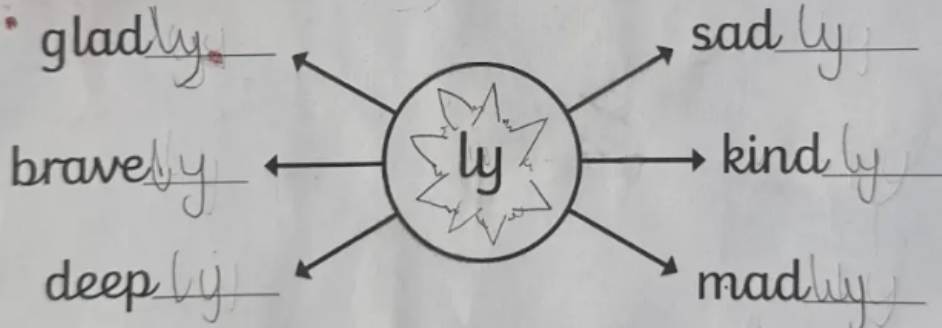


Joining the Letter 'l'

Continue each line of diagonal joins:



Add 'ly' to the end of these words.
Make sure that you use your diagonal letter joins.



Add 'li' or 'lu' to the start of these words. Make sure that you use your diagonal letter joins. What words have you created?

light

lucky

lumpy

lion


lived

li

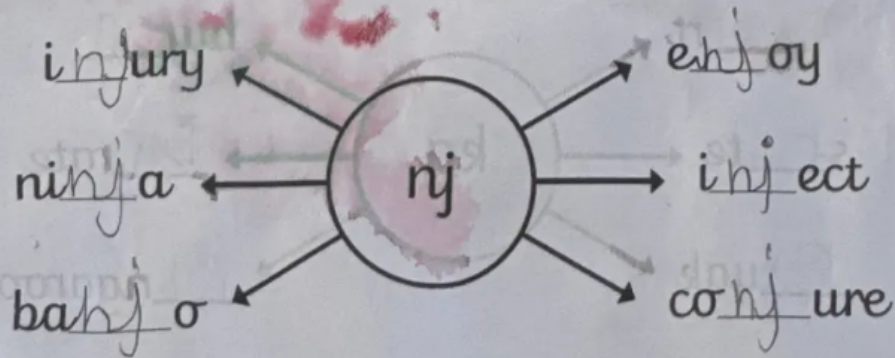


Joining to the Letter 'j'

Remember that 'j' is an unjoined letter so we never join from it, but we can join to it.
Practise these joins to the letter 'j':



Add the 'nj' letter pattern to these words. Your 'n' can join on to your 'j', but remember that you don't join on from your 'j'.



Add 'aj' or 'bj' to these words. Join carefully to your 'j' but don't join on from it. What words have you created?

object

major

jar

subject

Good effort today with your handwriting Zenna, well done.

T- Try to join the letter l