

Format of holding of specified securities

1. Name of Listed Entity: KAMARHATTY COMPANY LTD (CIN:L51109WB1977PLC000361)

2. Scrip Code - Name of Scrip -, - Class of Security Equity

3. Share Holding Pattern Filed under : Reg. 31(1)(a)/Reg. 31(1)(b)/Reg. 31(1)(c)

a. If under 31 (1)(b) then indicate the report for Quarter ending: 30/09/2024

b. If under 31(1)(c) then indicate date of allotment/extinguishment

4. **Declaration** : The Listed entity is required to submit the following declaration to the extent of submission of information:-

Particulars	Yes*	No*
1 Whether the Listed Entity has issued any partly paid up shares?		No
2 Whether the Listed Entity has issued any Convertible Securities or Warrants?		No
3 Whether the Listed Entity has any shares against which depository receipts are issued?		No
4 Whether the Listed Entity has any shares in Locked-in?		No
5 Whether any shares held by promoters are pledge or otherwise encumbered?		No
6 Whether company has equity shares with differential voting rights?	Yes	
7 Whether the Listed Entity has any significant beneficial owner?		

* If the Listed Entity selects the option 'No' for the questions above, the column for the partly paid up shares, Outstanding Convertible Securities/Warrants, depository receipts, locked-in shares, No of shares pledged or otherwise encumbered by promoters, as applicable, shall not be displayed at the time of dissemination on the Stock Exchange website. Also wherever there is 'No' declared by Listed Entity in above table the values will be considered as 'Zero' by default on submission of the format of holding of specified securities.


5. The tabular format for disclosure of holding of specified securities is as follows:-



KAMARHATTY COMPANY LTD																		
Table I - Summary Statement holding of specified securities as on 30/09/2024																		
Category (I)	Category of shareholder (II)	Nos. of shareholders (III)	No. of fully paid up equity shares held (IV)	No. of Partly paid-up equity shares held (V)	No. of shares underlying Depository Receipts (VI)	Total nos. shares held (VII)=(IV)+(V)+(VI)	Shareholding as a % of total no. of shares (calculated as per SCRR, 1957) (VIII) As a % of (A+B+C2)	Number of Voting Rights held in each class of securities (IX)				No of shares Underlying outstanding convertible securities (including Warrants) (X)	Shareholding as a % assuming full conversion of convertible securities (as a percentage of diluted share capital) (XI)=(VII)+(X) As a % of (A+B+C2)	Number of Locked in shares (XII)		Number of shares pledged or otherwise encumbered (XIII)		Number of equity shares held in dematerialized form (XIV)
								No of Voting Rights			Total as a % of (A+B+C)			No. (a)	As a % of total share held (b)	No. (a)	As a % of total shares held (b)	
								Class eg.x	Class eg.y	Total								
(A)	Promoter & Promoter group	9	3128570	0	0	3128570	55.6982	3128570	0	3128570	55.6982	0	55.6982	0	0.0000	0	0.0000	1409470
(B)	Public	870	2488430	0	0	2488430	44.3018	2488430	0	2488430	44.3018	0	44.3018	0	0.0000	NA		1524764
(C)	Non Promoter - Non Public															NA		
(C1)	Shares underlying DRs						NA									NA		
(C2)	Shares held by Employee Trusts															NA		
	Total	879	5617000	0	0	5617000	100.0000	5617000	0	5617000	100.0000	0	100.0000	0				2934234



KAMARHATTY COMPANY LTD																						
Table II - Statement Showing shareholding pattern of the Promoter and Promoter Group as on 30/09/2024																						
	Category & Name of the Shareholders (I)	Entity type i.e promoter OR promoter group entity (except promoter)	PAN	(II)	Nos. of shareholders (III)	No. of fully paid up equity shares held (IV)	Partly paid-up equity shares held (V)	Nos. of shares underlying Depository Receipts (VI)	Total nos. shares held (VII)=(IV)+(V)+(VI)	Shareholding % calculated as per SCRR, 1957) As a % of (A+B+C2) (VIII)	Number of Voting Rights held in each class of securities (IX)			No of shares Underlying outstanding convertible securities (as a percentage of diluted share capital) (X)	Shareholding as a % assuming full conversion of convertible securities (as a percentage of diluted share capital) (XI)=(VII)+(X) As a % of A+B+C2)	Number of Locked in shares (XII)		Number of shares pledged or otherwise encumbered (XIII)		Number of equity shares held in dematerialized form (XIV)		
											No of Voting Rights					Total as a % of Total Voting rights	No. (a)	As a % of total shares held (b)	No. (a)		As a % of total shares held (b)	
											Class x	Class y	Total									
(1)	Indian					5	1409470	0	0	1409470	25.0929	1409470	0	1409470	25.0929	0	25.0929	0	0.0000	0	0.0000	1409470
(a)	Individuals/Hindu undivided Family																					709980
	SHAKUNTALA DEVI AGARWAL	Promoter Group	AFRPA0084L		1	709980	0	0	0	709980	12.6398	709980	0	709980	12.6398	0	12.6398	0	0.0000	0	0.0000	709980
	SUSHANT KUMAR AGARWAL	Promoter	AFRPA9495B		1	286000	0	0	0	286000	5.0917	286000	0	286000	5.0917	0	5.0917	0	0.0000	0	0.0000	286000
	KALPANA AGARWAL	Promoter Group	AFRPA9502K		1	247490	0	0	0	247490	4.4061	247490	0	247490	4.4061	0	4.4061	0	0.0000	0	0.0000	247490
	SUSHANT KUMAR AGARWAL HUF	Promoter Group	AAMHS1766H		1	84000	0	0	0	84000	1.4955	84000	0	84000	1.4955	0	1.4955	0	0.0000	0	0.0000	84000
	BADRI PRASAD AGARWAL (HUF)	Promoter Group	AAFHB1819M		1	82000	0	0	0	82000	1.4599	82000	0	82000	1.4599	0	1.4599	0	0.0000	0	0.0000	82000
(b)	Central Government/State Government(s)															0	0.0000	0	0.0000	0	0.0000	0
																0	0.0000	0	0.0000	0	0.0000	0
(c)	Financial Institutions/Banks															0	0.0000	0	0.0000	0	0.0000	0
(d)	Any Other (specify)															0	0.0000	0	0.0000	0	0.0000	0
	Bodies Corporate				4	1719100	0	0	0	1719100	30.6053	1719100	0	1719100	30.6053	0	30.6053	0	0.0000	0	0.0000	0
	TORNADO CONSULTANTS LTD	Promoter Group	AABCT3108L		1	835000	0	0	0	835000	14.8656	835000	0	835000	14.8656	0	14.8656	0	0.0000	0	0.0000	0
	ECHOLAC TREXIM LTD	Promoter Group	AAACE5577H		1	500000	0	0	0	500000	8.9015	500000	0	500000	8.9015	0	8.9015	0	0.0000	0	0.0000	0
	NIRAMAYA INVESTMENT & DEALERS LTD	Promoter Group	AAACN9036G		1	291100	0	0	0	291100	5.1825	291100	0	291100	5.1825	0	5.1825	0	0.0000	0	0.0000	0
	ANNAPURNA COMMERCIAL CO LTD	Promoter Group			1	93000	0	0	0	93000	1.6557	93000	0	93000	1.6557	0	1.6557	0	0.0000	0	0.0000	0
	Sub Total				9	3128570	0	0	0	3128570	55.6982	3128570	0	3128570	55.6982	0	55.6982	0	0.0000	0	0.0000	1409470
(2)	Foreign															0	0.0000	0	0.0000	0	0.0000	0
(a)	Individuals (Non-Resident Individuals/Foreign Individuals)															0	0.0000	0	0.0000	0	0.0000	0
(b)	Government															0	0.0000	0	0.0000	0	0.0000	0
(c)	Institutions															0	0.0000	0	0.0000	0	0.0000	0
(d)	Foreign Portfolio Investor															0	0.0000	0	0.0000	0	0.0000	0
(e)	Any Other (specify)															0	0.0000	0	0.0000	0	0.0000	0
	Sub Total				0	0	0	0	0	0	0.0000	0	0	0	0.0000	0	0.0000	0	0.0000	0	0.0000	0
	Total Shareholding of Promoter and Promoter Group (A)=(A)(1)+(A)(2)				9	3128570	0	0	0	3128570	55.6982	3128570	0	3128570	55.6982	0	55.6982	0	0.0000	0	0.0000	1409470



KAMARHATTY COMPANY LTD																						
Table III - Statement Showing shareholding pattern of the Public shareholder as on 30/09/202																						
	Category & Name of the Shareholders (I)	PAN (II)	Nos. of sharehold-ers (III)	No. of fully paid up equity shares held (IV)	Partly paid-up equity shares held (V)	Nos. of shares underlying Depository Receipts (VI)	Total nos. shares held (VII)=(IV)+(V)+(VI)	Sharehol ding % calculate d as per SCRR, 1957) As a % of (A+B+C2) (VIII)	Number of Voting Rights held in each class of securities (IX)			No of shares Underlying outstanding convertible securities (including Warrants) (X)	Total Shareholding as a % assuming full conversion of convertible securities (as a percentage of diluted share capital) (XI)=(VII)+(X) As a % of A+B+C2)	Number of Locked in shares (XII)		Number of shares pledged or otherwise encumbered (XIII)		Number of equity shares held in dematerialized form (XIV)	Sub-categorization of shares (XV) Shareholding (No of shares) under			
									No of Voting Rights					No. (a)	As a % of total shares held (b)	No. (Not appli cable) (a)	As a % of total shares held (Not applica ble) (b)		Sub-Category (i)	Sub-Category (ii)	Sub-Category (iii)	
									Class x	Class y	Total											
(1)	Institutions (Domestic)																					
(a)	Mutual Funds																					
(b)	Venture Capital Funds																					
(c)	Alternate Investment Funds																					
(d)	Banks		13	4670	0	0	4670	0.0831	4670	0	4670	0.0831	0	0.0831	0	0.0000	NA		180	0	0	0
(e)	Insurance Companies																					
(f)	Provident Funds / Pension Funds																					
(g)	Asset Reconstruction Companies																					
(h)	Sovereign Wealth Funds																					
(i)	NBFCs Registered with RBI																					
(j)	Other Financial Institutions																					
(k)	Any Other (specify)																					
	Sub Total		13	4670	0	0	4670	0.0831	4670	0	4670	0.0831	0	0.0831	0	0.0000	NA		180	0	0	0
(2)	Institutions (Foreign)																					
(a)	Foreign Direct Investment																					
(b)	Foreign Venture Capital Investors																					
(c)	Sovereign Wealth Funds																					
(d)	Foreign Portfolio Investors Category I																					
(e)	Foreign Portfolio Investors Category II																					
(f)	Overseas Depositories (holding DRs) (balancing figure)																					
(g)	Any Other (specify)																					
	Sub Total		0	0	0	0	0	0.0000	0	0	0	0.0000	0	0.0000	0	0.0000	NA		0	0	0	0
(3)	Central Government / State Government(s)																					
(a)	Central Government / President of India		1	100	0	0	100	0.0018	100	0	100	0.0018	0	0.0018	0	0.0000	NA		100	0	0	0
(b)	State Government / Governor																					
(c)	Shareholding by Companies or Bodies Corporate where Central/State Governemnt is a promoter																					
	Sub Total		1	100	0	0	100	0.0018	100	0	100	0.0018	0	0.0018	0	0.0000	NA		100	0	0	0
(4)	Non-Institutions																					
(a)	Associate Companies / Subsidiaries																					



		Category & Name of the Shareholders (I)	PAN (II)	Nos. of shareholders (III)	No. of fully paid up equity shares held (IV)	Partly paid up equity shares held (V)	Nos. of shares underlying Depository Receipts (VI)	Total nos. shares held (VII)=(IV)+(V)+(VI)	Shareholding % calculated as per SCRR, 1957) As a % of (A+B+C2) (VIII)	Number of Voting Rights held in each class of securities (IX)				No of shares Underlying outstanding convertible securities (including Warrants) (X)	Total Shareholding as a % assuming full conversion of convertible securities (as a percentage of diluted share capital) (XI)=(VII)+(X) As a % of A+B+C2)	Number of Locked in shares (XII)		shares pledged or otherwise encumbered (XIII)		Number of equity shares held in dematerialized form (XIV)	Sub-categorization of shares (XV) Shareholding (No. of shares) under			
										No of Voting Rights			Total as a % of Total Voting rights			No. (a)	As a % of total shares held (b)	No. (Not applicable) (a)	As a % of total shares held (Not applicable) (b)		Sub-Category (i)	Sub-Category (ii)	Sub-Category (iii)	
										Class x	Class y	Total												
(b)		Directors and their relatives (excluding independent directors and nominee directors)																						
(c)		Key Managerial Personnel																						
(d)		Relatives of Promoters (other than immediate relatives of promoters disclosed under Promoter and Promoter Group category)																						
(e)		Trusts where any person belonging to Promoter and Promoter Group category is trustee, beneficiary or author of the trust																						
(f)		Investor Education and Protection Fund Authority																						
(g)		Resident Individuals holding nominal share capital upto Rs.2 lakhs		812	144373	0	0	144373	2.5703	144373	0	144373	2.5703	0	2.5703	0	0.0000	NA		38807	0	0	0	0
(h)		Resident Individuals holding nominal share capital in excess of Rs.2 lakhs		10	1359150	0	0	1359150	24.1971	1359150	0	1359150	24.1971	0	24.1971	0	0.0000	NA		1334150	0	0	0	0
		HITESH KUMAR AGARWAL	ACGPA0386D	1	247000	0	0	247000	4.3974	247000	0	247000	4.3974	0	4.3974	0	0.0000	NA		247000	0	0	0	0
		VIRENDRA KUMAR NAHATA	ABFPN3617G	1	228000	0	0	228000	4.0591	228000	0	228000	4.0591	0	4.0591	0	0.0000	NA		228000	0	0	0	0
		HARSH NAHATA	ACWPN3561D	1	208000	0	0	208000	3.7030	208000	0	208000	3.7030	0	3.7030	0	0.0000	NA		208000	0	0	0	0
		DHARMESH KUMAR AGARWAL	ACGPA0370D	1	206500	0	0	206500	3.6763	206500	0	206500	3.6763	0	3.6763	0	0.0000	NA		206500	0	0	0	0
		SWETA AGARWAL	AFWPA 1377D	1	177750	0	0	177750	3.1645	177750	0	177750	3.1645	0	3.1645	0	0.0000	NA		177750	0	0	0	0
		SARITA AGARWAL	AEOPA 1824Q	1	116900	0	0	116900	2.0812	116900	0	116900	2.0812	0	2.0812	0	0.0000	NA		116900	0	0	0	0
		RISHI NAHATA	AFLPN5679N	1	100000	0	0	100000	1.7803	100000	0	100000	1.7803	0	1.7803	0	0.0000	NA		100000	0	0	0	0
(i)		Non Resident Indians (NRIs)		1	630	0	0	630	0.0112	630	0	630	0.0112	0	0.0112	0	0.0000	NA		630	0	0	0	0
(j)		Foreign National																						
(k)		Foreign Company / OCB																						
(l)		Bodies Corporate		29	829369	0	0	829369	14.7653	829369	0	829369	14.7653	0	14.7653	0	0.0000	NA		759	0	0	0	0
		MALSISAR CONVERTING MACHINERY PVT LTD	AACCM5647G	1	550000	0	0	550000	9.7917	550000	0	550000	9.7917	0	9.7917	0	0.0000	NA		0	0	0	0	0
		EXCELLENT MERCHANTS P LTD		1	60000	0	0	60000	1.0682	60000	0	60000	1.0682	0	1.0682	0	0.0000	NA		0	0	0	0	0
(m)		Any Other (specify)																						
		HUF		4	150138	0	0	150138	2.6729	150138	0	150138	2.6729	0	2.6729	0	0.0000	NA		150138	0	0	0	0
		HITESH KUMAR AGARWAL (HUF)	AACHH2539F	1	75000	0	0	75000	1.3352	75000	0	75000	1.3352	0	1.3352	0	0.0000	NA		75000	0	0	0	0
		Dharmesh Kumar Agarwal HUF	AADHD8186K	1	75000	0	0	75000	1.3352	75000	0	75000	1.3352	0	1.3352	0	0.0000	NA		75000	0	0	0	0
		Sub Total		856	2483660	0	0	2483660	44.2168	2483660	0	2483660	44.2168	0	44.2168	0	0.0000	NA		1524484	0	0	0	0
		Total Public Shareholding (B)=(B)(1)+(B)(2)+(B)(3)+(B)(4)		870	2488430	0	0	2488430	44.3018	2488430	0	2488430	44.3018	0	44.3018	0	0.0000	NA		1524764	0	0	0	0






Table IV - Statement Showing shareholding pattern of the Non Promoter - Non shareholder as on 30/09/2024

Table IV - Statement Showing Shareholding pattern of the Non Promoter - Non																			
	Category & Name of the Shareholders (I)	PAN (II)	No of shareholders (III)	No. of fully paid up equity shares held (IV)	Partly paid-up equity shares held (V)	Nos. of shares underlying Depository Receipts (VI)	Total nos. shares held (VII)=(IV) + (V)+(VI)	Shareholding % calculated as per SCRR, 1957) As a % of (A+B+C2) (VIII)	Number of Voting Rights held in each class of securities (IX)				Total Shareholding as a % assuming full conversion of convertible securities (as a percentage of diluted share capital) (XI)=(VII)+(X) As a % of A+B+C2)	Number of Locked in shares (XII)		Number of shares pledged or otherwise encumbered (XIII)		Number of equity shares held in dematerialized form (XIV)	
									No of Voting Rights			Total as a % of Total Voting rights		No of shares Underlying outstanding convertible securities (including Warrants) (X)	No. (a)	As a % of total shares held (b)	No. (Not applicable) (a)		As a % of total shares held (Not applicable) (b)
									Class x	Class y	Total								
(1)	Custodian / DR Holder																		
(2)	Employee Benefit Trust/Employee Welfare Trust under SEBI (Share based Employee Benefits and Sweat Equity) Regulations, 2021																		
	Total Non Promoter - Non Public Shareholding (C)=(C)(1)+(C)(2)			0	0	0	0	0.0000	0	0	0	0.0000	0	0.0000	0	0.0000	NA	NA	C




Table V - Statement showing details of significant beneficial owners as on 30/09/2024

Details of the (SBO)				Details of the registered owner			Details of holding / exercise of right of the SBO in the reporting company, whether direct or indirect:					Date of creation / acquisition of significant beneficial interest
(I)				(II)			Whether by virtue of: (III)					(IV)
Sr No	Name	PAN / Passport No. in case of a foreign national	Nationality	Name	PAN / Passport No. in case of a foreign national	Nationality	Shares (%)	Voting rights (%)	Rights on distributable dividend or any other distribution (%)	Exercise of control	Exercise of significant influence	
1				TORNADO CONSULTANT S LTD	AABCT3108L	INDIAN	835000	14.8656				
2				SHAKUNTALA DEVI AGARWAL	AFRPA0084L	INDIAN	709980	12.6398				
	Total						1544980	27.5054				



KAMARHATTY COMPANY LTD

Table VI - Statement showing foreign ownership limits as on 30/09/2024

	Board approved limits	Limits utilized	
As on shareholding date	0.0000	0.0112	630
As on 30/06/2024	0.0000	0.0112	630
As on 31/03/2024	0.0000	0.0112	630
As on 31/12/2023	0.0000	0.0112	630
As on 30/09/2023	0.0000	0.0112	630



KAMARHATTY COMPANY LTD				
Distribution Schedule as on 30/09/2024				
Share Holding	No of Holders	% age	No of Shares	% age
Upto 50	465	52.9010	8521	0.1517
51 to 100	187	21.2742	16700	0.2973
101 to 150	34	3.8680	4630	0.0824
151 to 250	89	10.1251	18550	0.3302
251 to 500	47	5.3470	17610	0.3135
501 to 5000	23	2.6166	23269	0.4143
Above 5000	34	3.8680	5527720	98.4105
Grand Total	879	100.0000	5617000	100.0000

Distribution Schedule as on 30/09/2024

Share Holding	No of Holders	% age	No of Shares	% age
Upto 500	822	93.5154	66011	1.1752
501 to 1000	17	1.9340	13789	0.2455
1001 to 2000	4	0.4551	4710	0.0839
2001 to 3000	2	0.2275	4770	0.0849
5001 to 10000	2	0.2275	19000	0.3383
Above 10000	32	3.6405	5508720	98.0723
Grand Total	879	100.0000	5617000	100.0000

Distribution Schedule as on 30/09/2024

Notional Value of (Rs.)	No of Holders	% age	Amount (Rs.)	% age
Upto 5000	822	93.5154	660110	1.1752
5001 to 10000	17	1.9340	137890	0.2455
10001 to 20000	4	0.4551	47100	0.0839
20001 to 30000	2	0.2275	47700	0.0849
50001 to 100000	2	0.2275	190000	0.3383
Above 100000	32	3.6405	55087200	98.0723
Grand Total	879	100.0000	56170000	100.0000



KAMARHATTY COMPANY LTD							
Shareholding Summary as on 30/09/2024							
	As per Folio/Client Id				As per PAN		
Form	No of Records	% to Total Records	No of Shares	% to Total Shares	No of Records	No of Shares	
PHYSICAL	612	66.3774	2682766	47.7615	605	2682766	
NSDL	310	33.6226	2934234	52.2385	278	2934234	
CDSL	0	0.0000	0	0.0000	0	0	
TOTAL	922	100.0000	5617000	100.0000	883	5617000	
Total No of Shareholders as per PAN Clubbed 879							

