

Rotadock

Boardroom Power Unit

Precision Manual Rotation



MANUAL ROTATION

Hand-operated
rotational mechanism

CUSTOMISABLE POWER

Tailor to your power
and data needs

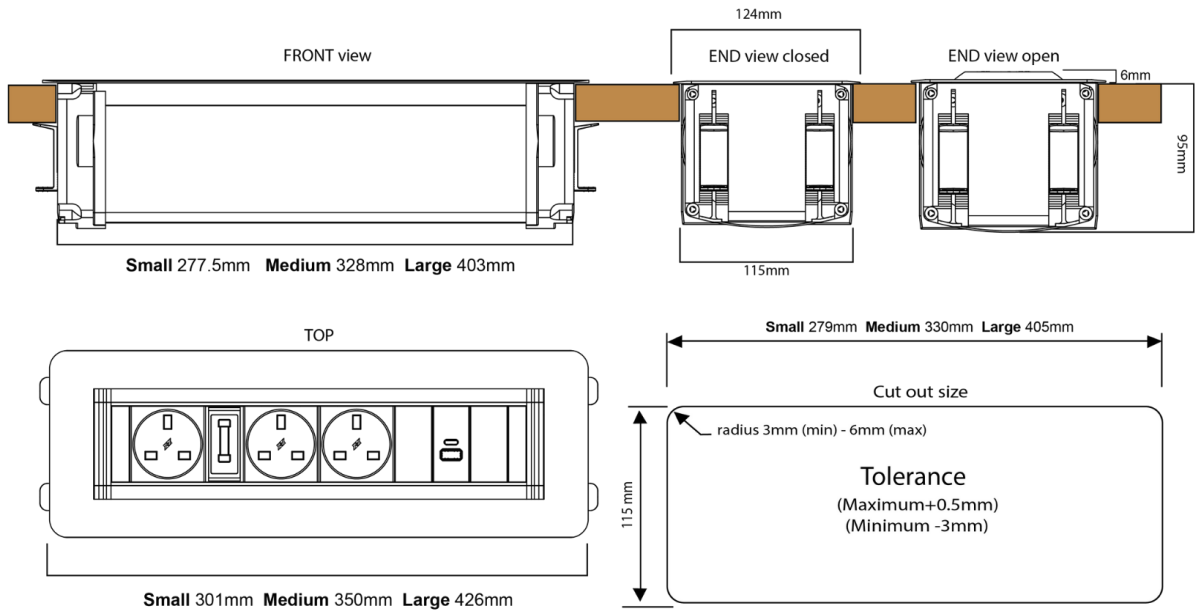
LOCKING MECHANISM

Secures unit in open
and closed positions

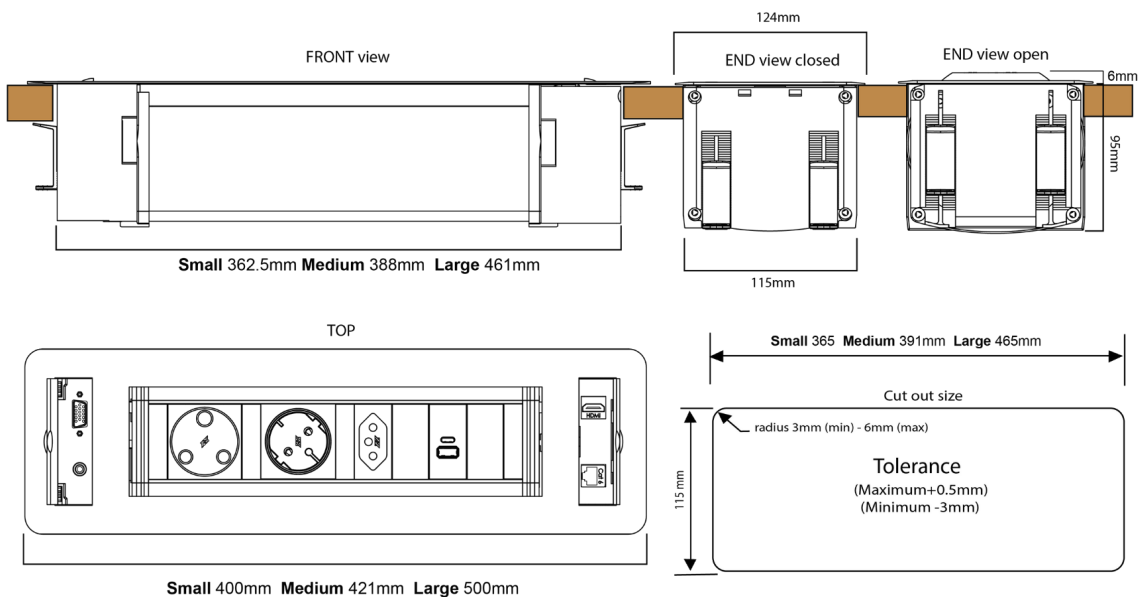
Rotadock

Boardroom Power Unit

ROTADOCK - standard



ROTADOCK with add-on modules



All our products carry a 24-month warranty. Extended warranties are available by request

Description

The Rotadock is a manually operated boardroom power solution engineered for reliable, practical connectivity. The unit is rotated open by hand, providing easy access to integrated power and data outlets. A quality locking mechanism secures the unit in both the open and closed positions for added stability during use. When open, the interface is raised above the surface to reduce the risk of spill ingress. When closed, the unit sits almost flush with the work surface, maintaining clean lines and a professional finish. Available in a variety of finishes and configurable power and data layouts, the Rotadock is ideal for shared workspaces, boardrooms and meeting environments requiring durable, cost-effective power access.

Power Configuration

The Rotadock offers configurable power and data layouts to suit boardroom and shared workspace environments.

Configuration options include standard AC outlets, USB charging modules and a range of integrated data interfaces such as HDMI, VGA, RCA, USB Data, Cat6, and Audio/Mic modules.

Optional switches, including a 15A thermal overload switch as well as standard red or green switches, can be incorporated into the layout. Standard and add-on module options allow the unit length and functionality to be expanded according to project requirements.

Technical Specifications

Voltage	110V – 250V AC @ 50Hz – 60Hz
Current	15A (20A with upgraded wiring)
Power	1800W @ 110V – 125V AC 3000W @ 220V – 250V AC

Applications

- Executive boardrooms
- Meeting areas
- Conference facilities
- Training rooms
- Corporate offices
- Co-working areas


Mounting Options

Designed for recessed installation using a four-point ratchet clip mounting system for secure and simplified installation. When closed, the unit sits almost flush with the work surface to minimise obstruction.

Features

- Manual rotational operation
- Quality locking mechanism (open & closed positions)
- Raised interface to reduce spill ingress
- Premium aluminium construction
- Shuttered power outlets
- Overload protection
- Simple ratchet mounting system for easy installation
- Sits almost flush when closed
- Select from 24 international socket types
- Wide range of colour and finish options

Colours



Dimensions

Standard Unit Length (Top View)

Small: 301mm
Medium: 350mm
Large: 426mm

Standard Cut-Out Length

Small: 277.5mm
Medium: 328mm
Large: 403mm

Cut-Out Width: 115mm

Visible Opening Width: 113mm

Add-On Module Length (Extended Version)

Small: 400mm
Medium: 421mm
Large: 500mm

Add-On Cut-Out Length

Small: 364.5mm
Medium: 390mm
Large: 465mm

Weight depends on configuration

Rotadock

Boardroom Power Unit



MODERN

FUNCTIONAL

ELEGANT

Contact Us

powerlogic.net

info@powerlogic.co.za

(+27) 21 704 1450