









Crazy 8 Ball

Game Contents (120 cards)

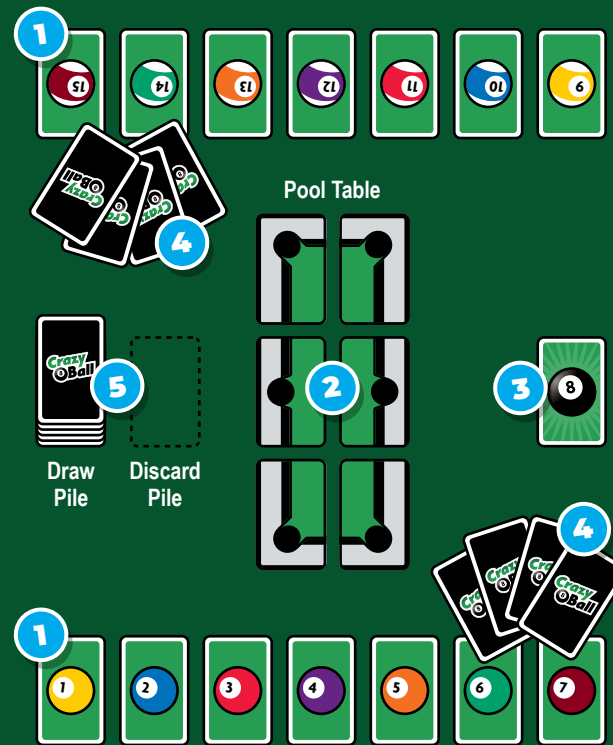
-  **8-Ball Card**
1 card
-  **Solid Pool Ball Cards**
7 cards
-  **Striped Pool Ball Cards**
7 cards
-  **Cue Stick Cards**
28 cards
-  **Cue Ball Cards**
28 cards
-  **Block Cards**
8 cards
-  **Pocket Cards**
35 cards
-  **Pool Table Cards**
6 cards

Some cards are double-sided to make them easier to find in the deck.

Game Setup

Follow these steps to set up a new game:

- 1 Divide the Pool Ball Cards.**
The dealer chooses Solids or Stripes. The non-dealer takes the other set. Place the cards in a row on the table.
- 2 Place the Pool Table Cards.**
The dealer arranges the cards to form a pool table.
- 3 Place the 8-Ball Card.**
Place this card to the side of the Pool Table.
- 4 Deal the opening hands.**
Shuffle the remaining cards and deal 4 cards face down to each player. Players keep their cards hidden in hand.
- 5 Set the Draw and Discard Piles.**
Place the remaining cards face down next to the pool table to form a Draw Pile. Leave space for a Discard Pile.



Object of the Game

The first player to “pocket” all seven of their balls, followed by the 8-ball, wins the game!

In the game of 8-ball pool, players sink balls into pockets on a table. In *Crazy 8-Ball*, you'll pocket balls by **stacking cards on the table**.

Collect matching sets of cards to pocket each of your Pool Ball Cards. Then, collect one final matching set to pocket the 8-ball and win!

Pocketing your pool balls requires you to complete **three steps**:

1. Gather matching cards.
Draw and discard cards until you collect **Cue Stick** and **Cue Ball** cards that match the color of one of your **Pool Ball cards**.



2. Place a pocket.
Rotate and position a **Pocket Card** of the same color on the **Pool Table**.



3. Stack your cards!
• Cue Stick Card
• Cue Ball Card
• Pool Ball Card (on top)



To beat your opponent, you'll need to outplay them by setting up shots and pocketing balls, all while sabotaging their efforts to do the same.

Pay close attention to the color of the balls you need to pocket versus the colors your opponent needs, and avoid playing or discarding cards that help them.

Remember, every Pocket Card played is **fair game**. Either player can use it to pocket a ball—so stack cards on your opponent's to sabotage their game!

Crazy 8 Ball

How to Play

The **non-dealer** goes first, and turns alternate until someone wins. On your turn, choose one of **five actions**:

- 1. Discard a card.**
See [Discarding Cards](#) to learn more.
- 2. Play a Pocket Card.**
See [Playing Pocket Cards](#) to learn more.
- 3. Play a Block Card.**
See [Playing Block Cards](#) to learn more.
- 4. Pocket a Pool Ball.**
See [Pocketing Pool Balls](#) to learn more.
- 5. Pocket the 8-Ball.**
See [Winning the Game](#) to learn more.

At the end of every turn, always draw cards until you have **4 cards in hand**.

To refill an empty Draw Pile, shuffle the Discard Pile and **flip it face-down**.

Discarding Cards



On your turn, you may discard one card from your hand and replace it with a card from either the Draw Pile or Discard Pile.

First, decide if you want to swap your unwanted card with the top card of the **face-up Discard Pile**. If not, discard your card there and draw the top card from the **face-down Draw Pile**. You must discard your unwanted card before drawing a new one, and you must keep any drawn card once seen. Your turn then ends.

Remember, any card that you discard can be picked up by your opponent and used to pocket a ball—**so discard cards wisely!**

Discarding Tips



Duplicates
Don't hold on to duplicate cards of the same color.



Pocketed Balls
You no longer need to collect cards with that ball's color.



Unusable Cards
Discard unplayable cards or cards with no strategic value.

Playing Pocket Cards



On your turn, you may play a **Pocket Card** on the Pool Table to set up a shot.

Stack a Pocket Card matching the color of one of your unpocketed balls onto one of the **six Pool Table positions**. Your Pocket Card can only be placed on a position (corner or side) that preserves the shape of the table and **isn't already occupied by a Pocket Card**.

After placing a Pocket Card, draw from either the Draw or Discard pile to end your turn. Once a Pocket Card is in play, **either player** may, on a later turn, pocket a pool ball of a matching color.

Pocket Card Tips



Limit Colors
Play Pocket Cards with colors you'll need, but your opponent doesn't.



Side Pockets
These pockets only accept one color, making them much harder to steal.



Blocking
Play Pocket Cards strategically to block your opponent from playing theirs!

Playing Block Cards



On your turn, you may block one of the **Pocket Cards** played by covering it with the **Block Card** of the same color.

Playing a Block Card forces your opponent to **waste a turn** placing a new Pocket card before they can pocket a ball. After blocking a pocket, draw from the Draw or Discard pile to end your turn.

Block Card Rules and Tips

Corner Pockets
These can be blocked when the Block Card matches **either color**.



Side Pockets
These can be blocked when the Block Card matches **the color**.



Wild Block Card
This Block Card can block Pocket Cards of **any color**.

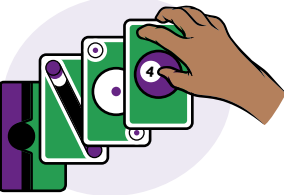


Pocketing Pool Balls



On your turn, pocket a ball by stacking a **Cue Stick, Cue Ball, and Pool Ball card** on a **Pocket Card** with the same color.

When you have a Cue Stick and Cue Ball card in hand that **match the color** of one of your unpocketed balls, you can pocket that ball by stacking all three cards on any Pocket Card **with the same matching color**.



When stacking your cards, always put the **Pool Ball Card** on top. Then draw two replacement cards from the Draw or Discard pile, choosing the second after seeing the first. Your turn then ends.



Make it a Combo Shot!

If you have two Cue Stick and Cue Ball sets that match two Pocket Cards on the table, you can **pocket both balls** and then draw four new cards!

Note: The **8-ball** can be the second ball!

Winning the Game



After pocketing all your **Pool Ball Cards**, use a **matching Cue Stick and Cue Ball set** to **pocket the 8-ball** and win the game!

Unlike your Pool Ball Cards, the 8-Ball Card can be pocketed with **any matching color** Cue Stick and Cue Ball set. Stack these cards on a Pocket Card with the matching color, then drop the 8-Ball Card on top.



Congratulations—you win! Now switch the dealer, reset the Pool Table, and play another intense game of **Crazy 8-Ball!**

Game-Winning Tips

Be sure to check out Crazy8Ball.com for tips and strategies that give you an advantage every time you **RACK'em** and **STACK'em!**