

BonVie+



SPARTAN[®]
M E D I C A L

A resorbable synthetic bone graft substitute kit

CONSISTENT PREDICTABLE PERFORMANCE



LEARN MORE:

Contact Spartan Medical Inc.



(888) 240-8091



CS@SPARTANMEDICAL.COM



SPARTAN MEDICAL INC.

1445 Research Blvd, Suite 520,
Rockville, MD 20850

spartanmedical.com

UEI: LCJBD88KQ8G3

DUNS: 807438341 | CAGE:65VT5



Preparation Guidelines

Preparing *BonVie+* only takes a few familiar, careful moments. Use only the supplied mixing solution. All stated times are measured from the start of the timer.


Components



1 10 cc powder



2 2x ampoules of solution (3.75 cc ea)



3 Bead mat




You'll also need (Not Included):

- Mixing bowl
- Spatula

Stryker Howmedica Mix kit is shown. Any other sterile, medical grade bowl and spatula can be used

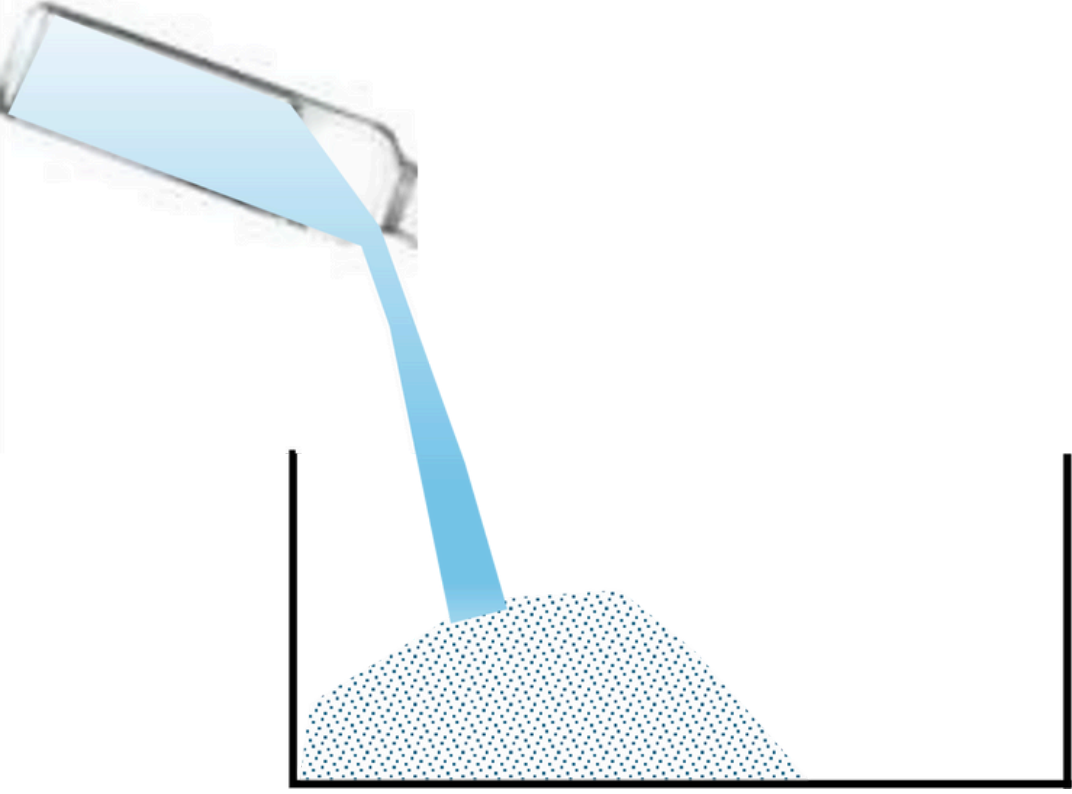
BONVIE+ Granule Preparation


1



Open powder pack and pour contents into sterile mixing bowl using an aseptic technique

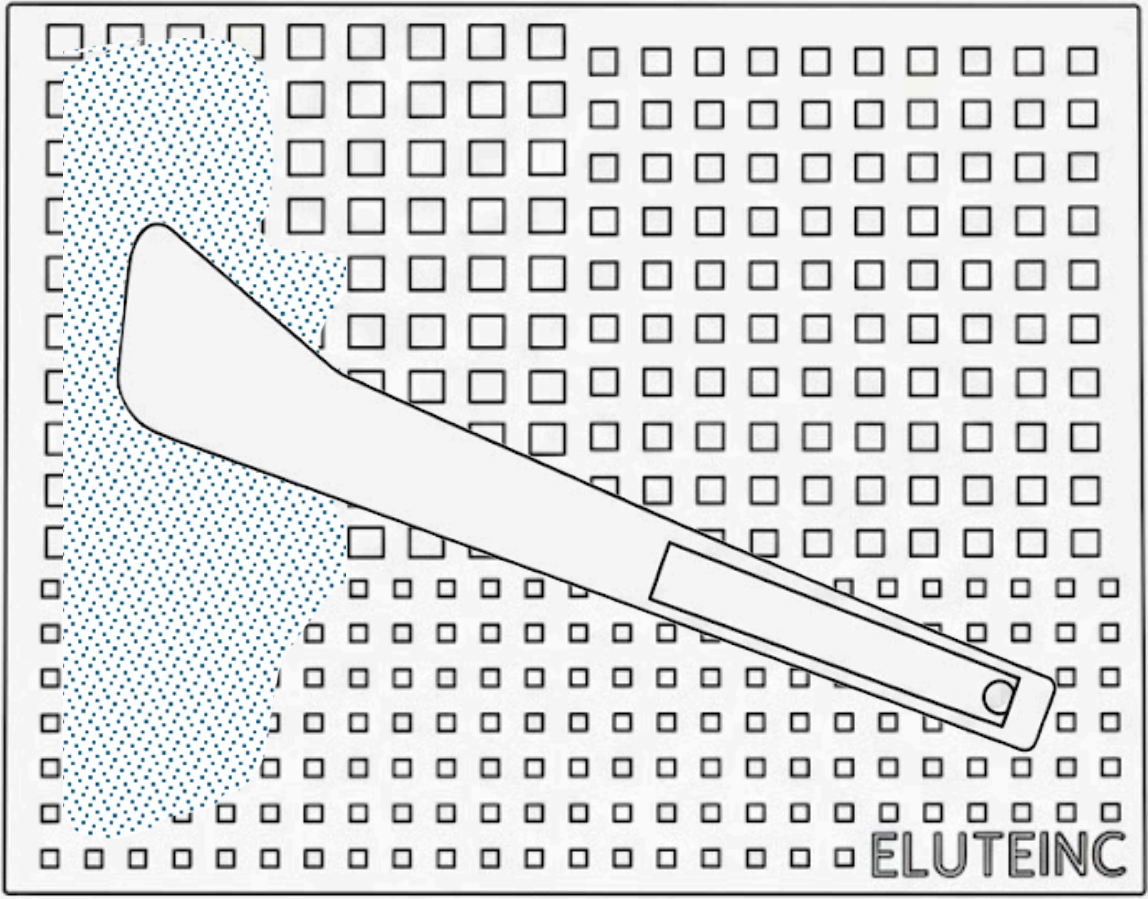
2




2 MIN

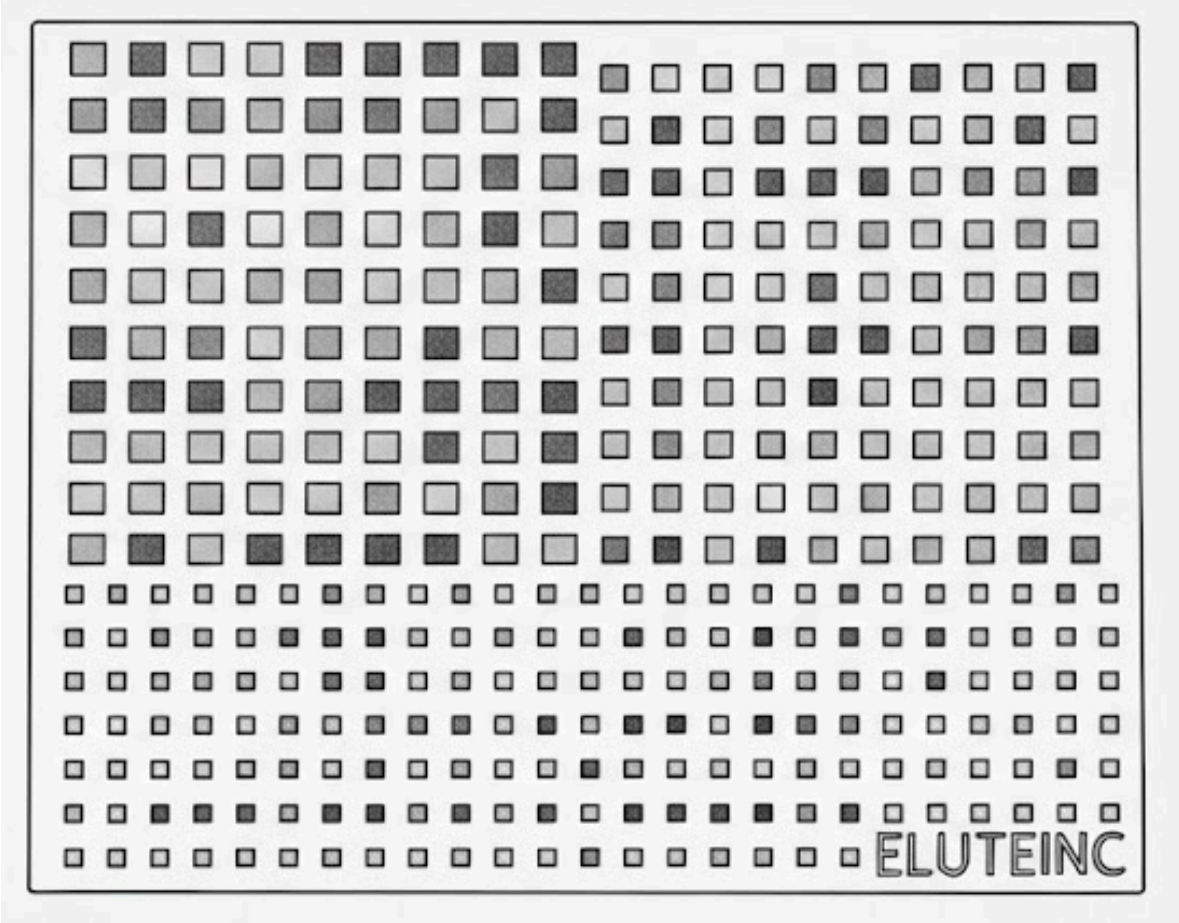
Open ampoule(s) and pour contents into powder in mixing bowl and mix thoroughly to form a homogeneous paste


3



Spread the paste into the cavities


4




12 MIN

Allow paste to set undisturbed for at least 12 minutes

5



Flex bead mat to release beads for implantation

Total Time:
14 min

BONVIE+ Manual Implantation

1




Open powder pack and pour contents into sterile mixing bowl using an aseptic technique

2



Open ampoule(s) and pour contents into powder in mixing bowl and mix thoroughly to form a homogeneous dough

3



Remove dough from bowl. Mold and implant BonVie+
(Handling time: 2 minutes)

Total Time:
7 min

LEARN MORE:

Contact Spartan Medical Inc.



(888) 240-8091



CS@SPARTANMEDICAL.COM



SPARTAN MEDICAL INC.

1445 Research Blvd, Suite 520,
Rockville, MD 20850

spartanmedical.com

UEI: LCJBD88KQ8G3

DUNS: 807438341 | CAGE:65VT5

