


MBR Package Plants

“Our plant offers cost-effective installation & operation, while delivering high-quality treated effluent. Each corrosion resistant, self-contained tank is modular and easy to deploy, making it the ideal solution for remote locations”

The Apex package membrane bioreactor (MBR) plants are a fully integrated wastewater treatment system providing an innovative & compact solution for onsite wastewater treatment.


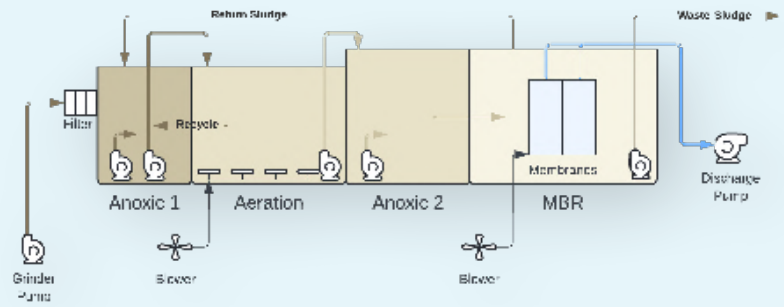
- ✓ Smaller footprint. The MBR system requires 30% less space than a conventional wastewater treatment process.
- ✓ The AMBR150m³/d plant features advanced MABR technology, delivering higher treatment efficiency within a compact footprint.
- ✓ Near total removal of bacteria & pathogens.
- ✓ High-quality effluent providing a wide range of disposal options.
- ✓ Fast delivery and start-up from order to a fully operating system.
- ✓ Prefabricated, skid-mounted equipment makes installation quick and easy reducing manufacturing time and build costs.
- ✓ Can be customised with further plant equipment such as mobile access platforms, chemical dosing systems, sludge treatment & odour control.
- ✓ Easy to operate & maintain. Service & maintenance agreement options available.



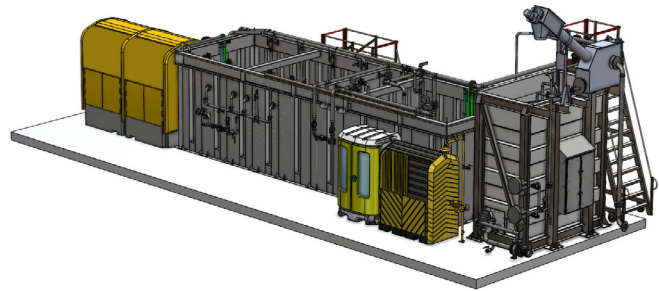
Available options

- ✓ Feed balance tank
- ✓ Waste sludge tank
- ✓ Treated wastewater tank
- ✓ Chemical dosing systems
- ✓ Full length fixed maintenance platforms
- ✓ Automatic backwashing inlet filter
- ✓ Effluent analytical instruments
- ✓ Service and maintenance agreements

Process Flow Diagram



25 m³/d MBR with mobile platform & chemical dosing system



150 m³/d MBR with an inlet screen & chemical dosing system

Model Specifications

Apex Water MBR package plants are capable of handling a wide range of volumes in a single package. Using multiple units is also possible and all plants can be customised to suit higher strength wastewater.

Package Details	AMBR25	AMBR50	AMBR100	AMBR150
Flow per unit (m ³ /d)	15 - 25	30-50	60-100	90-150
Typical houses served	45	90	180	270
Package total length (m)	5.5	8.5	15.5	18
Package width (m) (excluding platforms)	2.3	2.3	2.3	2.3
Package total height (m)	2.4	2.4	2.4	3.2

* Construction Materials: 304 SS Tank. Galv or epoxy coated carbon steel frame. S80PVC pipework.

Influent & Effluent Quality Specifications

Parameter	Units	Influent Spec (Standard Package)	Influent Spec (Requires chemical dosing system)	Guaranteed Effluent Quality
Carbonaceous biological oxygen demand (cBOD ₅)	mg/L	<525	<525	<5
Total Suspended solids (TSS)	mg/L	<420	<420	<5
Total Phosphorus	mg/L	<15	<25	<10
Total Nitrogen (TN)	mg/L	<80	<110	<5