

Cape Equity Moonshots Portfolio



Actively Managed Certificate (AMC)

Portfolio strategy

The Cape Equity Moonshots Portfolio is a global equity strategy that invests in publicly listed companies at the forefront of breakthrough innovation. It focuses on themes with the potential to solve major global challenges and reshape industries over the next decade, including transportation, clean energy and electrification, quantum and advanced computing, the future of AI, robotics, privacy and digital trust, human enhancement, smart cities, space, and environmental sustainability.

The portfolio consists of 100 stocks selected from a global universe of over 2,000 companies, using a disciplined combination of data-driven screening and systematic AI evaluation. This is implemented through annual vintages and a 10-year buy-and-hold approach.

This strategy reflects the belief that a small subset of innovative companies may emerge as category leaders or true "moonshots," capable of delivering outsized returns through scalability, adaptability, and sustained innovation. The product is designed to offer a high-risk, high-growth return profile, complementing traditional equity allocations within a diversified portfolio.

Performance (%)

Current month	YTD	1Y (p.a.)	3Y (p.a.)	Since inception
-9.73	-1.18	N/A	N/A	-5.46

Information

Date	31 March 2026
AUM	USD 9m
Fund type	AMC (Actively Managed Certificate)
Certificate inception	18 December 2025
Minimum investment	1 unit
Available currency	USD
Denomination	USD 100
Issuer	UBS AG, Zurich and Basel
Issuer rating	Aa3 Moody's / A+ S&P's / AA- Fitch

Statistics¹

Return (% annualized since inception)	N/A
Volatility (% annualized) ²	N/A
Max drawdown (% since inception)	N/A
Sharpe ratio	N/A
Risk free rate ³	N/A

Note: past performance is not a reliable indicator of future results. Please see page 2 for detailed share class information.

1. Product performance is shown based on the product with ISIN: CH1496790390, inception 18 December 2025.
2. Annualized standard deviation using monthly return since inception.
3. Risk free return is calculated as the annualized return of SOFR 3-month.

Cape Equity Moonshots Portfolio

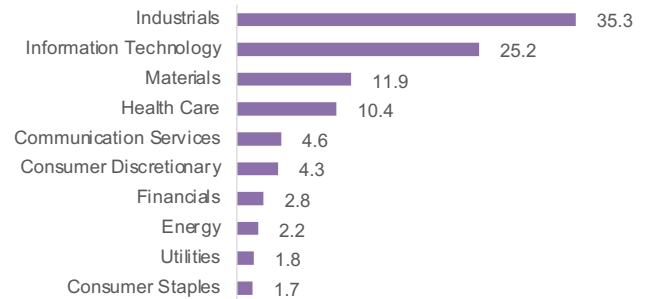


Actively Managed Certificate (AMC)

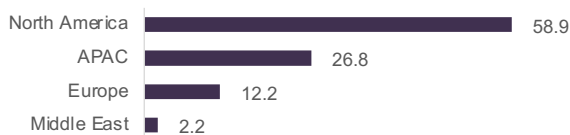
Top holdings

Company	Country	Weight (%)
Lumentum	USA	1.99
GoodWe	China	1.96
5N Plus	Canada	1.75
China Jushi	China	1.72
Planet Labs	USA	1.69
No. of positions		100

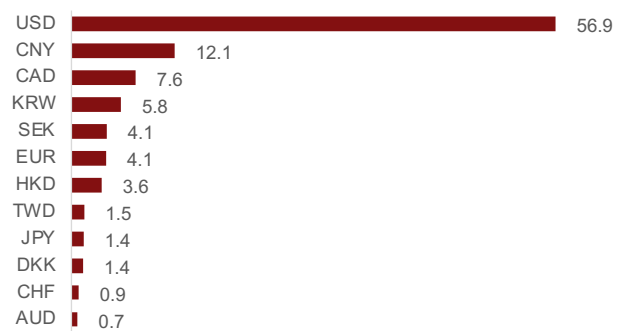
Sector allocation (%)



Geographic distribution (%)



Currency exposure (%)



Top 5 holdings shown as % of total portfolio including cash.
Other allocations are calculated based on notional exposure (excl. cash).
FX exposure refers to the currency denomination of the security.

Share class information

Products	ISIN	Inception	Fee p.a. (%)	Current NAV
Cape Equity Moonshots Portfolio	CH1496790390	18/12/2025	0.75	94.54

Investment returns¹

in %	Jan	Feb	Mar	Apr	May	Jun	Jul	Aug	Sep	Oct	Nov	Dec	YTD ¹
2025												-4.33	-4.33
2026	11.79	-2.06	-9.73										-1.18

DISCLAIMER

This presentation is for sophisticated/qualified investors only. Cape Capital AG does not offer investment services to, or solicit such services to, the general public. The information herein is exclusively intended for the private use of the addressee. Any form of duplication or distribution is prohibited by law. Past performance is not a guidance for future performance. Updated in 2026 by Cape Capital AG, Zurich. All rights reserved.