

BASIKBENCH

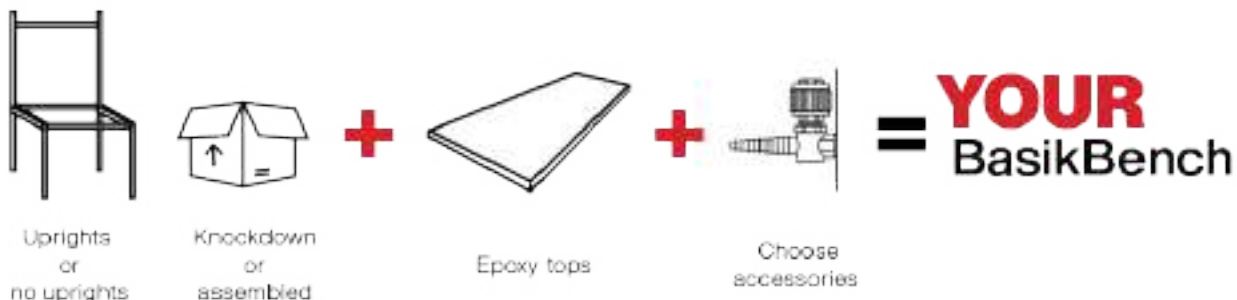
Simplicity at its Finest



KEWAUNEE

BasikBench[®]

- Offers the ideal starting point for a wide range of laboratory, cleanroom, and quality control activities
- Delivers a cost effective option for creating a functional workspace
- BasikBench is a value-priced 4-leg height-adjustable work bench



Configure your BasikBench[®]

Choose your bench, and whether you would like it to arrive knockdown or fully assembled. Then choose your accessories.



FEATURES

- Shelving adjustable in 1" increments
- Allows for 36" mobile storage units
- Allows for up to four service fixtures
- Data ports standard on uprights
- SEFA 10, Category 3 – 1,000 pound capacity
- Top horizontal support channel for fixture hose to rest in
- Bolt together construction
- Ships knock down or assembled
- Worktop height adjustable on 1" increments

BasikBench® 36

Simplicity at its finest, BasikBench 4-leg laboratory bench comes in several sizes with choice of glides or stabilizing casters.



Shown above is an assembled table with top.

Table = BBE363060-CA
Resin Top = BB36R013060-BK

C = Stabilizing Caster



Minimum Height

27" with caster
25" with glide













G = Glide



Maximum Height

40" with caster
38" with glide

Available in our standard metal paint colors.

 12 Black	 463 Iron Ore	 242 Flint Grey	 85 Satin Grey
 94 True Blue	 20 Sand Tan	 61 Light Neutral	 78 Snow White
 103 Smokey Blue	 90 Amazon	 102 Agave	 104 Sage
 87 Mountain Blue	 62 Driftwood	 97 Invigorate	 99 Rapture Red

Part Number	Depth	Length
BBE362436-XX	24	36
BBE362442-XX	24	42
BBE362448-XX	24	48
BBE362454-XX	24	54
BBE362460-XX	24	60
BBE362466-XX	24	66
BBE362472-XX	24	72
BBE363036-XX	30	36
BBE363042-XX	30	42
BBE363048-XX	30	48
BBE363054-XX	30	54
BBE363060-XX	30	60
BBE363066-XX	30	66
BBE363072-XX	30	72
BBE363636-XX	36	36
BBE363642-XX	36	42
BBE363648-XX	36	48
BBE363654-XX	36	54
BBE363660-XX	36	60
BBE363666-XX	36	66
BBE363672-XX	36	72

BBE36

Depth

Length

C/G

A/K

-

C=CASTER

G=GLIDE

A=ASSEMBLED

K=KNOCKDOWN

BasikBench® 84



Shown above is an assembled table with top.

Table = BBE843060-GA
Resin Top = BB84R013060-BK

BasikBench® 84 expands above the work surface with uprights. Allowing additional accessories and shelves to be mounted above the work surface. Fixtures and data can also be added to each upright. BasikBench® 84 uprights receive only data bezels pre-installed. No data devices are included. Data bezel accepts all Keystone and QuickPort jacks for hard-wired field installations.

C = Stabilizing Caster

G = Glide



















Minimum Height
at Worksurface
27" with caster
25" with glide

Maximum Height
at Worksurface
40" with caster
38" with glide

at top of Uprights
74.725" with caster
72.725" with glide

at top of Uprights
87.725" with caster
85.725" with glide

Available in our standard metal paint colors.

 12 Black	 463 Iron Ore	 242 Flint Grey	 85 Satin Grey
 94 True Blue	 20 Sand Tan	 61 Light Neutral	 78 Snow White
 103 Smokey Blue	 90 Amazon	 102 Agave	 104 Sage
 87 Mountain Blue	 62 Driftwood	 97 Invigorate	 99 Rapture Red

Part Number	Depth	Length
BBE843036-XX	30	36
BBE843042-XX	30	42
BBE843048-XX	30	48
BBE843054-XX	30	54
BBE843060-XX	30	60
BBE843066-XX	30	66
BBE843072-XX	30	72
BBE843636-XX	36	36
BBE843642-XX	36	42
BBE843648-XX	36	48
BBE843654-XX	36	54
BBE843660-XX	36	60
BBE843666-XX	36	66
BBE843672-XX	36	72

BBE84

C=CASTER
G= GLIDE
A= ASSEMBLED
K= KNOCKDOWN

Tops Materials

NOTE: SHIPPED SEPARATELY

Kemresin® Epoxy Resin

Kemresin® is perfectly suited for use in the lab setting. With ultra-smooth non-porous surface appearance, composed of 1 inch thick molded epoxy resin, these tops come in four different colors. Colors include black, grey, putty and slate. With resistance to many acids, alkalies and solvents, this work top is also resistant to both heat and physical use. These Kemresin® tops can be used wherever the highest physical and chemical resistance properties are required.



Grey = GR



Slate = SL



Putty = PT



Black = BK

Part Number	Depth	Length	Part Number	Depth	Length
BB36R012436	24	36	BB84R013036	30	36
BB36R012442	24	42	BB84R013042	30	42
BB36R012448	24	48	BB84R013048	30	48
BB36R012454	24	54	BB84R013054	30	54
BB36R012460	24	60	BB84R013060	30	60
BB36R012466	24	66	BB84R013066	30	66
BB36R012472	24	72	BB84R013072	30	72
BB36R013036	30	36	BB84R013636	36	36
BB36R013042	30	42	BB84R013642	36	42
BB36R013048	30	48	BB84R013648	36	48
BB36R013054	30	54	BB8401R3654	36	54
BB36R013060	30	60	BB84R013660	36	60
BB36R013066	30	66	BB84R013666	36	66
BB36R013072	30	72	BB84R013672	36	72
BB36R013636	36	36			
BB36R013642	36	42			
BB36R013648	36	48			
BB36R013654	36	54			
BB36R013660	36	60			
BB36R013666	36	66			
BB36R013672	36	72			

BB36R

		Depth		Length				Color		
<input type="text" value="0"/>	<input type="text" value="1"/>	<input type="text"/>	<input type="text"/>	<input type="text"/>	<input type="text"/>	-	<input type="text"/>	<input type="text"/>	<input type="text"/>	<input type="text"/>


BB84R

		Depth		Length				Color		
<input type="text" value="0"/>	<input type="text" value="1"/>	<input type="text"/>	<input type="text"/>	<input type="text"/>	<input type="text"/>	-	<input type="text"/>	<input type="text"/>	<input type="text"/>	<input type="text"/>

Accessories


NOTE: ACCESSORIES ARE ORDERED AND SHIPPED SEPARATELY

UPPER SHELF



Part Number	Depth	Length	
BBEUS1236	12	36	Shelves are adjustable on 1" increments. Rear of shelves are flush with back of posts.
BBEUS1242	12	42	
BBEUS1248	12	48	
BBEUS1254	12	54	
BBEUS1260	12	60	
BBEUS1266	12	66	To order Retaining Rods add -ROD to the end of the upper or top shelf part numbers. Rods are 3/8" powder coated steel.
BBEUS1272	12	72	
BBEUS1536	15	36	
BBEUS1542	15	42	
BBEUS1548	15	48	
BBEUS1554	15	54	Example: BBUS1566-ROD
BBEUS1560	15	60	
BBEUS1566	15	66	
BBEUS1572	15	72	

TOP SHELF



Part Number	Depth	Length	
BBETS0936	9	36	To order the Retaining Rods shown in the image, add -ROD to the end of the upper or top shelf part numbers. Rods are 3/8" powder coated steel.
BBETS0942	9	42	
BBETS0948	9	48	
BBETS0954	9	54	
BBETS0960	9	60	
BBETS0966	9	66	
BBETS0972	9	72	
BBETS1236	12	36	
BBETS1242	12	42	
BBETS1248	12	48	
BBETS1254	12	54	Example: BBTS1566-ROD
BBETS1260	12	60	
BBETS1266	12	66	
BBETS1272	12	72	
BBETS1536	15	36	
BBETS1542	15	42	
BBETS1548	15	48	
BBETS1554	15	54	
BBETS1560	15	60	
BBETS1566	15	66	
BBETS1572	15	72	

LOWER SHELF

Part Number	Depth	Length
BBLS0936	9	36
BBLS0942	9	42
BBLS0948	9	48
BBLS0954	9	54
BBLS0960	9	60
BBLS0966	9	66
BBLS0972	9	72
BBLS1236	12	36
BBLS1242	12	42
BBLS1248	12	48
BBLS1254	12	54
BBLS1260	12	60
BBLS1266	12	66
BBLS1272	12	72
BBLS1536	15	36
BBLS1542	15	42
BBLS1548	15	48
BBLS1554	15	54
BBLS1560	15	60
BBLS1566	15	66
BBLS1572	15	72



The lower shelf is installed across the bench's lower support.

SHELF LIPS



Part Number	Length	Part Number
Front Lip		Rear Lip
BBFLIP36	36	BBRLIP36
BBFLIP42	42	BBRLIP42
BBFLIP48	48	BBRLIP48
BBFLIP54	54	BBRLIP54
BBFLIP60	60	BBRLIP60
BBFLIP66	66	BBRLIP66
BBFLIP72	72	BBRLIP72

Accessories

NOTE: ACCESSORIES ARE ORDERED AND SHIPPED SEPARATELY


HANGING RAIL FOR SUSPENDED CABINET

Part Number	Length
BBHR36	36
BBHR42	42
BBHR48	48
BBHR54	54
BBHR60	60
BBHR66	66
BBHR72	72



This hanging rail allows for the install of suspended cabinets.

CABINET STOP




Part Number	Length
BBCABSTOP36	36
BBCABSTOP42	42
BBCABSTOP48	48
BBCABSTOP54	54
BBCABSTOP60	60
BBCABSTOP66	66
BBCABSTOP72	72

Requires cabinet hanging rail. Not compatible with CPU or Keyboard Holders.

POWER BAR (20 AMP)

Available in Single or Dual Circuit

Part Number	Length	Single or Dual Circuit (S/D)
BBPB012036S	36	S
BBPB012042S	42	S
BBPB012048S	48	S
BBPB012054S	54	S
BBPB012060S	60	S
BBPB012066S	66	S
BBPB012072S	72	S
BBPB012036D	36	D
BBPB012042D	42	D
BBPB012048D	48	D
BBPB012054D	54	D
BBPB012060D	60	D
BBPB012066D	66	D
BBPB012072D	72	D




Power bars available in dual or single circuit and can be located on the uprights. Dual circuit has two cords. The Single circuit has one cord. Both are 20 amp and come with twist lock plug.

Accessories

NOTE: ACCESSORIES ARE ORDERED AND SHIPPED SEPARATELY

POWER STRIP MOUNTING RAIL

Part Number	Length
BBPSRL36	36
BBPSRL42	42
BBPSRL48	48
BBPSRL54	54
BBPSRL60	60
BBPSRL66	66
BBPSRL72	72



Power strip mounting rail allows for user supplied and installed power strip.

LED TASK LIGHTING


BBML20 & BBML40 Are kits that include a power supply and power supply mounting bracket.

Part Number	Length
BBML20	20
BBML40	40

Lights listed below do not include power supplies or power supply mounting brackets. These can be purchased as replacement parts.

Part Number	Length	Fits under
X-030002-00	500mm - 19 ⁵ / ₈	29" - 40" Shelves
X-030003-00	1000mm - 39 ³ / ₈	46" - 47" Shelves

LED Task Lighting consists of a thin-profile, white, LED strip, 9.5 mm high by 33mm deep with a touch dimmer switch. It is UL listed and furnished with a 120 VAC to 24 VDC power supply with ten foot power cord. The light includes a magnetic mounting strip for mounting to steel shelving.



GLIDES AND CASTERS

Glides and casters come in sets of four.

Part Number
BBCAST2
BBGLIDE


G = Glide



**C = Stabilizing
Caster**

BIN RAIL

Part Number	Length
BBBR36	36
BBBR42	42
BBBR48	48
BBBR54	54
BBBR60	60
BBBR66	66
BBBR72	72




This bin rail allows for easy installation of bins via a slotted rail. Bins can easily be moved and reorganized.

Note: Bin not included.

Accessories

NOTE: ACCESSORIES ARE ORDERED AND SHIPPED SEPARATELY

MONITOR ARM



BBLCDARM

This monitor arm rotates 360 degrees at two points. With an adjustable head with universal monitor mount, this arm easily clamps onto any BasikBench.

KEYBOARD HOLDER




BBKBD-30 / BBKBD-36

An accessory to hold a standard keyboard and mouse. Select 30 or 36 to match bench depth.

CABLE MANAGEMENT

Part Number	Length
BBCM36	36
BBCM42	42
BBCM48	48
BBCM54	54
BBCM60	60
BBCM66	66
BBCM72	72



Cable management organizes power and data cables for an organized lab.

CPU HOLDER



BBCPU-30 / BBCPU-36

The CPU holder attaches via a bracket mount and swivels side to side. The heavy duty holder is adjusted 12" to 20" high and 3.5" to 9" depth.

FIXTURES

Choose up to two fixtures per side. Fixtures can be installed on the assembled or knockdown version, as well as ordered separately. The AIR/VAC/NIT service fixtures include PVC hose at desired length. GAS service fixtures include stainless steel hoses at desired length. Tech sheet required for installed fixtures. Fixture and hose come preassembled terminated in a female swivel.

Hose Type	Part Number	Total Length
AIR/VAC/NIT	BBFXPV046-IN	46"
AIR/VAC/NIT	BBFXPV096-IN	96"
AIR/VAC/NIT	BBFXPV0168-IN	168"
GAS	BBFXSP046-IN	46"
GAS	BBFXSP096-IN	96"
GAS	BBFXSP0168-IN	168"

-IN only if installed

Length of hose available above the post can be found by subtracting 39 for top and 44 for bottom locations



Storage Cabinets

Enough clearance for our 36" standing height, mobile, cabinets and accessory rail for hanging suspended cabinets. These cabinets are available in many different finishes as found in Kewaunee's Catalogs.



BASIKBENCH

VISIT KEWAUNEE.COM TO FIND YOUR LOCAL DEALER



Kewaunee Scientific Corporation

P.O. Box 1842 • Statesville, NC 28687-1842
704-873-7202 • kscmarketing@kewaunee.com
kewaunee.com

Kewaunee Labway India Pvt. Ltd.

No. CA-9A, 2nd Floor, Jigani Link Road
Jigani, Bangalore 562 106, India
Phone: 9180-27826725 • Fax: 9180-27826724
Web Site: www.kewaunee.in

Kewaunee Labway Asia Pte. Ltd.

194 Pandan Loop, #06-22
Pantech Business Hub, Singapore 128 383
Phone: 65-6773-0288 • Fax: 65-6773-2322

Kewaunee, Alpha, BasikBench, Enterprise, Evolution, Kemresin, Kewaunee Matrix, Research Collection, Signature, and Supreme Air are registered trademarks of Kewaunee Scientific Corporation



KEWAUNEE