

Week
44

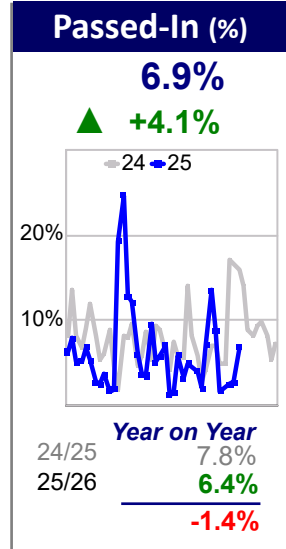
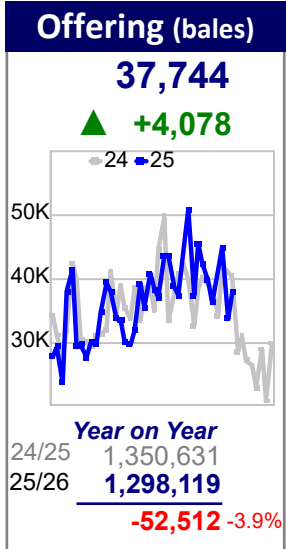
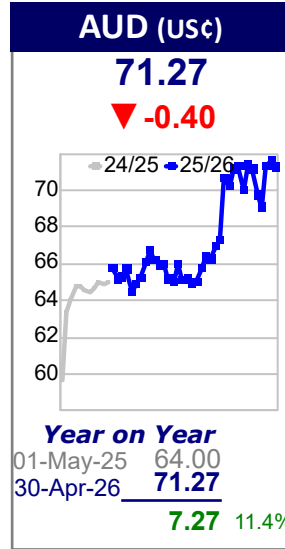
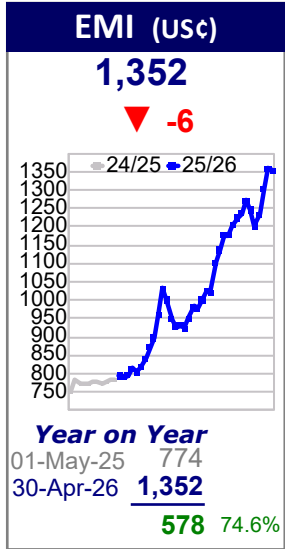
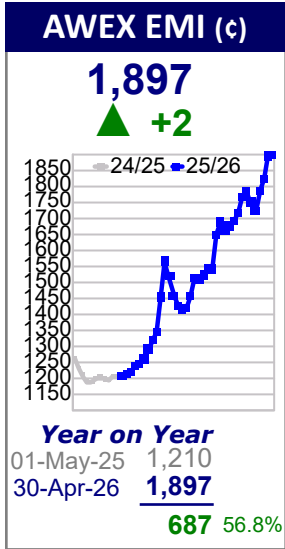
Weekly Wool Market Report

www.awex.com.au

Thursday, 30 April, 2026



we know wool



	North Sydney	South Melbourne	West Fremantle
Ind.	1970 ▲ +10	1849 ▼ -3	2114 ▼ -11
16.5	2667 +5	2644 -14	
17	2642 +16	2616 -3	
17.5	2612 +9	2590 -8	
18	2555 +17	2544 -13	2533 n +21
18.5	2474 +6	2466 -10	2449 +1
19	2354 -2	2349 -20	2321 -31
19.5	2272 -5	2256 -16	2237 -35
20	2193 -19	2188 -32	2165 -33
21		2154 n -41	2159 n -36
22			
23			
24			
25		1032 n	
26	928 n +13	914 +33	
28	732 n +27	707 +13	
30	600 n		
32	502 n	502 -6	
MC	1116 n +7	1108 n +3	1107 n -15

AWEX Comment

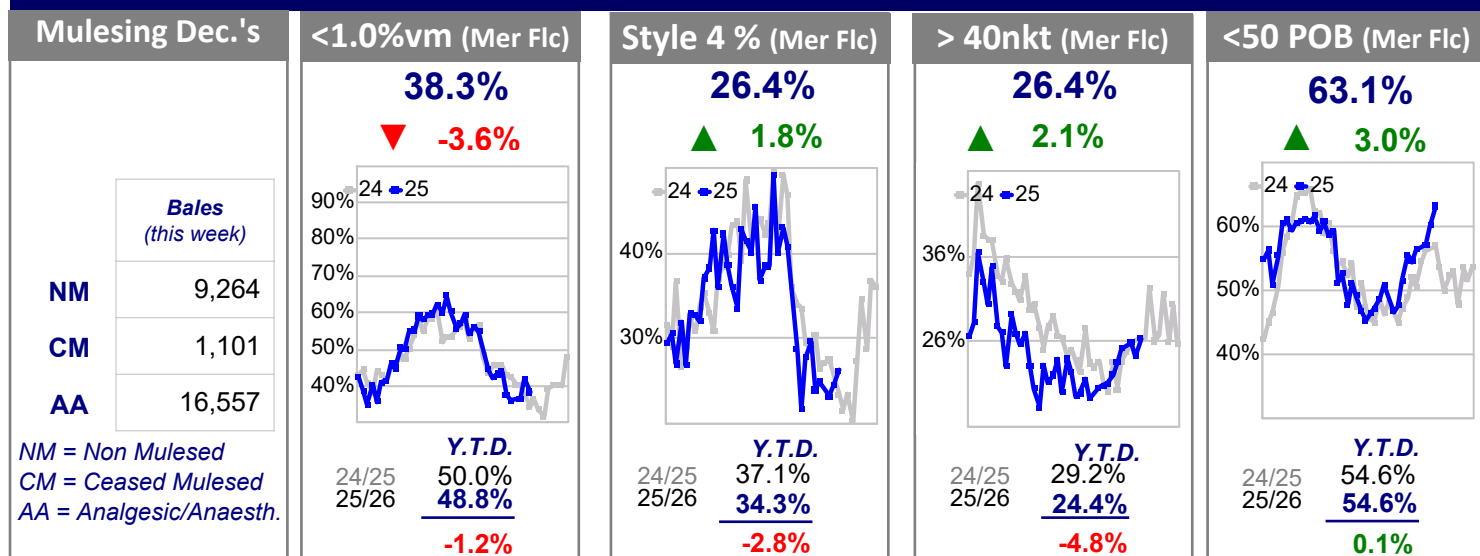
The Australian wool market has recorded a small overall rise this week, taking a breath from the sharp upward trajectory seen over the previous few selling series. There was a total of 37,744 bales available to the trade, this was 4,078 bales more than in the previous series. Higher prices of recent times have brought wool that was on hold to the market, as a result the total amount of wool offered this season is above the forecast figure. There has been a total of 1,298,119 bales put through the auction system, this is 52,512 bales or just 3.9% less than the previous season. There was an unusual selling pattern due to the Anzac Day Public Holiday. Only Sydney and Fremantle held Public Holidays on the Monday. This meant that Melbourne opened proceedings, selling in isolation on Tuesday. There were mixed results in the merino fleece sector, with a range of movements in the Micron Price Guides (MPGs) of between plus 12 and minus 13 cents recorded. Rises in the crossbred, skirting and oddment sectors helped to push the benchmark Eastern Market Indicator (EMI) up by 4 cents. This extended the run of positive movements of the EMI to seven. Over this run the EMI added 175 cents, an increase of 10.2%. On the Wednesday all three centres were in operation. The movements in the MPGs ranged between plus 21 and minus 36 cents. The EMI surrendered the 4 cents gained on the previous day. On the final day it was Sydney's turn to sell in isolation, and the market finished the week strongly. The MPGs added between 4 and 16 cents. The EMI added 2 cents for the day. The EMI finished the selling series at 1,897 cents, an overall rise of 2 cents. Next week's offering is forecast to reduce. There is expected to be 34,290 on offer nationally.



Australian Wool Exchange Limited

PO Box 651 North Ryde BC 2113 www.awex.com.au t. (+61 2) 9428 6100
Unit 12A, 2 Eden Park Drive Macquarie Park NSW 2113 abn. 35 061 495 565 t. (+61 2) 9428 6120

Offering Analysis



Totals (This Week)							Totals (This Season)					
	Offered	Sold	Sold Prior	PI/NB	Re-off	W'Drwn		Offered	Sold	PI/NB	Re-off	W'Drwn
North	MFLC 5,717	5,491	0	4.0%	8.1%	5.8%	North	MFLC 202,398	191,227	5.5%	5.0%	4.3%
	MSKT 1,424	1,353	0	5.0%	9.4%	4.2%		MSKT 62,463	60,136	3.7%	3.3%	3.3%
	XBFS 1,077	1,033	0	4.1%	7.8%	0.4%		XBFS 71,460	68,567	4.0%	3.3%	0.8%
	ODDS 744	687	0	7.7%	5.0%	8.1%		ODDS 37,701	36,030	4.4%	4.1%	2.1%
	8,962	8,564	0	4.4%	8.0%	5.1%		374,022	355,960	4.8%	4.3%	3.3%
South	MFLC 12,216	11,477	0	6.0%	4.7%	5.7%	South	MFLC 350,764	326,551	6.9%	6.1%	4.8%
	MSKT 3,259	3,180	0	2.4%	2.7%	3.4%		MSKT 91,470	87,208	4.7%	4.3%	2.9%
	XBFS 4,788	4,548	0	5.0%	4.0%	1.8%		XBFS 156,658	147,835	5.6%	3.8%	2.1%
	ODDS 2,290	2,203	0	3.8%	3.1%	4.8%		ODDS 71,893	67,137	6.6%	5.8%	3.4%
	22,553	21,408	0	5.1%	4.1%	4.4%		670,785	628,731	6.3%	5.3%	3.8%
West	MFLC 4,715	3,763	0	20.2%	7.0%	2.1%	South NZ	NZ-ALL 16,137	14,477	10.3%	6.9%	2.2%
	MSKT 731	717	0	1.9%	3.8%	0.9%		16,137	14,477	10.3%	6.9%	2.2%
	XBFS 128	107	0	16.4%	0.0%	0.0%	West	MFLC 165,980	148,113	10.8%	8.6%	4.8%
	ODDS 655	580	0	11.5%	6.4%	0.0%		MSKT 30,120	29,176	3.1%	3.5%	3.0%
	6,229	5,167	0	17.0%	6.4%	1.7%		XBFS 7,905	7,271	8.0%	5.0%	2.4%
TOTAL	37,744	35,139	0	6.9%	5.4%	4.2%		ODDS 33,170	31,049	6.4%	5.0%	2.3%
							TOTAL	237,175	215,609	9.1%	7.3%	4.1%

PI% & RO% are % of offering. WD% is % of total catalogue.
Sold Prior is considered Withdrawn

MFLC = Merino Fleece.

MSKT = Merino Pieces & Bellies.

XBFS = Non-Merino (Crossbred) Fleece, Pieces & Bellies.

ODDS = Lambs, Locks & Crutchings (all breeds).

PI% & RO% are % of offering. WD% is % of total catalogue.

Averages (This Week)						
	Mic.	VM	Grsy	Lot	Kg /	Style
	%	¢/kg	size	bale		
North	MFLC 18.22	1.8	1566	6.6	185.3	4.8
	MSKT 17.52	6.3	1160	4.3	178.6	5.1
	XBFS 26.50	1.9	551	5.6	170.4	4.9
	ODDS 20.20	4.3	743	3.1	171.1	4.8
	19.20	2.7	1324	5.5	181.3	4.8
South	MFLC 18.73	1.8	1501	6.6	185.2	4.8
	MSKT 18.03	5.9	1100	5.1	181.0	5.0
	XBFS 27.65	1.5	527	6.9	170.7	4.7
	ODDS 20.52	3.9	715	4.8	176.5	4.6
	20.60	2.5	1170	6.2	180.6	4.8
West	MFLC 19.03	1.4	1416	7.8	183.5	5.1
	MSKT 18.22	5.3	1055	4.7	177.3	5.2
	XBFS 26.80	1.6	522	5.3	157.5	5.1
	ODDS 19.47	3.1	703	4.8	173.7	5.1
	19.12	2.0	1287	6.8	181.2	5.1
TOTAL	20.02	2.5	1226	6.1	180.9	4.8

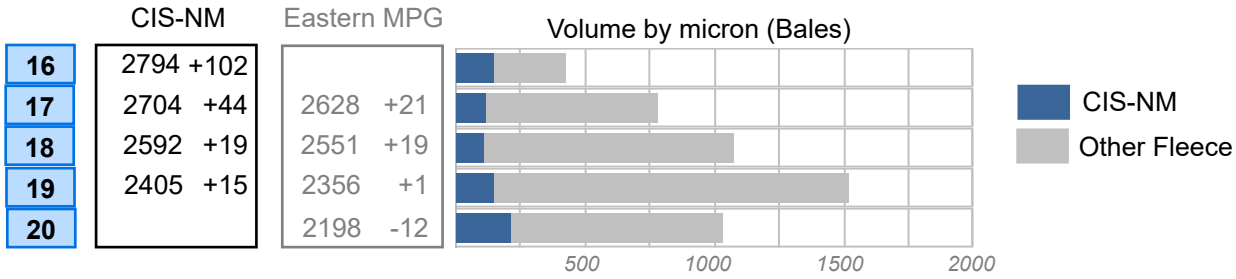
Averages are weighted by greasy kg. Offered wool only.

Main Buyers (This Week)		
	Bales	Group %
Merino Fleece		
Techwool Trading	4,102	19.8%
PJ Morris Wools	2,711	13.1%
Endeavour Wool Expor	2,380	11.5%
Tianyu Wool	2,320	11.2%
Crossbred Fleece/Pieces/Bellies		
Techwool Trading	1,245	21.9%
Pelican Australia	951	16.7%
Endeavour Wool Expor	718	12.6%
United Wool Company	583	10.2%
Merino Skirtings		
Techwool Trading	1,281	24.4%
Endeavour Wool Expor	1,181	22.5%
Australian Merino Expo	882	16.8%
Sequoia Materials	401	7.6%
Oddments		
United Wool Company	672	19.4%
Endeavour Wool Expor	468	13.5%
Michell Wool	441	12.7%
Techwool Trading	435	12.5%

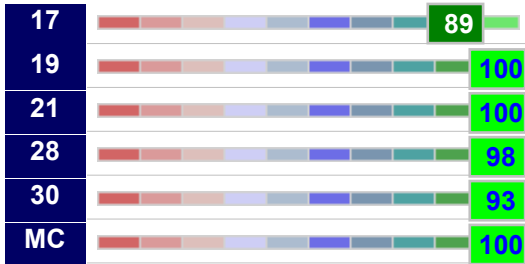
Foreign Exchange

EUR 0.6109 ▲ 0.0008	GBP 0.5289 ▼ -0.0012	INR 67.600 ▲ 0.340	JPY 114.260 ▲ 0.130	NZD 1.2218 ▲ 0.0099	USD 0.7127 ▼ -0.0040	ZAR 12.002 ▲ 0.212
-------------------------	--------------------------	------------------------	-------------------------	-------------------------	--------------------------	------------------------

Certified Integrity Schemes - Non Mulesed



MPG Percentile rankings (South - 5 years)



Percentiles rank the current MPG over 5 years.
A percentile of 100% means the MPG has been lower or 44% of the time (or higher -1 44% of the time)

Exports

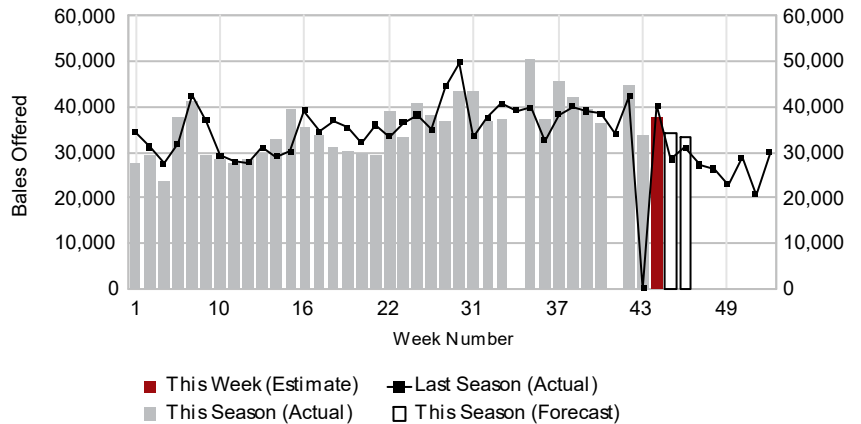
	2024/25	2025/26
China, P.R.	252.0Mkg 85%	72.1Mkg 87%
India	16.1Mkg 5%	4.1Mkg 5%
Italy	7.8Mkg 3%	2.7Mkg 3%
Czech Republic	6.1Mkg 2%	1.2Mkg 1%

Current season is for July to October, prev. season is 12 mths.
Contact AWEX for the full version of Monthly Wool Exports

Future Sales

Sale	Days	Bales
F45/25	Tue	5,243
M45/25	Tue Wed	19,895
S45/25	Tue Wed	9,152
		34,290

Season on Season Total Offered (Australian Stored)



Seasonal comparison (Aust sourced wool only)

	Offered (Bales)			
	24	25	Change	
NORTH	388,589	374,022	-14,567	-3.7%
SOUTH	708,577	670,785	-37,792	-5.3%
WEST	229,070	237,175	8,105	3.5%
Total	1,326,236	1,281,982	-44,254	-3.3%

	Offered (Kg clean)			
	24	25	Change	
NORTH	45.7m	43.5m	-2.3M	-5.0%
SOUTH	81.6m	76.3m	-5.3M	-6.5%
WEST	25.6m	27.0m	1.4m	5.6%
Total	152.9M	146.8M	-6.2M	-4.0%

Turnover (AUD)

This week

\$ 78.15 m

	First Hand Offered (Bales)			
	24	25	Change	
NORTH	373,474	357,863	-15,611	-4.2%
SOUTH	667,155	635,377	-31,778	-4.8%
WEST	210,271	219,744	9,473	4.5%
Total	1,250,900	1,212,984	-37,916	-3.0%

	First Hand Offered (Kg clean)			
	24	25	Change	
NORTH	44.0m	41.6m	-2.4M	-5.5%
SOUTH	76.8m	72.3m	-4.5M	-5.9%
WEST	23.5m	25.0m	1.5m	6.6%
Total	144.3M	138.9M	-5.4M	-3.7%

	Season to date (\$ mill.)		
	24	25	Change
NORTH	\$ 515	\$ 646	\$ 131
SOUTH	\$ 850	\$ 1,086	\$ 235
WEST	\$ 307	\$ 431	\$ 124
Total	\$ 1,673	\$ 2,163	\$ 490

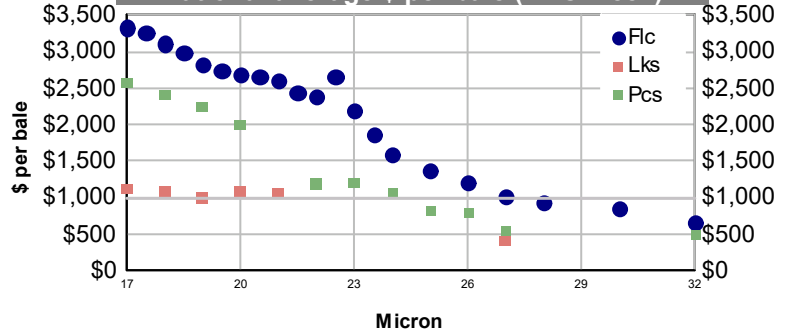
Woolgrower Returns

Indicative \$ per head

	17	19	21	23	28
\$/ Bale @ 185 kg	\$3113	\$2795	\$2563		\$841
\$/Head cut @ 7 kg	\$118	\$106	\$97		\$32
6 kg	\$101	\$91	\$83		\$27
5 kg	\$84	\$76	\$69		\$23
4 kg	\$67	\$60	\$55		\$18

Returns are gross and do not allow for shearing, testing, & selling costs. Assumed yield is 67% Schlumberger Dry.

National average \$ per bale (This Week)



Indicative prices (¢/kg clean)

Staple Strength (nkt)

		40	35	28	21
Mer. Fleece	16.0	2,745	2,665	2,597	2,621
	16.5	2,629	2,629	2,619	2,563
	17.0	2,595	2,562	2,517	2,565
	17.5	2,584	2,529	2,470	2,496
	18.0	2,528	2,500	2,512	2,461
	18.5	2,445	2,439	2,387	2,345
	19.0	2,340	2,320	2,320	2,364
	19.5	2,246	2,244	2,209	2,196
	20.0	2,195	2,153	2,160	2,132
	20.5	2,138	2,153	2,136	2,064
21.0	2,122	2,120	2,074	1,987	
XB Fleece	26.0		908	921	862
	27.0		808	787	764
	28.0	371	691	711	
	30.0		640		
	32.0		504		