

Kameleon K1

PRODUCT INFORMATION

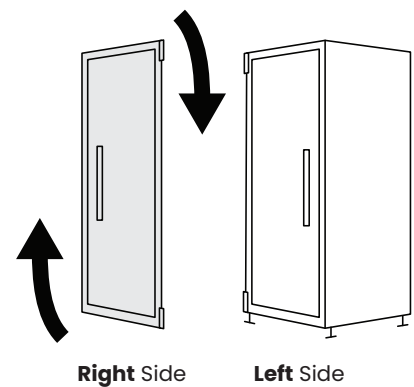


ASKÍA
ACOUSTIC PODS

All KAMELEONS have reversible opening doors

The door opening direction for all Kameleon booths can be switched just by rotating the frame during installation. The door handle is made from painted stainless steel. All glass panels are mounted on aluminium frames. All metal parts are powder coated with a special antimicrobial coating.

Door orientation | Door handle





Floor




Sound absorbing polyamide carpet. The colour of the carpet always comes in Melange grey.

Lighting | Ceiling




The ceiling is always covered in Dark grey Acoustic PET Felt panels made from 100% recycled polyester fiber. The overhead LED Light ensures enough light for common activities in a K1 phone booth.

Integrated LED Spot Light
Power usage per LED: 3.8W
Input: 12V
Lumen output: 345 lumen
Color Temperature: 3000K
Color Rendering Index: 83

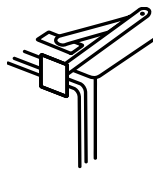


Glass

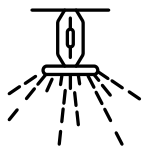


Acoustic Laminated Glass
12mm / 0.5" thick acoustic laminated glass with acoustic foil ensures high soundproof performances. The acoustic interlayer also helps retain broken glass fragments if the glass is broken, reducing the risk of injuries.

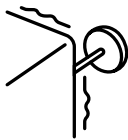
Add-ons



Door Damper



Sprinkler Kit



Seismic Kit



Room Booking

Table | Socket




All tables are made from pine plywood and laminated with antimicrobial HPL in White or Black satin finish.

1 x Power outlet
1 USB Type A and 1 USB Type C charger
1 x CAT6 Ethernet socket

Available for:

EU UK AUS US
FR/BE CH

Digital Tools



Online Configurator

Personalize every part of your pod according to your needs. With more than 10000 options available, we did our best to ensure you can customize your acoustic booth to fit perfectly in your space. Every configuration can be easily shared.



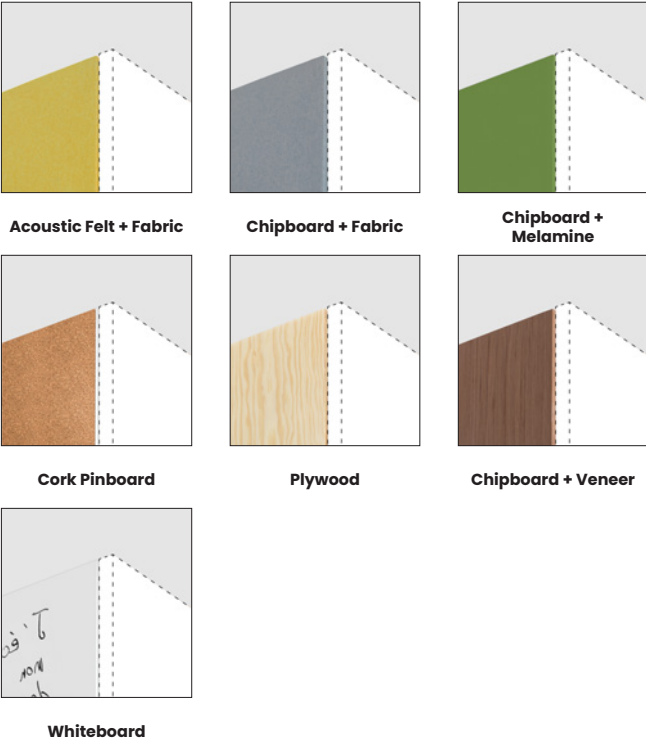
Augmented Reality

You can virtually insert your 3d configuration in your office space using our AR button from our Online Configurator.

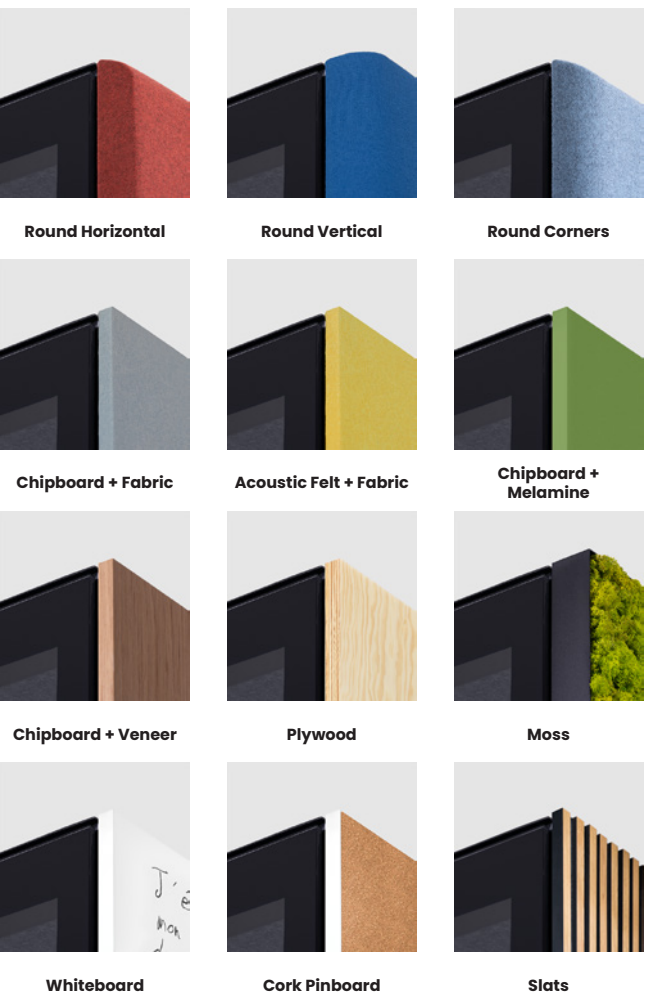
Interchangeable panels between KAMELEONS

Fabrics used in our products have OEKO-TEX STANDARD 100 label and are EU Ecolabel certified. Acoustic felt has emission class A+ and VOC (France) A+. Plywood and other composite materials used are CARB 2 compliant and have emission class E1. Foams used in our products certified by and conform to the CertiPUR standard. Acoustics foams have OEKO-TEX STANDARD 100 label. WOOD GLUE: M1 Emission Classification certification. All wood FSC / PEFC certified.

Solid Back Panel



Exterior Panel




Interior Panel



Ionized air in all KAMELEONS

Air Ionizer




Ventilation grilles are placed at the ground, as well as at the ceiling level. The one from the ground level pushes fresh, filtered air, while the one from the ceiling level removes stale air. The motion sensor activates the light and fans. After you leave the cabin, the ventilation keeps working for 15 more minutes, ensuring that all the air inside is fresh. The fans come adjusted at 100%, but they can be set to 60% and 75% as well. The air inside the booth is totally replaced, filtered and ionized every 68 to 100 seconds (depending on the pod size).

Air Ionizer

All Kameleon come standard equipped with **Air Ionizer**.

To improve the quality of the air inside the booth and implicitly ensure better health for its users in the long term, all Kameleons come standardly equipped with Air Ionizer, mounted on the ventilation system. Ionizers are particularly important for the quality of the air, as they neutralise odours and have a beneficial effect on the environment. Even if they are invisible particles, the negative ions have a very pleasant, refreshing effect, comparable to the experience of the air after a summer rain or the air in a fascinating country side area, untouched by the modern pollution.



Fabrics for Interior & Exterior panels




Chipboard + Melamine for Exterior panels



Chipboard + Veneer for Exterior panels




Plywood for Exterior panels




Special Finishes for Exterior panels




Green Wall for Exterior panels



Acoustic Felt for Interior panels



Carpet

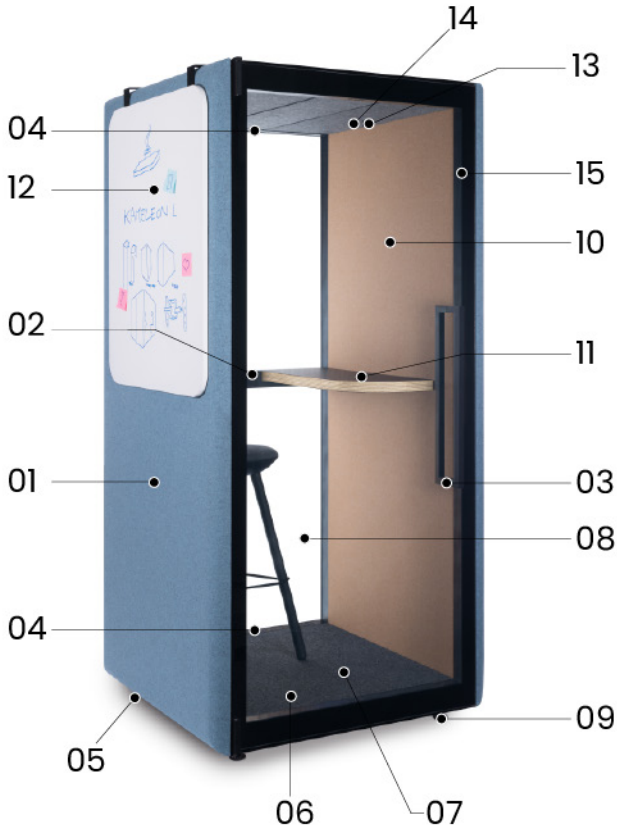


Antimicrobial HPL for Table tops



Antimicrobial Coating for Metal parts





01 Exchangeable exterior panel

You can choose new panels from a variety of shapes, finishes and colours which are available to view in our **online configurator** or in **AR**.

02 Connectivity

1 Power sockets – 230V, 50Hz, max 10A
1 USB Type A and 1 USB Type C charger
1 CAT6 Ethernet sockets

03 Left / Right Reversible opening door

When you install the frame, you can choose the door opening direction just by rotating it.

04 Airflow inlet & outlet

Our ventilation system is performant through its high efficiency and very silent fans.

05 Power and ethernet outlets

The power supply and ethernet outlet can be easily connected at the bottom. Each booth comes equipped with a 3m / 118" power cord.

06 Ionized and Purified air

The air pushed into the cabin is first filtered and then sanitized with an air ionizer.

07 Tufted polyamide carpet

Soft carpet with a high level of comfort and higher noise insulation impact.

08 Acoustic Laminated Glass

12mm / 0.5" thick acoustic laminated glass ensures high soundproof performances.

09 Levelers + Wheels

All Kameleon booths come equipped with wheels and leveling feet. Whenever you want to move your booth, you can do it very easily.

10 Interchangeable interior panel

You can choose from a variety of finishes and colours through our online configurator. If you want to get other finishes, the panels can be easily changed.

11 Table tops

All table tops are made from pine plywood and laminated with antimicrobial HPL.

12 Add-on accessories

To ease your work, we have designed some accessories. They can be ordered all together or separately.

13 LED light

The overhead warm LED Lighting ensures enough light for common activities.

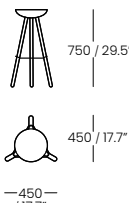
14 Motion sensor

The motion sensor activates the light and fans. After you leave the cabin, the ventilation stays on for 15 more minutes, making sure that all the air inside is fresh.

15 Magnetic Lock System

The magnetic lock system makes the daily usage more comfortable. The rubber gaskets help seal the door thus minimizing the noise coming from outside.

Tribut Bar stool



Tribut Bar stool + Cushion

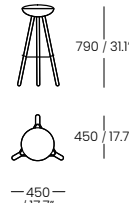
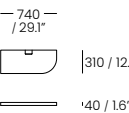
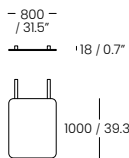


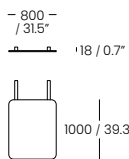
Table Included



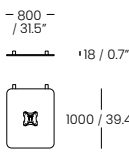
Exterior Hanging Whiteboard



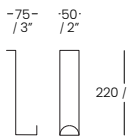
Exterior Hanging Pinboard

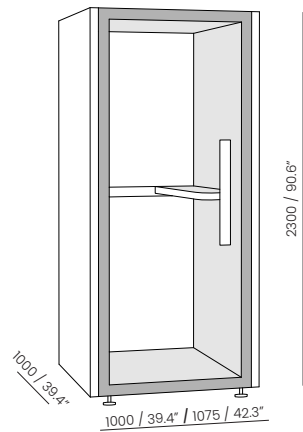


VESA Adapte Interior Hanging Pinboard + VESA for K1



Coat Hanger





K1 is ideal for important calls or video conferences. Have your discussions in privacy without disturbing your colleagues. Standardly equipped with a table top, this acoustic booth is perfect for individual work and phone calls.

Dimensions	Exterior W 1000 / 39.4" D 1000 / 39.4" H 2300 / 90.6" (18 / 0.7" Exterior Panels)
	Exterior W 1075 / 42.3" D 1000 / 39.4" H 2300 / 90.6" (55 / 2.2" Exterior Panels)
	Interior W 866 / 34.1" D 976 / 38.4" H 2020 / 79.5"
Weight	380 kg
	Weight with crate 470 kg / 540 kg*
Glass Door	Laminated tempered glass 12 / 0.5"
	Glass Door with frame W 964 / 38" D 85 / 3.3" H 2195 / 86.4"
	Door Opening W 862 / 33.9" H 2050 / 80.7"
	Reversible opening Left & Right
	Magnetic closing door
Glass Wall	Laminated tempered glass 12 / 0.5"
Interior Panels	Acoustic PET Felt Dark grey
	Acoustic PET Felt Dark grey with various fabrics and color options
Exterior Panels	Round Horizontal, Round Vertical & Round Corners 55 / 2.2"
	Acoustic Felt + Fabric 18 / 0.7"
	Chipboard + Fabric 18 / 0.7"
	Chipboard + Melamine, Chipboard + Veneer 18 / 0.7"
	Plywood 18 / 0.7"
	Whiteboard 18 / 0.7"
	Pinboard 18 / 0.7"
	Moss 55 / 2.2"
Solid Back Panels	Acoustic Felt + Fabric 18 / 0.7"
	Chipboard + Fabric 18 / 0.7"
	Chipboard + Melamine, Chipboard + Veneer 18 / 0.7"
	Plywood 18 / 0.7"
	Whiteboard 18 / 0.7"
	Pinboard 18 / 0.7"
Ceiling	Sandwich element of beech wood and Acoustic PET Felt
Floor	Sandwich element of beech wood
Carpet	Tufted polyamide carpet
Structural Walls	Chipboard panel
Table Included	Pine Plywood Laminated with Antimicrobial and Anti fingerprint HPL Black White

Lighting	LED
	Energy consumption 7.6W
	Input 12V
	Energy efficiency A+ Light efficiency 156 lm/W
Ventilation	3000k
	Stand-by mode after 5 min. of no occupation/ no motion
	Air flow rate 115m3/h per fan - 2 fans
	Air exchange in 68s (obtained at 100% fan speed)
	Operating voltage 12V
	Air Ionizer and particle filter
	Max. power 3.1W
	Stand-by mode after 15 min. of no occupation/ no motion
Power	Adjustable fan speed levels: 60% 75% 100%
	Main supply 110 - 240V 50/ 60Hz
	Power plug for EU (UK USA AUS FR/BE CH on request)
Output	Energy consumption 11W
	1 x Power socket - 230V, 50Hz, max 10A
	1 x USB Type A and 1 x USB Type C charger
Specifications	1 x CAT6 Ethernet socket
	Sound insulation DS,A = 28.1 dB
	Acoustic absorption Class B
	Motion sensor Lighting and Ventilation
	Wheels for easy placement
	Floor adjuster legs for leveling
	Exchangeable Exterior and Interior Panels
	Installation time 40 min. with 2 people
Elevator Dimensions	W 1100 / 43.3" D 1400 / 55.1" H 2200-3000 / 86.6"-118.1"
	WD 800 / 31.5" HD 2200-2400 / 86.6"-94.5"
Metal parts	Antimicrobial powder coated paint Satin Black Satin White
Warranty	5 Years (2 years for electrical components)

DESCRIPTION

K1 is ideal for important calls or video conferences. Have your discussions in privacy without disturbing your colleagues. Standardly equipped with a table top, this acoustic booth is perfect for individual work and phone calls.

DIMENSIONS

Exterior dimensions **W** 1000 / 39.4" or 1075 / 42.3" **D** 1000 / 39.4" **H** 2300 / 90.6"
Interior dimensions **W** 866 / 34.1" **D** 976 / 38.4" **H** 2020 / 79.5"

EXTERIOR PANELS

Exchangeable Exterior Panels

18 mm / 0.7" thick panels with strait edges
55 mm / 2.2" thick panels with round edges

Exterior Panels segments

Split (Up + Down) or Full panel option
With Split option you can combine colors
Split option helps you to carry the panels easily in a small elevator

Exterior Panels finishes

Textile, Melamine, Veneer, Plywood, Cork Pinboard, HPL Whiteboard, Moss

SOLID BACK PANELS

Exchangeable Interior Panels

18 mm / 0.7" thick panels with strait edges

Exterior Panels segments

Split (Up + Down) or Full panel option
With Split option you can combine colors
Split option helps you to carry the panels easily in a small elevator

Exterior Panels finishes

Textile, Melamine, Veneer, Plywood, Cork Pinboard, HPL Whiteboard, Moss

INTERIOR PANELS

Exchangeable Interior Panels

12 mm / 0.5" thick Acoustic PET Felt

Interior Panels finishes

Uncovered Acoustic PET Felt Dark grey
Acoustic PET Felt Dark grey covered in textile

DOOR

Reversible opening Left & Right (indication of door opening direction not necessary)
Laminated tempered glass 12mm / 0.5" (with silent foils inside)
Magnetic closing door system
Door handle coated with antimicrobial paint |

BACK GLASS WALL

12 mm / 0.5" Laminated tempered glass

LIGHTING

LED ceiling light run by motion sensor

VENTILATION

2 Fans activated by motion sensor
Air exchange in 68s (obtained at 100% fan speed)
Air particle filter and air ionizer (against viruses)
Stand-by mode, after 15 min. no occupation
Adjustable fan speed levels: 60% | 75% | 100%
Acoustical noise with L.N.A. - 19.2dB(A) per fan

POWER CONNECTION

Main supply 110 - 240V 50/ 60Hz
Power plug for EU (UK | USA | AUS | FR/BE | CH on request)

POWER OUTPUT

1 Power socket - 230V, 50Hz, max 10A
1 USB Type A and 1 USB Type C charger
1 CAT6 Ethernet socket

METAL PARTS

Antimicrobial powder coated paint - Satin Black | Satin White finish

TABLE

Pine Plywood Laminated with Antimicrobial and Anti fingerprint HPL Black | White

SPECIFICATIONS

Wheels for easy placement
Floor adjuster legs for leveling
Exchangeable Exterior and Interior Panels

CARPET

Full covered floor with sound-absorbing polyamide carpet

ACOUSTICAL PERFORMANCE

Speech level reduction, DS,A = 28.1 dB | Class : B
In accordance with standard ISO 23351-1:2020

ELEVATOR

W 1100 / 43.3" **D** 1400 / 55.1" **H** 2200-3000 / 86.6"-118.1"
Door **WD** 800 / 31.5" **HD** 2200-2400 / 86.6"-94.5"

INSTALLATION

Installation time 40 min. with 2 people



Eliade Tower,
Mircea Eliade No.18
RO-Bucharest, 012015

T +40 212 121 381
contact@askiafurniture.ro

www.askiafurniture.ro