

Infusion Set and Site Changes

Changing an infusion set can happen during a cassette change or when only the infusion site is changed.

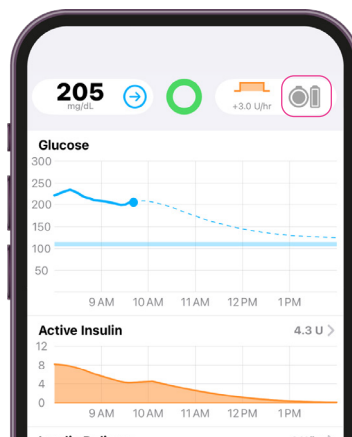


WARNING

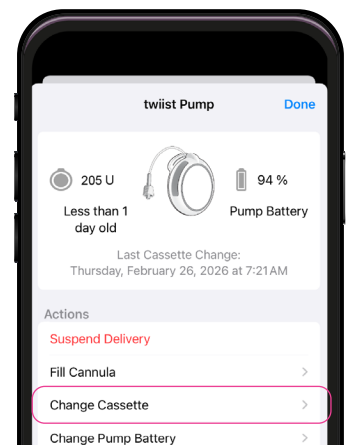
Do not prime the infusion set tubing while it is connected to the body.

Changing the infusion set with a cassette change

The infusion set is changed every two to three days during a cassette change.



- 1 Tap **Pump Status/Menu**



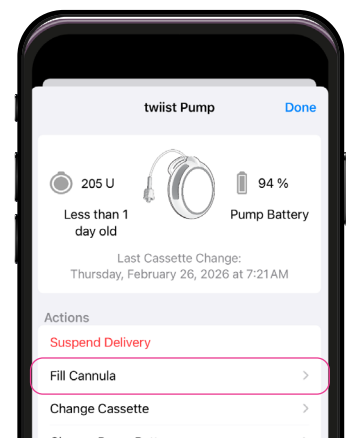
- 2 Tap **Change Cassette**
- 3 Follow the steps shown in the twiist App

Changing the infusion set without a cassette change

When only the infusion site is changed, a cannula fill may be needed. Insulin delivery must be in progress to complete a cannula fill.



- 3 Tap **Pump Status/Menu**



- 4 Tap **Fill Cannula**
- 5 Follow the steps shown in the twiist App

- 1 Insert a new infusion site following the infusion set maker's instructions
- 2 Connect the infusion set tubing. Push until the connector clicks or feels firmly attached

Infusion site placement

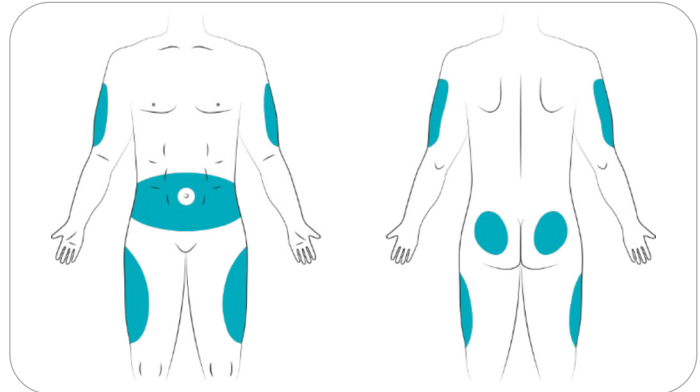
Infusion sites may be placed in areas used for insulin injections. Insulin may work faster or slower depending on the selected site. Site choices can be reviewed with a Certified twiist Trainer or a Healthcare Provider.

Common infusion site locations include:

- Abdomen
- Upper buttocks
- Hips
- Upper arms
- Upper legs

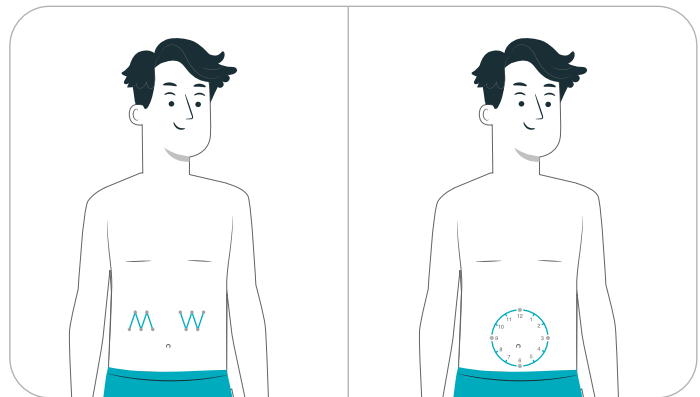
Areas to avoid:

- Areas that bend or rub
- Areas under waistbands
- Scar tissue, moles, stretch marks, tattoos, or lumps



Tips for inserting an infusion set

- Always clean the infusion site area with a prep wipe before inserting.
- Change infusion set every 2-3 days or when the twiist Cassette is empty.
- Rotate the infusion site 2-3 inches from the previous site using the **M**, **W**, or **Clock** pattern, to avoid overuse of one area.
- Keep the infusion site at least 3 inches away from the CGM site.
- Confirm the infusion set tubing connector is clicked or attached securely.



Every day: Check that the infusion set is firmly attached. Replace the infusion set right away if leaking is present or the set is loose.

Customer Care: 1 877-4TWIIST (1-877-489-4478)

The twiist™ Automated Insulin Delivery (AID) System is for people with type 1 diabetes, 6 years of age and above, available with a prescription, only in the U.S.

© 2026 Sequel Med Tech, LLC. All rights reserved. All other trademarks are the property of their respective owners. Visit twiist.com/safety for important safety information.