

2025 | SINTERED STONE

DENZO

EXPLORE STONE WORLD

NEW
COLLECTION

Want to choose
interesting stone?
[View inside](#)



ADVANTAGES



ANTI BACTERIA



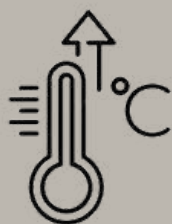
SCRATCH RESISTANCE



EASY CLEAN



CHEMICAL RESISTANCE



HEAT RESISTANCE

ABOUT US

At DENZO Stone, we pride ourselves on offering products that combine outstanding quality with exceptional value. Our sintered stone is designed for the mid/high-range market, providing a solution that balances performance, aesthetics, and affordability.



**SURFACE WE
PROVIDE :**



MATT : M



POLISHED : P



SATIN : S

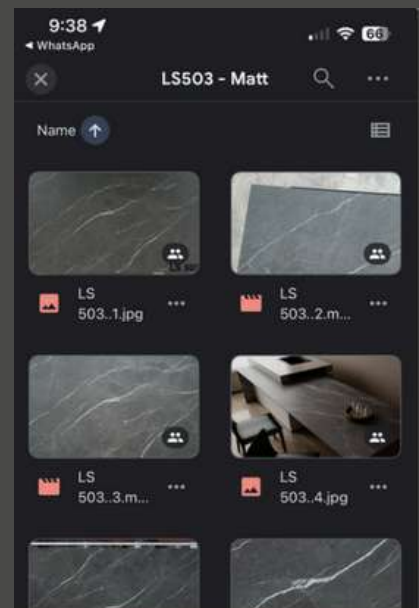


SINTERED TEST RESULT

Property	Typical Result / Classification	Notes
Water Absorption	≤ 0.05%	Sintered stone generally exhibits very low water absorption.
Apparent Density	2.3–2.5 g/cm³	Varies depending on exact composition and manufacturing process.
Flexural Strength	45–60 MPa	Also reported as Modulus of Rupture (ISO 10545-4).
Abrasion Resistance	Class 3–5 (ISO 10545-7)	For unglazed surfaces; indicates wear resistance.
Thermal Shock Resistance	Pass (no visible defects)	Tested according to ISO 10545-9.
Impact Resistance	Pass / No Damage	Often assessed by dropping a standardized load or per ISO 10545-5.
Chemical Resistance	Class A / GA	Indicates excellent resistance to household chemicals (ISO 10545-13).
Dimensional Stability	Within Tolerance / Conforms	Refers to length/width/thickness tolerances (ISO 10545-2).
Abrasion Resistance	Class 3–5 (ISO 10545-7)	If you have a second abrasion test or a different standard, list separately.

**HOW TO VIEW MORE
VIDEOS OR PHOTOS**

**JUST CLICK ANY
PICTURES INSIDE**





CALACATTA ORO

LS 511 (S)



BEIGE LIMESTONE

LS 519 (M)



FROSTED CLOUD

LS 572 (P)



BAHIA BLACK

LS 558 (M)



ARMANI GREY

LS 573 (M)



PIETRA GREY

LS 503 (M)



BLACK MARQUINA

LS 589 (M)

BODY COLOUR :



WHITE



CREAM



GREY



DARK GREY



BLACK



BEIGE TRAVERTINE

LS 523 (M)



CARRARA

LS 567 (M)



SANTORINI WHITE

LS 581 (M)



LIGHT CALACATTA GOLD

LS 593 (M)



ARABESCATO CORCHIA

LS 538 A&B (M&P)



ARABESCATO

LS 515 A&B (S)



CALACATTA GOLD

LS 512 A&B (S)

BODY COLOUR :



WHITE



CREAM




GREY



DARK GREY



BLACK



● **STATUARIO**

LS 513 A&B (S)



● **CALACATTA VIOLA**

LS 518 A&B (S)




● **NEW PANDORA**

LS 520 A&B (S)



● **TAJ MAHAL**

LS 510 A&B (P)



● **VOLAKAS**

LS 516 A&B (S)




● **SILVER STATUARIO**

LS 517 A&B (S)



● **CAPRI WHITE**

LS 524 A&B&C (P)



● **WHITE & BLACK** LS 542 WHITE & 543 BLACK (M)

BODY COLOUR :



WHITE



CREAM



GREY



DARK GREY



BLACK

new!



● **AVOCADO VERDE**

LS 577 (P)



● **FROSTED JADE**

LS 526 A&B&C (P)



● **PHANTOM BLACK**

LS 590 (P)



● **SILVER TRAVERTINE**

LS 532 (M)



● **BROWN VENEZIA**

LS557 A&B (P)



● **STATUARIO SKY**

LS568 A&B (P)



● **VOLGA BLUE**

LS588 (P)

BODY COLOUR :



WHITE



CREAM



GREY



DARK GREY



BLACK




Bring timeless elegance into your home with Frosted Jade sintered stone. Featuring a soft white base with delicate jade-like veining, it creates a sophisticated yet serene atmosphere.

FROSTED JADE



LS 526 (P) A&B&C

12 X 1600 X 3200MM





Capri White features a crisp white background that exudes brightness and clarity. Subtle grey veins meander across the surface in a delicate pattern, adding a gentle sense of movement.

CAPRI WHITE



LS 524A (P) A&B&C

12 X 1600 X 3200MM







AVOCADO VERDE

○ LS 577 (P)

12 X 1600 X 3200MM

Transform any space into a statement of elegance with Avocado Verde sintered stone. Featuring a rich, deep green base with striking white and subtle gold veining, it brings a dramatic yet sophisticated touch to interiors. Ideal for feature walls, countertops, and luxurious furniture designs.






PHANTOM BLACK

● LS 590 (P)

12 X 1600 X 3200MM

Make a bold statement with Phantom Black, a sintered stone that exudes sophistication and strength. Its deep black base, interlaced with subtle white and bronze veining, creates a luxurious, dramatic effect perfect for modern interiors.






VOLGA BLUE

○ LS 588 (P)

12 X 1600 X 3200MM

Experience the captivating allure of Volga Blue, inspired by the elegance of natural labradorite. Its deep charcoal base is illuminated with shimmering blue reflections, creating a luxurious and dynamic visual effect.





CALACATTA ORO

○ LS 511 (\$)

12 X 1600 X 3200MM

Calacatta Oro features a predominantly bright white background, punctuated by bold veining in warm gold and copper hues. These dramatic veins intertwine with subtle grey and greenish undertones, creating a multi-tonal pattern that exudes a sense of luxury and movement.






FROSTED CLOUDS

○ LS 572 (P)

12 X 1600 X 3200MM

Frosted Clouds features a soft blend of cool grey and pale blue tones. Subtle, cloud-like patterns flow across the surface, giving it a gentle, almost ethereal appearance.





SILVER TRAVERTINE



LS 532 (M)

12 X 1600 X 3200MM

Inspired by the timeless beauty of natural travertine, Silver Travertine offers a refined grey-white tone with delicate linear textures. Its minimalist design makes it a perfect fit for contemporary spaces, enhancing light and creating an airy, sophisticated feel.







BEIGE LIMESTONE

○ LS 519 (M)

12 X 1600 X 3200MM

Beige Limestone appears to have a subtle, uniform background in a warm neutral tone. The coloration is predominantly a soft, light beige with faint undertones of cream or sand.





BEIGE TRAVERTINE

○ LS 523 (M)

12 X 1600 X 3200MM

Beige travertine displays the characteristic horizontal banding often associated with the stone. It features a warm, creamy-beige color, with subtle, naturally occurring layers and tonal variations ranging from lighter cream to slightly deeper beige.





ARMANI GREY

● LS 573 (M)

12 X 1600 X 3200MM

Armani grey features a soft, uniform background in a cool, medium-toned grey color. Subtle veins in lighter shades of grey and white meander gently across the surface, creating a delicate pattern that adds texture without being overly dramatic.





BAHIA BLACK

● LS 558 (M)

12 X 1600 X 3200MM

Bahia Black has a dramatic, dark charcoal to black background with subtle linear striations in lighter grey running diagonally or in sweeping waves across the surface. These soft, flowing bands give it a dynamic sense of movement, reminiscent of wood grain or gentle ripples in water.






BLACK MARQUINA

● LS 589 (M)

12 X 1600 X 3200MM

Black Marquina features a deep, inky-black background accentuated by striking white veins that intersect and branch across the surface in a bold, graphic pattern. Some veins are thin and delicate, while others are more pronounced, creating a dynamic visual contrast.






PIETRA GREY

● LS 503 (M)

12 X 1600 X 3200MM

Pietra Grey features a deep, rich background with striking white veining that flows dynamically across the surface, mimicking natural marble.






CARRARA

○ LS 567 (M)

12 X 1600 X 3200MM

Carrara features a crisp white background accented by distinctive grey veins that vary in thickness and intensity. These veins meander elegantly across the surface, creating a classic, timeless look reminiscent of traditional Carrara marble.






SANTORINI WHITE

○ LS 581 (M)

12 X 1600 X 3200MM

Santorini white features a predominantly bright, luminous background, giving it a clean and airy appearance. Delicate veins in soft, cool greys are dispersed across the surface in gentle, flowing patterns.





LIGHT CALACATTA GOLD

○ LS 593 (M)

12 X 1600 X 3200MM

Light Calacatta gold features a predominantly bright white background with striking, warm gold veins that vary in thickness and intensity. The movement of the veins is fluid and organic, creating a sense of elegance and luxury.





STATUORIO SKY

○ **LS 568A (P)**

○ **LS 568B (P)**

12 X 1600 X 3200MM






STATUARIO

○ LS 513A (S)

○ LS 513B (S)

12 X 1600 X 3200MM





ARABESCATO

○ LS515A(S)

○ LS515B(S)

12 X 1600 X 3200MM





ARABESCATO CORCHIA

○ LS 538A (M&P)

○ LS 538B (M&P)

12 X 1600 X 3200MM





CALACATTA VIOLA

○ LS 518A (S)

○ LS 518B (S)

12 X 1600 X 3200MM





NEW PANDORA

○ LS 520A (S)

○ LS 520B (S)

12 X 1600 X 3200MM





VOLAKAS

○ LS 516A (S)

○ LS 516B (S)

12 X 1600 X 3200MM





SILVER STATUORIO

○ LS 517A (S)

○ LS 517B (S)

12 X 1600 X 3200MM





CALACATTA GOLD

○ LS 512A (S & P)

○ LS 512B (S & P)

12 X 1600 X 3200MM





BROWN VENEZIA

○ LS 557A (P)

○ LS 557B (P)

12 X 1600 X 3200MM





PIETRA GREY

● LS 503 (M)

● LS 503 (M)

12 X 1600 X 3200MM





TAJ MAHAL

○ LS 510A (P)

○ LS 510B (P)

12 X 1600 X 3200MM






○ LS 542 (M)

● LS 543 (M)

3200X1600X12MM





<https://www.goshen.my/denzo>

DISCLAIMER:

The Color In This Catalogue May Vary From Actual Product . Please Refer
To The Actual Sample