

92 OCEAN EXPLORER



LUXURY CRUISING *Redefined*



4,000+NM, Range @ 8 Knots



2 Engines



4 Cabins + 2 Crew



6 Heads

As the flagship of our new Ocean Explorer series, the Selene 92 Ocean Explorer features a more open layout, larger windows, and sleeker exterior lines than a traditional trawler.

Beyond the contemporary styling and brighter interior, the 92 Ocean Explorer maintains the ocean-going performance and safety trademarks of every Selene. This includes a powerful raised pilothouse, a Portuguese bridge, and a seaworthy 'Deep Hull' designed for long-range yachting.

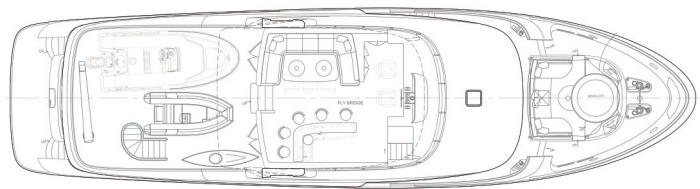
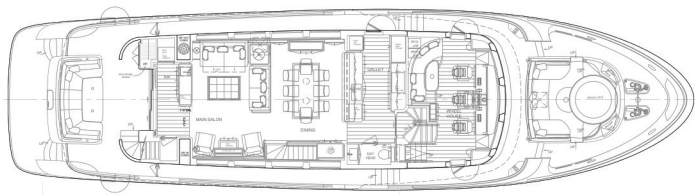
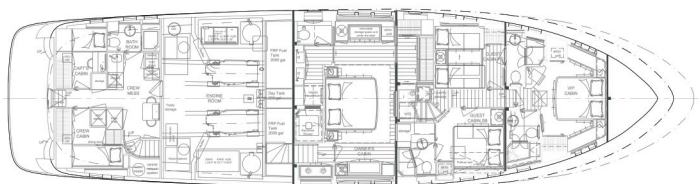
Though the Selene Ocean Explorer 92 has the size and luxurious amenities of many 'super-yachts', like every Selene Trawler, it also boasts surprisingly good fuel efficiency and is easy to operate and maintain.

The 92 features standard twin engines, three luxury guest cabins, a spacious full-beam owner's cabin, a laundry room, crew quarters, a hot tub, and a bar on the flybridge. And like every Selene yacht, this Selene 92 can be customized to your needs and lifestyle.

By combining the utmost in luxury, traditional craftsmanship and advanced engineering, it's no surprise that Southern Boating (Australia) named the Selene 92 Ocean Explorer one of their 'Top Ten Long Range Cruisers.'

The Selene 92 Ocean Explorer offers you:

- Standard twin engines
- Option of deck configurations
- Bright contemporary interior with choice of finishes
- Larger windows throughout boat
- Robust systems and standard remote monitoring
- Expansive flybridge with settee and entertaining area
- Spacious crew quarters
- FRP hardtop for shade and protection from the elements
- High-end appliances and equipment throughout

Upper Deck**Main Deck****Lower Deck**

Technical Specs

LOA
91' 11" (28.0 m)

LWL
84' 1" (25.62 m)

BEAM
23' 9" (7.24 m)

DRAFT
7' 6" (2.29 m)

DISPLACEMENT
348,330 lbs (158 t)

POWER
950 hp

FUEL
6,500 gal (24,600 L)

WATER
800 gal (3,028 L)

INTERIOR
4 Cabins & 2 Crew Cabins, 6 Heads

RANGE
4,000 NM @ 8 kn

Specifications, features, and images are for general reference only and may change without notice. Actual yacht details may vary. Contact Selene Yachts Americas for the latest information.

Service & Support

Selene Yachts Americas offers comprehensive support before and after your purchase, including vessel management, servicing, and maintenance through our trusted network of service providers.

Features

- Bulbous bow
- Electric stabilizers at anchor
- Electric bow & stern thrusters
- Hydraulic davit
- Chilled water air-conditioning
- Watermaker
- Furuno navigation package
- Maretron vessel monitoring
- Victron lithium house batteries
- Solar on hardtop
- Fuel polishing system
- Opt. hydraulic swim platform



SELENE
YACHTS
AMERICAS

SeleneAmericas.com
info@seleneamericas.com
1 877-689-3979

