

54 CLASSIC EXPLORER



ADVENTURE *in* COMFORT & STYLE



3000+ NM, Range @ 7.2 kn



1 or 2 Engines



2 or 3 Cabins



2 Heads

As part of our Classic Explorer series, the Selene 54 Classic Explorer combines timeless trawler yacht styling with next-generation performance.

Featuring the exceptional safety, comfort, and reliability that every Selene is known for, the Selene 54 offers many of the benefits of smaller boats in a more spacious package. While built for passage-making on the open seas, this Selene 54 can also be converted to undertake North America's 'Great Loop.'

Thanks to its Category A Deep Hull design, the Selene 54 offers a significant amount of living, entertaining and storage space - including standing space in the engine room. And like with the 49, the Selene 54 provides the option of a third stateroom and head. This combination of spaciousness and comfort makes the Selene 54 a popular yacht for both entertaining and living aboard.

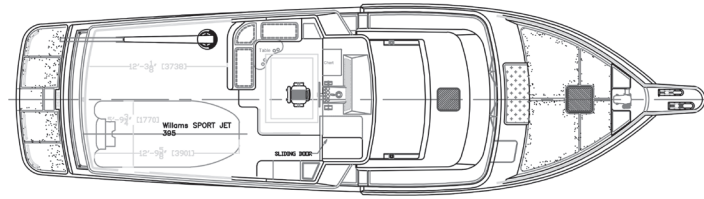
Like all Selene yachts, the Selene 54 is built to your needs and lifestyle. From galley configuration and number of engines to customizable wood finishes, we go to great lengths to make sure you get the Selene you desire.

Put simply, by combining luxurious accommodations, advanced engineering, and exceptional craftsmanship, the Selene 54 Classic Explorer is a 'classic' passage-making yacht in every sense of the word.

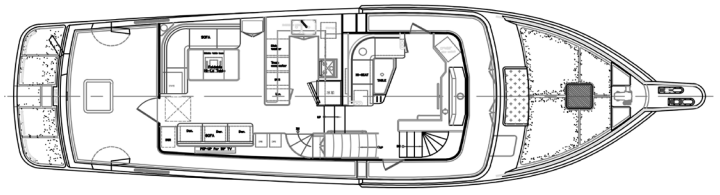
The Selene 54 Classic Explorer offers you:

- Choice of single or twin engines from John Deere or Cummins
- Option of 'Wide Body' configuration for increased living/entertaining space
- Robust systems and standard remote monitoring
- Expansive flybridge with 10-person settee, built-in BBQ, sink, and refrigerator
- Spacious lazarette accessible directly from the cockpit
- Choice of premium stone or Corian countertops and wood finishes for interior styling
- Integral swim platform
- FRP hardtop for shade and protection from the elements
- High-end appliances and equipment throughout

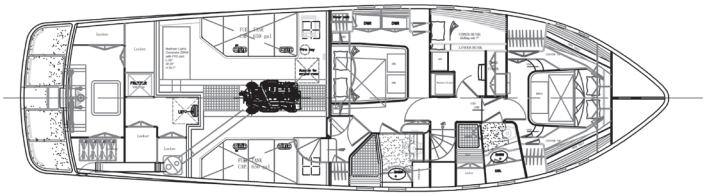
Upper Deck



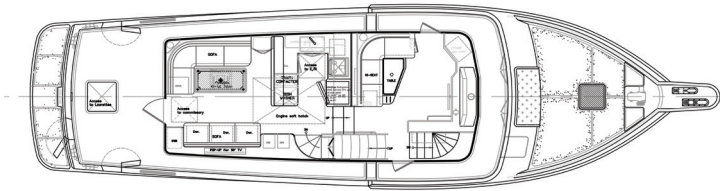
Main Deck, Wide Body



Lower Deck



Main Deck, Two Side Decks



Technical Specs

LOA 59' 10" (18.2 m)	POWER 300 hp
LWL 51' 9" (15.8 m)	FUEL 1,500 gal (5,677 L)
BEAM 16' 8" (5.1 m)	WATER 400 gal (1,514 L)
DRAFT 5' 8" (1.73 m)	INTERIOR 2 or 3 Cabins, 2 Heads
DISPLACEMENT 95,900 lbs (43.5 t)	AIR DRAFT MAST UP 25' 3" (7.7 m)
RANGE 3,000+ NM @ 7.2 kn	AIR DRAFT MAST DOWN 18' 4" (5.60 m)

Specifications, features, and images are for general reference only and may change without notice. Actual yacht details may vary. Contact Selene Yachts Americas for the latest information.

Service & Support

Selene Yachts Americas provides comprehensive support before and after your purchase, including vessel management, servicing, and maintenance through our trusted network of service providers.

Features

- Electric stabilizers at anchor
- Electric bow & stern thrusters
- Hydraulic davit
- Chilled water air-conditioning
- Furuno navigation package
- Maretron vessel monitoring
- Victron lithium house batteries
- Solar panels on hardtop
- Fuel polishing system
- Integral swim platform

