



Preston Primary

Unit 1 Puffins and Penguins Newsletter

Monday 9th February 2026



Love to
Learn

Be a Good
Citizen

Ready for
Work



Learning Experience – When I Grow Up... Postman

This half term, our learning experience is 'When I Grow Up'. We have been talking to the children about some of the many opportunities they have in the future workplace. We have linked our learning to our School Aim, 'Ready for Work' and looking closely at how our School Values are important future skills.

Recently, we welcomed Mr Shepstone into class who talked about his job as a postman. We were amazed to find out that he delivers over 350 letters a day! We talked about the special clothes that he has to wear. We found out that he wears a high-vis jacket with reflector strips on so that drivers can easily spot him when he is walking near the road.

We found out that Mr Shepstone uses the same School Values as the children. He is **Responsible** for the mail and in making sure that the post gets delivered to the right person. He is **Determined** to deliver all of the post, even in cold or wet weather. We found out that Mr Shepstone is part of a large **team** of people who collect the mail, work in the sorting office, work in Post Offices and deliver the mail. He also told us how he is **Independent** because he has to deliver the letters on his round all by himself. Sometimes he has to be **Creative** if he is not able to deliver a parcel and he might have to think of a different way to get the parcel to the customer. He uses **Respect** by treating the post with care and in being polite to the customers that he meets on his rounds. We talked about how we are learning what each of the School Values mean so that we can use them to Be Good Citizens in school, the local community, and in the workplace. Thank you, Mr Shepstone!



Home Learning Challenge

We talked about how every letter and parcel needs an address to make sure it gets to the right place. Try **learning your address** and, if you want, you could **post a letter to school** over the half term. Foundation Team, Preston Primary School, Old Paignton Road, Torquay, TQ2 6UY.

Learning Experience – ‘When I Grow Up...’

Architect Visit

Recently, Mrs Fairclough came to visit Puffins and Penguins to talk about her job as an architect. She explained how creative an architect can be when designing a new building in the community. The children understood the importance of working as a team and that architects draw plans for builders to use. The children were challenged to create a new house for cartoon character ‘Bluey’. They drew their own architect sketches and plans and talked about the materials they would need. The children had some wonderful and creative ideas. They then had to build their design using a variety of construction materials.

Thank you, Mrs Fairclough, it was a fun, creative, and informative session.



Photographer Visit

Puffins and Penguins welcomed talented photographer, Mrs Minifie, who shared her fascinating career with the children. She talked about how she became a photographer and how she uses **Creativity**. The children experienced first hand how fun it is to be a photographer as Mrs Minifie set up a studio in the classroom. They took it in turns to use a professional camera to take photographs of one another. Mrs Minifie explained to the children about the use of light and dark in photographs and the impact of movement. They were challenged to explore this using iPads, which they thoroughly enjoyed. They also used the app, Photobooth, and had fun playing with images. Thank you, Mrs Minifie, for an extremely fun and inspiring visit, the children enjoyed being photographers for the morning and were certainly inspired to explore photography as a career.



Trip to Torquay Library - Librarians

To promote and encourage a love of reading, this half term we will give every child in Foundation the opportunity to visit Torquay Library. Last week, three small groups of children went on the school minibus for a visit. We met the librarians and talked about their job role. We really enjoyed looking around the library and having the time and opportunity to read lots of wonderful books. We were also delighted to give our Reading Ambassadors the opportunity to share their enthusiasm and love of reading with the children in Foundation by accompanying them on the trips. They supported and encouraged the younger children by helping them choose books, reading stories, making recommendations, and fostering a love of reading. Each child chose a book to borrow to bring back to school to share with their friends in class. This week, the remaining children will visit Torquay library. We encourage everyone to visit the library over half term with their family.



Oral Hygiene – Dental Nurse

Last week, the children enjoyed a visit from Mrs Singleton, a dental nurse. She spoke to them about her role and the importance of looking after their teeth to keep their smiles healthy.

During the visit, Mrs Singleton shared some key tips for good dental health. The children learned that milk and water are the best drinks for their teeth and that sugary drinks, such as squash, should only be enjoyed with meals. They were also reminded to brush their teeth for two minutes at least twice a day and not to drink or rinse their mouths after brushing.

Mrs Singleton also helped introduce the NHS Big Brush Club scheme. As part of this initiative, Puffins and Penguins will be brushing their teeth in school, helping them to build **Independence** and develop healthy habits that will last a lifetime.



The children asked lots of thoughtful questions and Mrs Singleton was very impressed by their enthusiasm and commitment to looking after their teeth. The visit was fun and informative, and it helped everyone understand how small daily habits can make a big difference to their dental health. We would like to say a big thank you to Mrs Singleton for taking the time to visit us and for sharing her knowledge in such an engaging and child-friendly way.



Woodland Camp - Using Tools

In the Woodland Camp we introduced the children to using a hammer and nails. There was great excitement when the children realized they were using 'real' tools and not pretend play tools! We talked about the purpose and use of the tool, risks, and safety, before using them. The children all worked responsibly and safely. Apologies if this sparks a keen interest at home to help with DIY around the house!





Literacy - Oi Frog!

The children continued to enjoy the funny rhyming story 'Oi Frog' by Kes Gray and Jim Field.

Last week the children produced some writing linked to the story. Some children wrote pairs of rhyming words, (e.g. dog, log); others wrote phrases (e.g. dog on a log), and some wrote a sentence (e.g. A dog can sit on a log.) Some were challenged to use a question mark in their writing (e.g. Can dogs sit on logs? Yes. Can cats sit on a dish? No.)



We have been focusing on accurate letter formation and using our 'Fred Fingers' to know the sounds in words. We were really impressed by their hard work and determination. They have been practising to improve their writing, and we are seeing their small steps of progress.



Literacy – Click Clack Moo: Cows that Type

Puffins and Penguins have recently enjoyed the book 'Click Clack Moo Cows that Type' by Doreen Cronin.

The story revolves around Farmer Brown and his quirky farm animals, particularly a group of cows who discover an old typewriter in the barn. The cows start typing messages to Farmer Brown, demanding better living conditions, such as electric blankets to keep warm. When Farmer Brown refuses, the cows go on strike, refusing to produce milk. Soon, the hens join in too! The children enjoyed joining in with familiar phrases and performing the story through drama.



This week, we will be exploring the following vocabulary from the book: **furious, impossible, gathered, and emergency.**

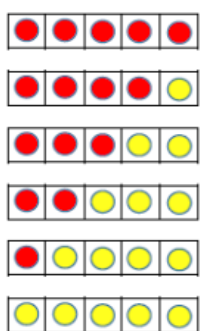
Maths – number 5

Composition of number is understanding that one number can be made up from (composed from) two or more smaller numbers, for example, number bonds of 5 are: 4 and 1, and 2 and 3. It is also knowing that it can be made up from more than 2 parts, e.g. $2+2+1$, or $3+1+1$. Composition is crucial in starting to understand addition and subtraction and their inverse relationship, for example, if you have learned that $2+3=5$, then you also know that $3+2=5$ and $5-2=3$, without having to learn them as new facts.

Recently we have explored how to partition 5 into 2 parts, using five frames and part/whole models.

We also had a go at recording our observations by writing number sentences, e.g. $4 + 1 = 5$.

We played a game of 'hidden numbers' where we only saw one 'part' and we had to calculate what the 'missing part' was to make the whole 5 again. So, if in one hand there were 3 counters, we knew that there must be 2 hidden in the other hand, because 3 and 2 equals 5. You could practise doing this at home with 5 counters or 5 pennies.



Lego Discovery Programme



We are always looking for ways to innovate our curriculum. The First Lego League Discover programme is an exciting and innovative STEM project (Science, Technology, Engineering, and Mathematics), which has been very successful over the past few years.

We recently started the Lego programme in school and over the course of ten lessons children will think and behave like engineers. They work in small groups to explore, design, create, and evaluate their models. They will be using skills to communicate, problem solve, take risks, and pose questions. This links very well with our School Values of Teamwork, Determination, and Creativity.

The theme this year is called 'Boomtown Build'. The children will explore concepts in architecture — including accessibility, environmentally friendliness, and durability. They will design buildings for different purposes, that can be used by different people.

In the first few sessions, Puffins and Penguins explored the Lego Duplo sets. Last week they had to work in small groups to follow picture instructions to make a bridge with moveable parts. They had to communicate effectively to make sure they were using the correct parts and putting them in the right place. They used lots of positional language and we were impressed by their turn taking.



Home learning. When you go for a walk in the local community, look at some of the different buildings and talk about what they are used for. If possible, take pictures of the buildings and send them via Seesaw or email them to foundation@preston.torbay.sch.uk We will use these images during our sessions.

Lego Discover Six Brick Activities at home

In past years we have been able to provide 'Discover More Six Brick' home learning Lego Duplo sets. However, sadly the IET (Institute of Engineering and Technology), at present, have taken the decision not to run or support the programme in the UK for this age group. We are reusing the resources we have to run the programme in school, but as a result we are not able to purchase and provide 'Discover More Six Brick' sets for home.



Each set contained two sets of six Lego Duplo bricks – a set for a child and a set for an adult. There are so many activities you can do with the 6 bricks! If you have other siblings that have taken part in Lego Discover in the past in Foundation you will be familiar with the 'Six Brick' activities that we put on Seesaw for you to try at home. We are keen to do this again, but the videos require you to have particular colour bricks.

We know that many children will already have Lego Duplo bricks at home, so we are currently working hard to try and create some activities for you to try at home with your own bricks. Hopefully we will be able to share these with you after half term.

World Book Day - Friday 6th March



World Book Day is an annual event which is celebrated in over 100 countries around the world! It is a wonderful way to promote reading, books, and authors. At Preston Primary we will be celebrating this special day on **Friday 8th March**.

We thought it would be useful to know the date now because all children are invited to dress up as a character from a book. At the end of this newsletter are some ideas of easy character costumes.

Please do not feel any pressure to buy anything new especially for this day. Use the dressing up clothes or onesies that you already have. There are so many story books with characters containing pirates, witches, superheroes, animals, etc. Look at what you already have before buying new.

There will be lots of reading events happening in school that day. We will let you know more details closer to the event but thought we would give you advance warning so that you can think about what your child might like to wear.

Reading for Pleasure – Recommend to a Friend

Thank you for all your recommendations. Here are few we would like to share this week.



"I would like to recommend Chicken Licken to my friends. My favourite part is where Chicken Licken is looking for his hat. He couldn't find it anywhere, but it was on his head all along! There are lots of rhyming words too! I like the character Henny Penny but not Foxy Loxy!"



I like this book because the ladybird whispers to the animals and they make different animal noises to confuse the bad men.



Frozen – The Essential Guide – I would like to recommend this book. It has great characters in it: Anna, Elsa and Olaf.



This book will make you laugh. My favourite part is when Simon pairs up with a banana – it's very funny! People will smile at this book.

Home Learning

- Enjoy the story on Seesaw – ‘Click Clack Moo Cows That Type’ read by Mrs Bastin
- Check your child’s book bag or on Seesaw for phonics activities and reading.
- Complete the Independence challenge on Seesaw.
- Learn your home address
- Post a letter to school – school address above
- Send us photos via Seesaw of buildings in your community.
- Visit a local library

Important Dates

- Tuesday 10th February – Small group trip to Torquay Library
- Tuesday 11th February – Small group trip to Torquay Library
- Friday 13th February – Non Uniform day and school disco (during the school day).
- Monday 16th - Friday 20th February – Half Term
- Monday 23rd February – Back to School
- Friday 6th March – World Book Day in school
- Monday 30th March – Rock Up and Read
- Wednesday 1st April – Trip to Theatre Royal Plymouth

More dates can be found on the school website - [Calendar at Preston Primary School](#)

Kind Regards Mrs Bastin, Mrs Blatchford and the Foundation Stage Team

World Book Day costume ideas


'Little Red Riding Hood'

Wear red clothes or a school summer dress.
Carry a picnic basket with some goodies in.



'Matilda' by Roald Dahl.

Wear a blue dress with a red ribbon in your hair. Carry a stack of books.
Maybe draw a newt and put it inside a plastic cup or container.



Goldilocks

Carry three teddy bears and a box of porridge.



Charlie Bucket

(from 'Charlie and the chocolate factory' by Roald Dahl.)



Make a golden ticket using gold or yellow card.
Colour in some paper or card to make a Wonka bar.




'Harry and his bucketful of dinosaurs' by Ian Whybrow

Carry a bucket (beach one is perfect) and put some toy dinosaurs inside it or stick picture of dinosaurs on it.



'Mr Bump' by Roger Hargreaves.

Wear blue clothing. Use bandages to wrap around head and tummy. Maybe you could also add some plasters.



'Dear Zoo' by Rod Campbell

Wear an animal onesie or an animal hat / headband / mask. Paint a cardboard box to be your travel basket. Maybe write 'Fragile' or 'Danger' on it.



Please do not feel pressure to buy anything especially for this day. Use the dressing up clothes or onesies that you already have. There are so many story books with characters containing pirates, witches, superheroes, animals, etc. Look at what you already have before buying new.

We have lots of dressing up clothes in school if you would like to borrow anything. Please speak to a member of the Foundation team.