

# Preston Primary School Knowledge Organiser

Art: How can I create a weave?

Term: Summer 2

Unit 3 - Year 3 and 4

Duration: 7 weeks

Form



The form of weaves can be different. Some are more flat but some have more depth.

Sheila Hicks

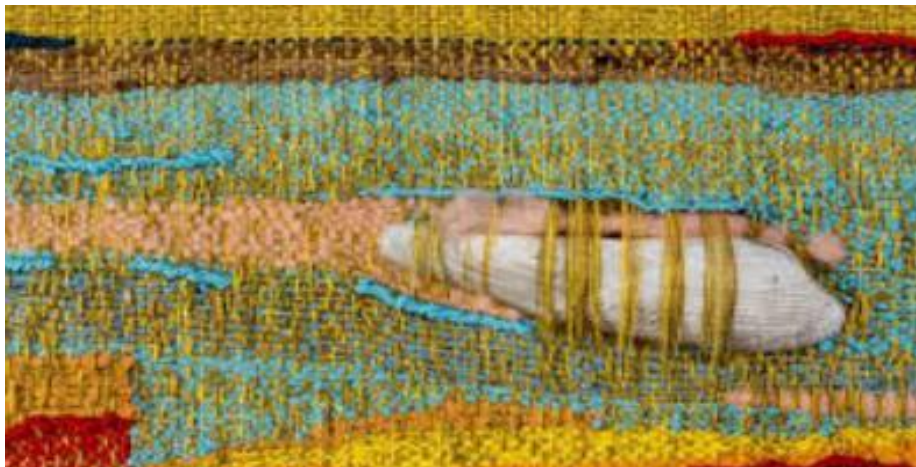


Sheila Hicks is an American artist who is known for her fibre art. She is famous for her weaving.



Weaving in the Tate Modern museum.

Weaving



## Make South West



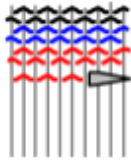





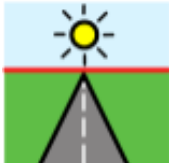
We are going on a trip to Make Southwest in Bovey Tracey to take part in a weaving workshop using natural materials with professional artists.

## The Dartmoor Landscape



We are going to create a collaborative weave based on the beauty of Dartmoor. We will consider colour and texture carefully to represent Dartmoor in our work.

## Key Vocabulary

	Weave	The art of interlacing two or more pieces of fabric into a pattern.
	Colour	We will be thinking about the colours we use to capture the beauty of Dartmoor.
	Dyeing	Material can be dyed so that it is a different colour.
	Embellishing	We can add extras into our weaving to add more texture and detail.
	Landscape	Artwork that shows natural scenery. Our weaving will show the landscape of Dartmoor.
	Form	A piece of art has form when it is 3D.
	Horizon	The horizon is where the land meets the sky. We will show the horizon in our weaving.