

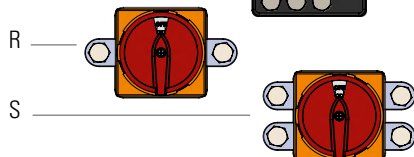
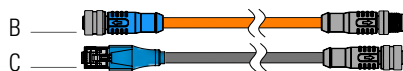
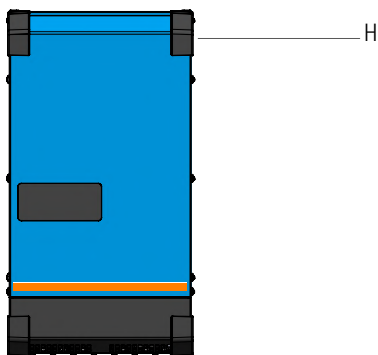
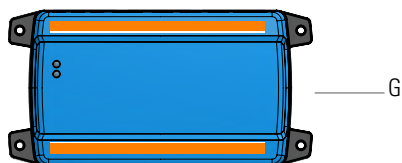
QUICK START GUIDE

INTERCONNECT SET VICTRON CERBO - EPSILON



Download Full User Manual at:
www.super-b.com

QSG 120000000370 Version 1.0



Available from Super B

- A - Super B Epsilon (12V100Ah / 12V150Ah)
- B - Super B CAN Cable Inline Terminator 0.5m
- C - Super B CAN Cable 1m RJ45 male to Straight M12
- D - Super B Epsilon User Manual & Quick Start Guide
- E - Be in Charge 2 App

Important: Select third-party components carefully, ensuring they are compatible, safe, and appropriate for your application.

Third-party Components

- F - Smartphone with Bluetooth Capability
- G - Victron GX Device
- H - Victron Inverter / Charger
- I - RJ45 UTP Cable
- J - Victron VE.Can RJ45 Terminator
- K - Positive Battery Wire (150 mm²) (2x)
- L - Negative Battery Wire (150 mm²)
- M - Positive Inverter / Charger Wire (50 mm²) (4x)
- N - Negative Inverter / Charger Wire (50 mm²) (2x)
- O - Victron GX Device Power Cable
- P - Negative Busbar
- Q - Positive Busbar with Fuses
- R - Main Isolation Switch
- S - Isolation Switch for Inverter / Charger



Install Super B
Be in Charge 2 App



Available on the
App Store

 **Google Play**



Download Super B
Manuals



[www.super-b.com/
support/manuals](http://www.super-b.com/support/manuals)



Important: Connecting more than one Super B Epsilon Battery is currently not supported.



Europalaan 202
7559 SC Hengelo (Ov.)
The Netherlands
T +31(0)88 00 76 000

Contact us:
info@super-b.com

Visit our website:
www.super-b.com

