



# **TORONTO**

---

Toronto Survey for the **National Ethnic  
Press and Media Council of Canada**

Field Dates: May 5-6, 2023

Release Date: May 10, 2023 (Issues)





Liaison surveyed a random sample of 1,257 Torontonians through Interactive Voice Recording (IVR) from May 5 to May 6, 2023.

Respondents were screened for voter eligibility.

Responses were weighted using demographic and geographic information to targets based on the 2021 Census.

The margin of error for survey results is  $\pm 2.76$  percentage points, 19 times out of 20 for the total.

Results may not add up to 100 due to rounding.

Caution: low sample sizes for Furey and Perruzza cross tabs.




## **ABOUT PATRIDES**

This week's issue questions are a collaboration with **Patrides**, one of the most trusted outlets serving the Toronto Greek Community.

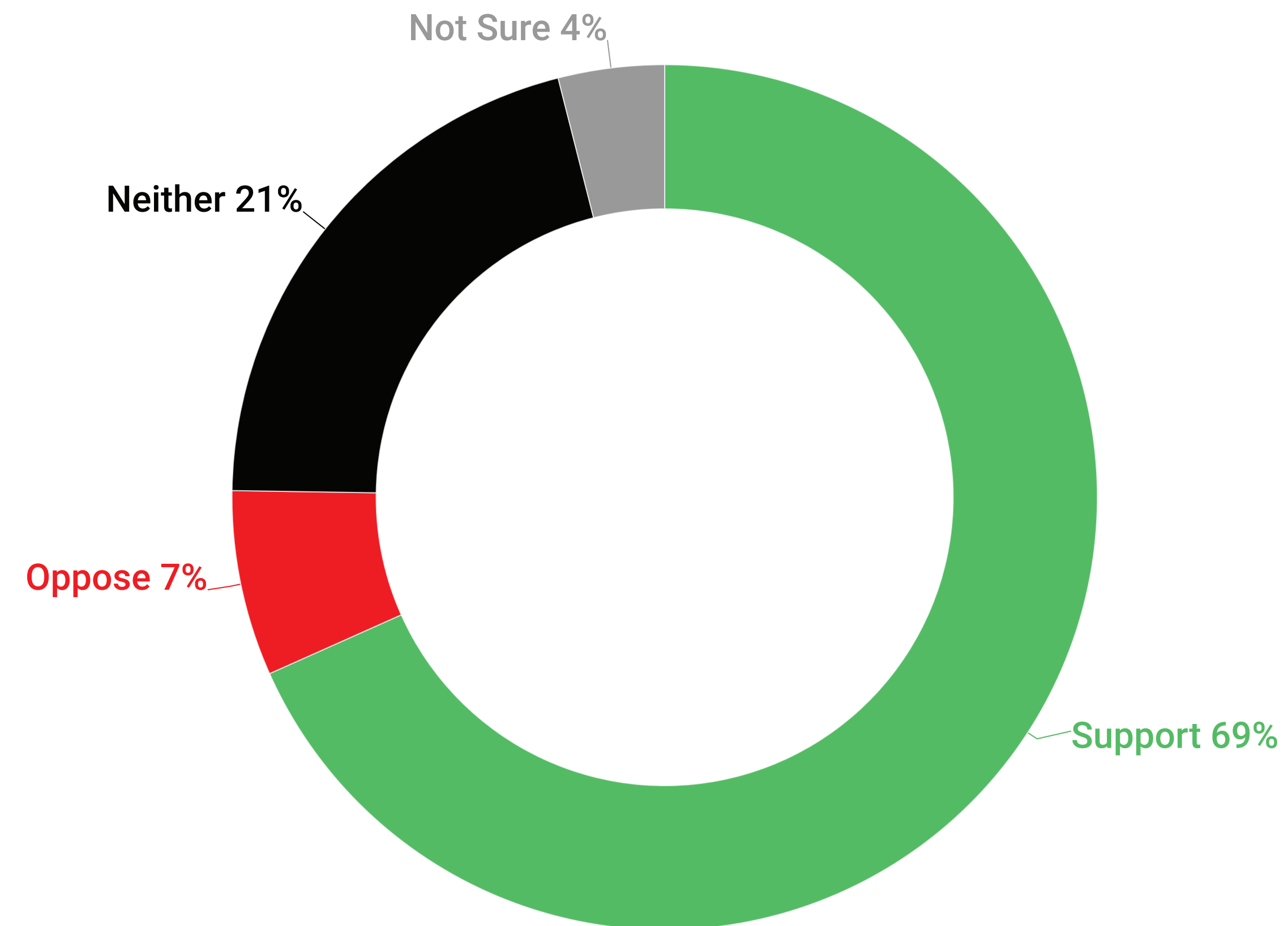
Patrides is a monthly publication that covers local, national and international news.

It was established in Toronto in the 1970s by Thomas Saras who is also the President and CEO of the National Ethnic Press and Media Council of Canada.



## Issue Questions - Housing

*Q: Do you support or oppose building more housing in the City of Toronto?*





## Issue Questions - Housing

*Q: Do you support or oppose building more housing in the City of Toronto?*

	All	Female	Male	Other	18-34	35-49	50-64	65+	Downtown	Etobicoke	North York	Scarborough
Support	69%	70%	69%	59%	67%	66%	70%	73%	70%	68%	67%	69%
Oppose	7%	7%	6%	9%	6%	10%	6%	6%	7%	3%	9%	5%
Neither	21%	21%	20%	29%	24%	21%	19%	18%	20%	23%	21%	21%
Not Sure	4%	3%	5%	2%	3%	4%	5%	3%	3%	6%	3%	5%

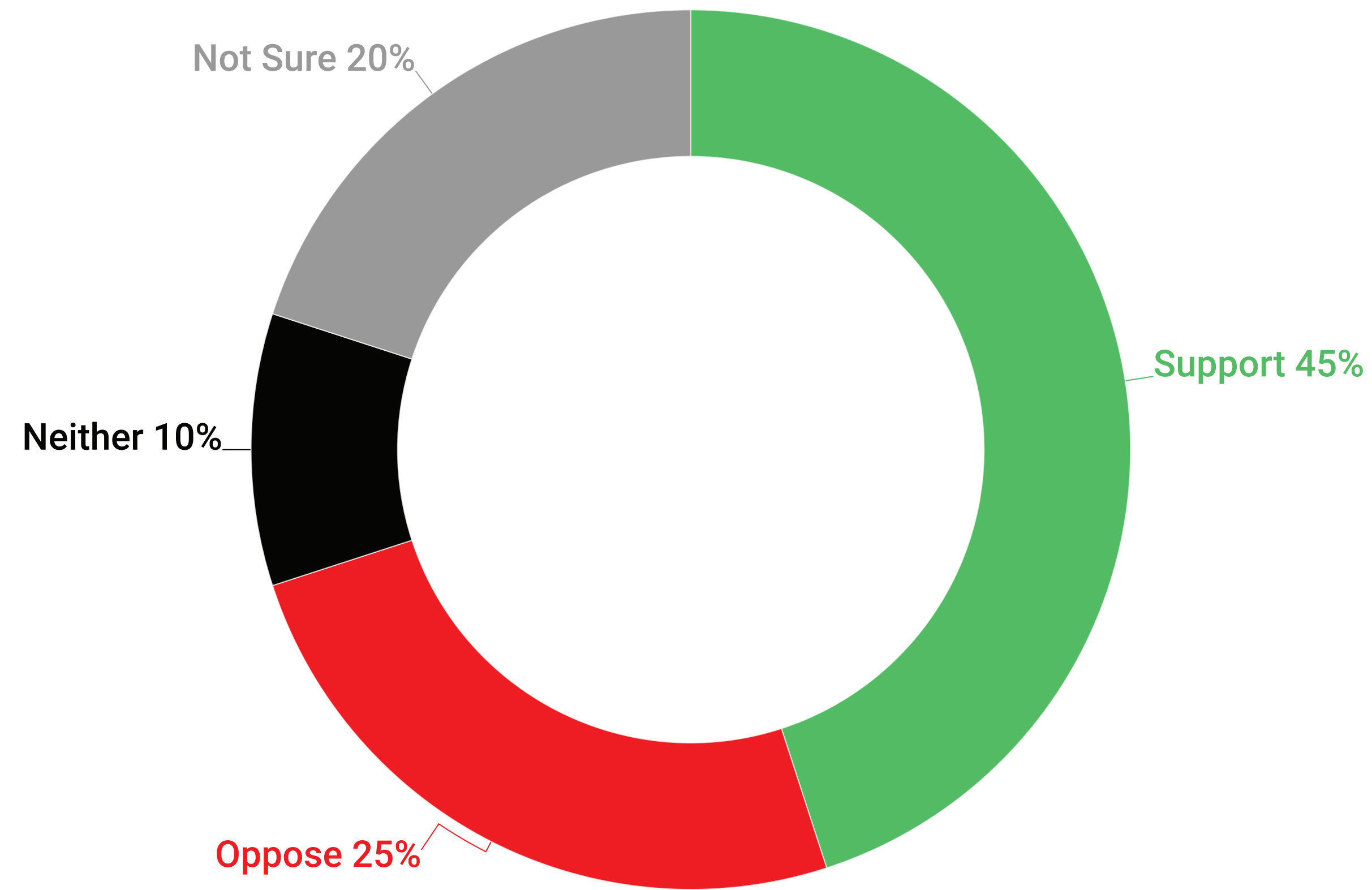
	Bailao	Bradford	Chow	Furey	Hunter	Matlow	Perruzza	Saunders	Someone Else	Undecided
Support	58%	69%	72%	79%	60%	58%	72%	66%	60%	76%
Oppose	5%	10%	9%	8%	5%	9%	13%	6%	8%	5%
Neither	35%	15%	13%	14%	31%	29%	0%	26%	29%	17%
Not Sure	2%	6%	6%	0%	4%	4%	16%	2%	4%	3%






## Issue Questions - Housing

*Q: And do you support or oppose maintaining the characteristics of neighbourhoods in Toronto?*






## Issue Questions - Housing

*Q: And do you support or oppose maintaining the characteristics of neighbourhoods in Toronto?*

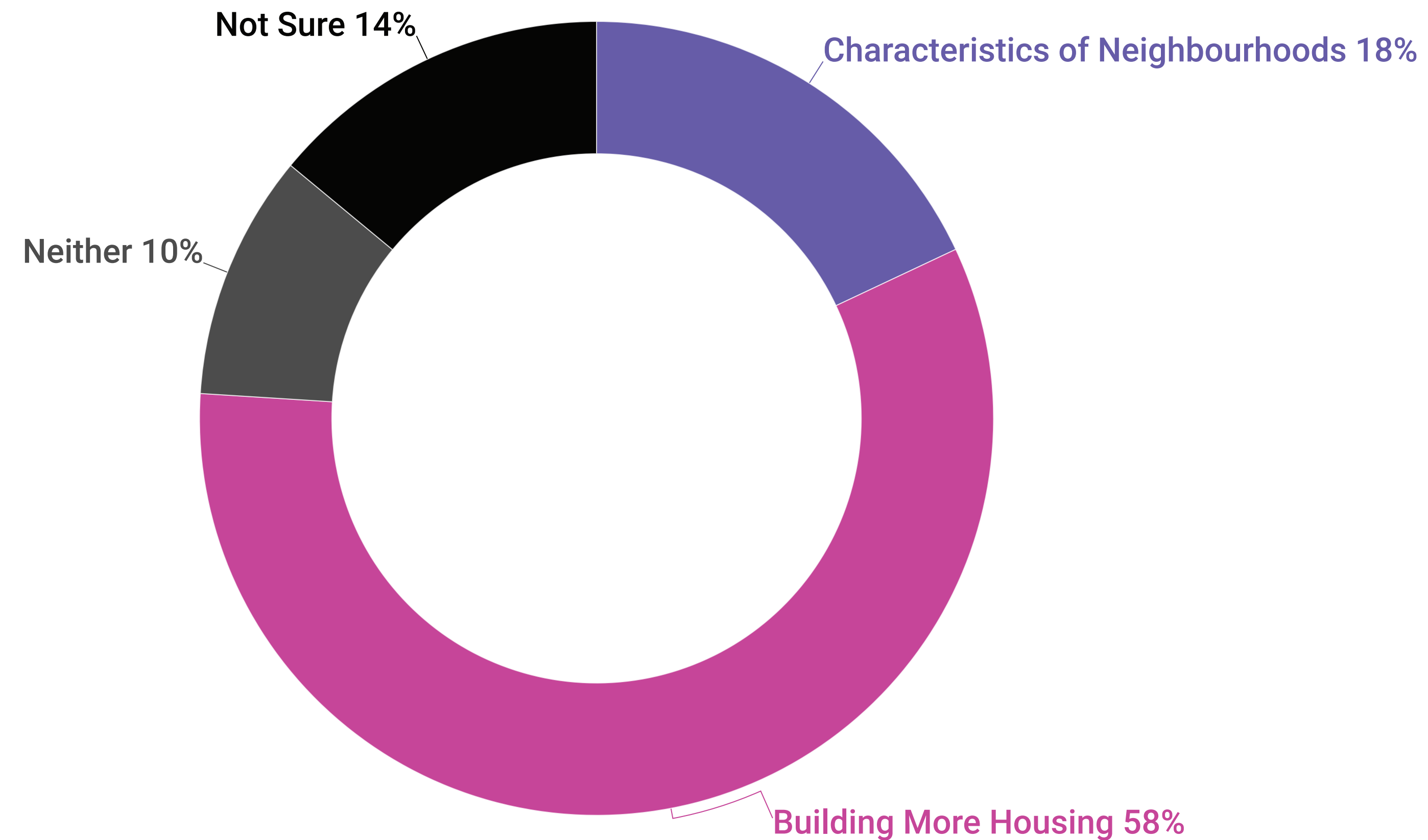
	All	Female	Male	Other	18-34	35-49	50-64	65+	Downtown	Etobicoke	North York	Scarborough
Support	45%	48%	40%	58%	48%	43%	43%	44%	46%	45%	44%	45%
Oppose	25%	23%	27%	18%	26%	27%	25%	21%	29%	24%	24%	22%
Neither	10%	8%	13%	4%	8%	12%	8%	13%	8%	12%	10%	12%
Not Sure	20%	20%	20%	21%	18%	18%	24%	22%	18%	20%	22%	21%

	Bailao	Bradford	Chow	Furey	Hunter	Matlow	Perruzza	Saunders	Someone Else	Undecided
Support	34%	38%	42%	46%	44%	37%	37%	42%	37%	56%
Oppose	36%	35%	28%	22%	22%	35%	15%	24%	25%	17%
Neither	11%	12%	10%	10%	9%	8%	13%	13%	7%	10%
Not Sure	19%	15%	21%	22%	25%	21%	36%	22%	30%	17%



## Issue Questions - Housing

*Q: In your opinion, what is more important: building more housing in the city of Toronto or maintaining the characteristics of neighbourhoods in Toronto? Or is neither issue important?*








## Issue Questions - Housing

*Q: In your opinion, what is more important: building more housing in the city of Toronto or maintaining the characteristics of neighbourhoods in Toronto? Or is neither issue important?*

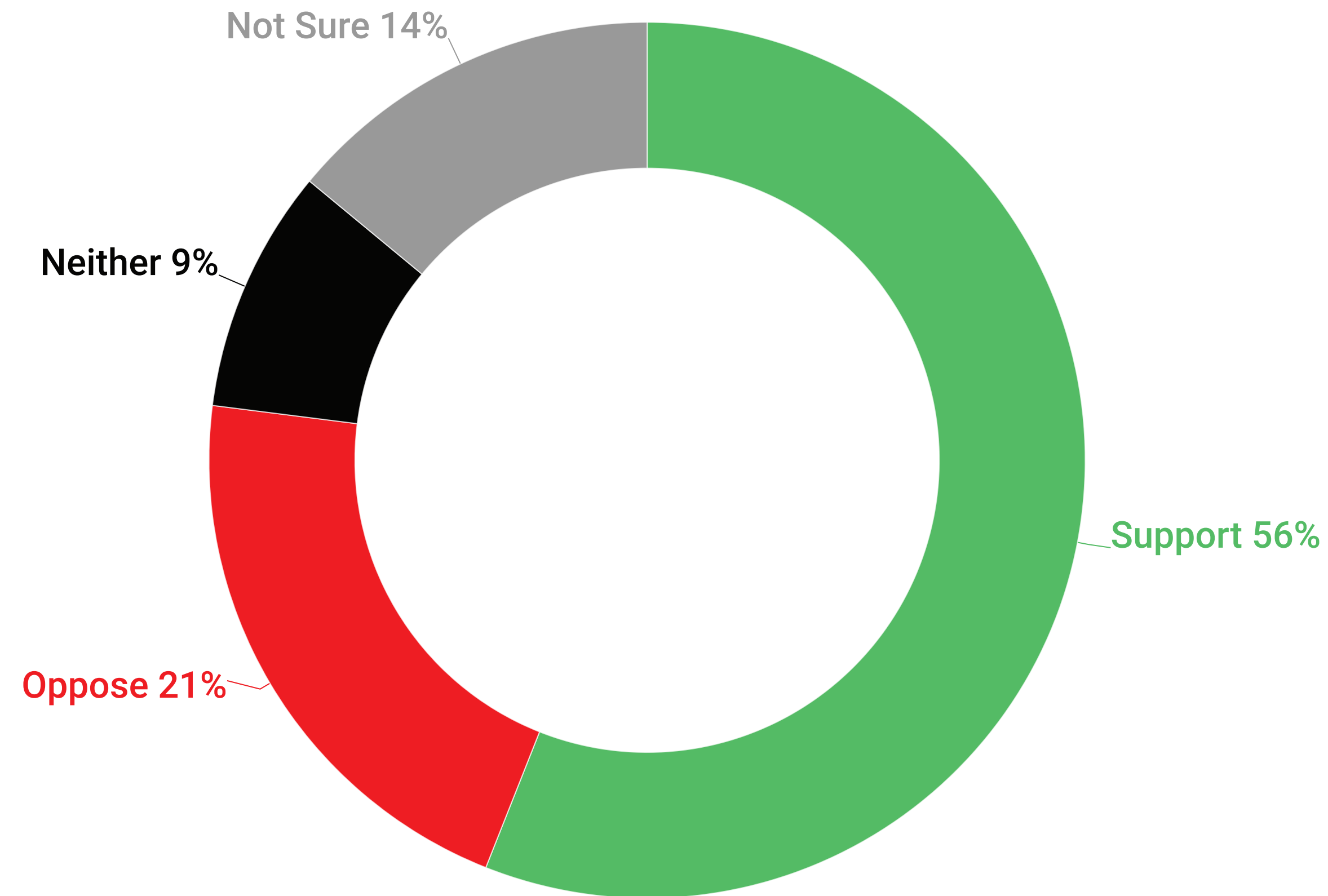
	All	Female	Male	Other	18-34	35-49	50-64	65+	Downtown	Etobicoke	North York	Scarborough
Characteristics of Neighbourhoods	18%	16%	20%	18%	12%	10%	27%	28%	16%	23%	17%	19%
Building More Housing	58%	58%	59%	50%	67%	62%	54%	42%	61%	55%	61%	53%
Neither	10%	9%	10%	20%	8%	12%	9%	13%	9%	10%	9%	13%
Not Sure	14%	16%	11%	11%	12%	16%	11%	17%	14%	12%	13%	15%


	Bailao	Bradford	Chow	Furey	Hunter	Matlow	Perruzza	Saunders	Someone Else	Undecided
Characteristics of Neighbourhoods	13%	16%	20%	23%	16%	16%	0%	19%	16%	20%
Building More Housing	67%	68%	61%	53%	60%	67%	52%	63%	58%	48%
Neither	5%	10%	11%	12%	12%	6%	35%	9%	7%	12%
Not Sure	15%	6%	8%	12%	12%	11%	13%	9%	19%	20%



## Issue Questions - Housing

*Q: Do you support or oppose building more housing by reducing parking requirements for new developments?*





## Issue Questions - Housing

*Q: Do you support or oppose building more housing by reducing parking requirements for new developments?*

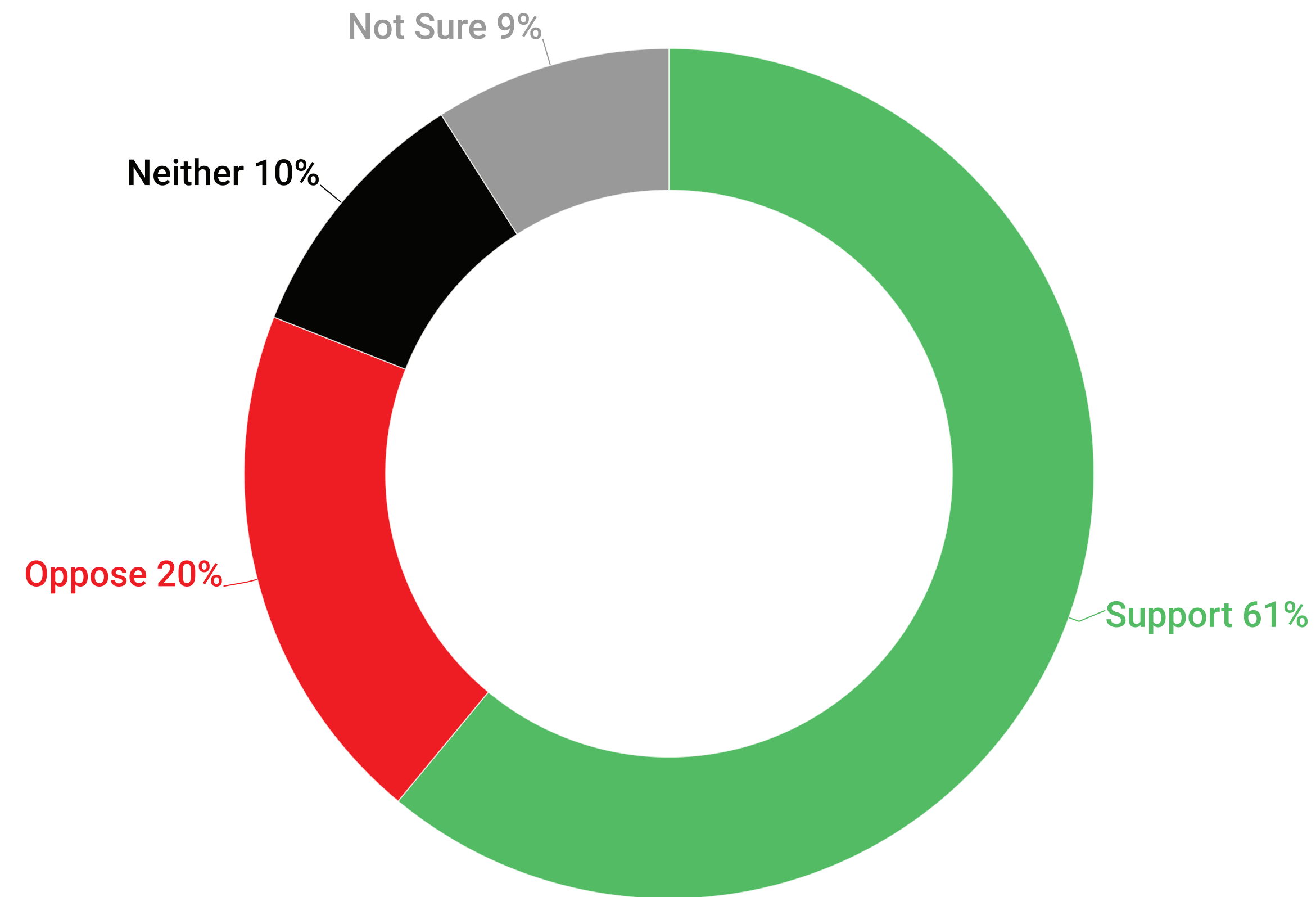
	All	Female	Male	Other	18-34	35-49	50-64	65+	Downtown	Etobicoke	North York	Scarborough
Support	56%	56%	56%	65%	54%	58%	59%	55%	61%	42%	62%	50%
Oppose	21%	19%	22%	16%	22%	21%	19%	20%	19%	30%	12%	29%
Neither	9%	10%	9%	5%	9%	9%	10%	10%	10%	12%	8%	9%
Not Sure	14%	15%	12%	13%	15%	12%	12%	14%	10%	16%	19%	12%

	Bailao	Bradford	Chow	Furey	Hunter	Matlow	Perruzza	Saunders	Someone Else	Undecided
Support	54%	58%	56%	76%	52%	69%	33%	56%	68%	51%
Oppose	21%	23%	23%	20%	23%	19%	29%	27%	13%	18%
Neither	11%	10%	9%	5%	16%	8%	0%	9%	11%	8%
Not Sure	15%	9%	12%	0%	9%	4%	38%	8%	8%	24%




## Issue Questions - Housing

*Q: Do you support or oppose building more housing by allowing larger developments near transit corridors?*








## Issue Questions - Housing

*Q: Do you support or oppose building more housing by allowing larger developments near transit corridors?*

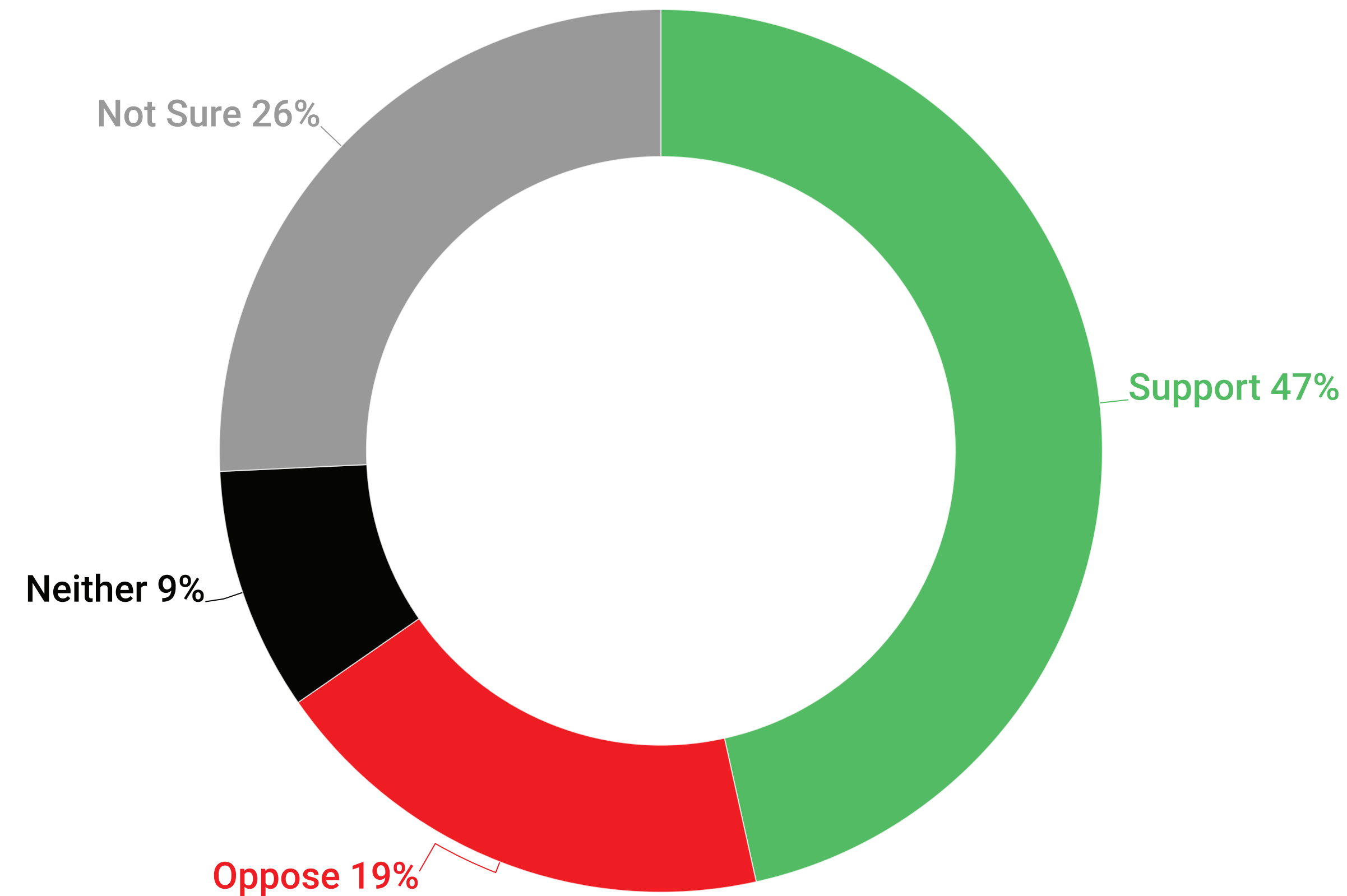
	All	Female	Male	Other	18-34	35-49	50-64	65+	Downtown	Etobicoke	North York	Scarborough
Support	61%	61%	60%	79%	62%	61%	61%	60%	59%	60%	67%	57%
Oppose	20%	20%	21%	8%	22%	20%	18%	20%	22%	22%	16%	22%
Neither	10%	10%	10%	7%	9%	13%	9%	9%	9%	10%	11%	10%
Not Sure	9%	9%	9%	6%	8%	6%	12%	11%	10%	8%	6%	12%


	Bailao	Bradford	Chow	Furey	Hunter	Matlow	Perruzza	Saunders	Someone Else	Undecided
Support	49%	57%	60%	82%	67%	62%	51%	62%	61%	63%
Oppose	28%	19%	20%	6%	13%	21%	15%	20%	17%	21%
Neither	18%	12%	12%	8%	6%	8%	34%	11%	8%	8%
Not Sure	5%	11%	8%	5%	15%	10%	0%	7%	13%	9%



## Issue Questions - Housing

*Q: Do you support or oppose building more housing by allowing apartments and condos on land currently zoned for single family homes?*





## Issue Questions - Housing

*Q: Do you support or oppose building more housing by allowing apartments and condos on land currently zoned for single family homes?*

	All	Female	Male	Other	18-34	35-49	50-64	65+	Downtown	Etobicoke	North York	Scarborough
Support	47%	43%	50%	62%	44%	51%	47%	46%	49%	45%	45%	49%
Oppose	19%	20%	17%	18%	19%	18%	19%	19%	19%	19%	18%	18%
Neither	9%	8%	10%	7%	10%	8%	8%	8%	9%	9%	9%	9%
Not Sure	26%	29%	24%	12%	27%	22%	27%	27%	23%	28%	29%	24%


	Bailao	Bradford	Chow	Furey	Hunter	Matlow	Perruzza	Saunders	Someone Else	Undecided
Support	51%	51%	42%	57%	46%	58%	48%	45%	60%	43%
Oppose	22%	16%	23%	12%	13%	21%	0%	24%	9%	16%
Neither	5%	5%	10%	10%	12%	8%	15%	13%	15%	7%
Not Sure	21%	29%	25%	21%	29%	13%	38%	17%	16%	35%

# GET IN TOUCH

---



+1 416-483-2335



[info@liaisonstrategies.ca](mailto:info@liaisonstrategies.ca)



2586A Yonge Street, Suite 2B  
Toronto, Ontario, Canada

