

# Ontario Political Tracker

Provincial Survey

April 2, 2026

# Nobody's perfect.

---

## Ontario Poll Accuracy

---

- 1<sup>st</sup> **Liaison**
- 2<sup>nd</sup> **Mainstreet**
- 3<sup>rd</sup> **Innovative**
- 4<sup>th</sup> **Research Co.**
- 5<sup>th</sup> **Forum**
- 6<sup>th</sup> **Abacus**
- 7<sup>th</sup> **Pallas**
- 8<sup>th</sup> **Leger**
- 9<sup>th</sup> **Nanos**
- 10<sup>th</sup> **Ipsos**
- 11<sup>th</sup> **Relay Strategies**

---

## Federal Poll Accuracy

---

- 1<sup>st</sup> **Mainstreet**
- 2<sup>nd</sup> **Liaison**
- 3<sup>rd</sup> **Angus Reid**
- 4<sup>th</sup> **Cardinal**
- 5<sup>th</sup> **Nanos**
- 6<sup>th</sup> **Research Co.**
- 7<sup>th</sup> **Pallas**
- 8<sup>th</sup> **Leger**
- 9<sup>th</sup> **Forum**
- 10<sup>th</sup> **Ipsos**
- 11<sup>th</sup> **Abacus**

There's no tougher race than an election campaign. Shifting headlines, commentaries on leadership debates, and millions of voters changing their minds right up to the last minute. In the most recent 2025 elections, the accuracy of Liaison's polls ranked 1st provincially and 2nd federally. Next race, who knows? There's always room to improve. **Even at Liaison.**

# Methodology

Liaison surveyed a random sample of 1,000 Ontarians from **March 27 to March 29, 2026**, using Interactive Voice Recording (IVR) technology. The sample was evenly split between the two weeks. To ensure a representative sample, participants were reached through random digit dialing (RDD) across both landline and cellular phone networks.

The resulting data was weighted to match targets based on the 2021 Census. For the total sample, the **margin of error is  $\pm 3.1$**  percentage points, 19 times out of 20, though this margin is higher for sub-samples. Additionally, results may not add up to 100% due to rounding.



# Ontario Political Tracker

## All Voters

	Total	Female	Male	Other
Unweighted	1000	503	466	31
Weighted	1000	501	470	29

	18-34	35-49	50-64	65+
Unweighted	273	237	255	235
Weighted	277	238	256	229

	North	East	SW	SC	905	416
Unweighted	60	180	189	91	281	199
Weighted	55	181	189	92	279	204

## Decided & Leaning

	Total	Female	Male	Other
Unweighted	943	469	445	29
Weighted	943	469	447	27

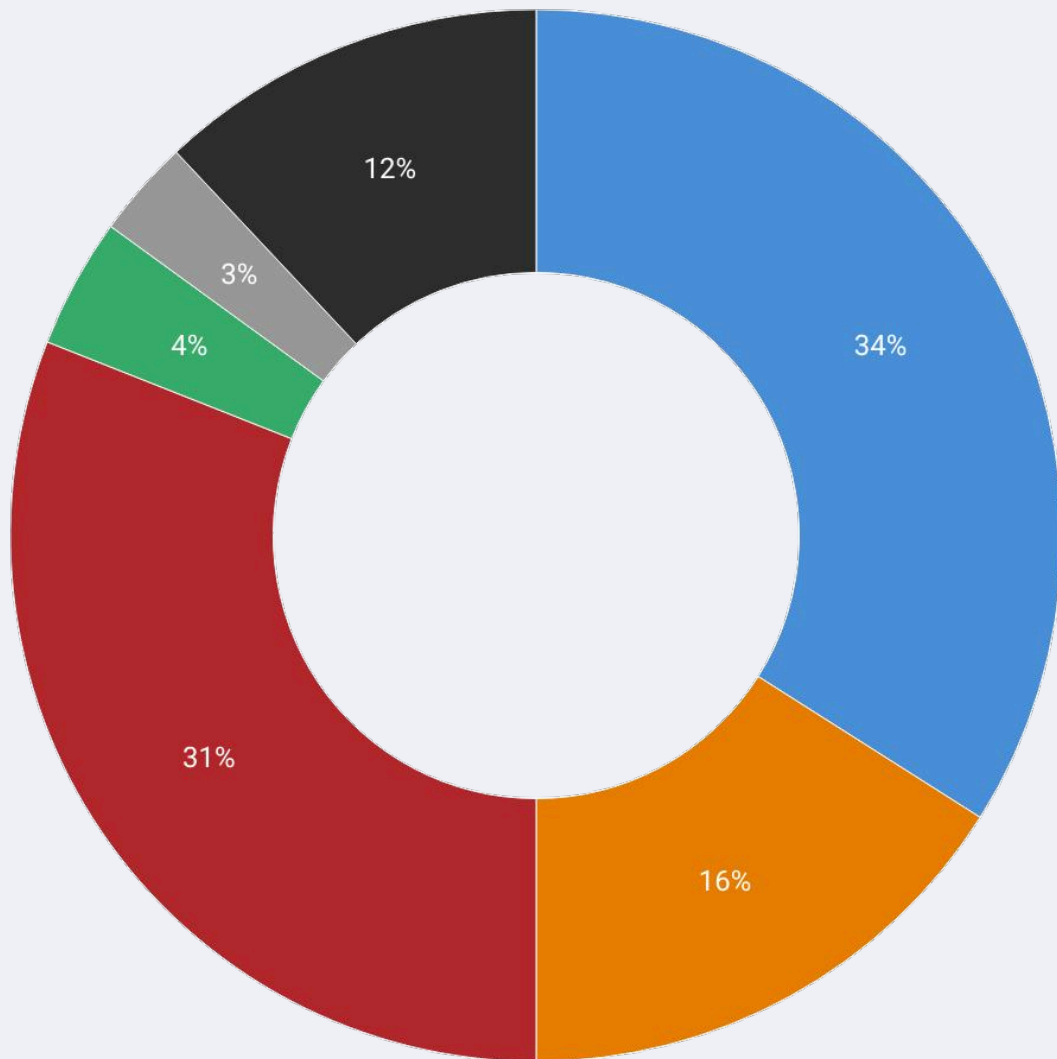
	18-34	35-49	50-64	65+
Unweighted	263	219	240	221
Weighted	265	220	239	219

	North	East	SW	SC	905	416
Unweighted	54	170	179	85	261	194
Weighted	52	171	181	83	262	194



# Ontario Political Tracker

If a Provincial Election were held today, which party would you vote for?



■ Progressive Conservatives led by Doug Ford   ■ Ontario NDP led by Marit Stiles  
■ Ontario Liberal Party led by John Fraser   ■ Green Party of Ontario led by Mike Schreiner   ■ Other  
■ Undecided

## Provincial Survey

April 2, 2026



# Ontario Political Tracker

If a Provincial Election were held today, which party would you vote for?

	North	East	SW	SC	905	416
PC	33 %	39 %	39 %	30 %	33 %	30 %
NDP	19 %	14 %	17 %	30 %	10 %	15 %
OLP	27 %	28 %	27 %	22 %	36 %	38 %
GP	7 %	1 %	7 %	3 %	6 %	3 %
Other	1 %	5 %	3 %	1 %	2 %	3 %
UD	13 %	13 %	8 %	14 %	13 %	11 %



# Ontario Political Tracker

If a Provincial Election were held today, which party would you vote for?

	Total	Female	Male	Other
PC	34 %	29 %	39 %	42 %
NDP	16 %	16 %	16 %	3 %
OLP	31 %	35 %	28 %	33 %
GP	4 %	5 %	3 %	3 %
Other	3 %	2 %	4 %	2 %
UD	12 %	12 %	10 %	18 %

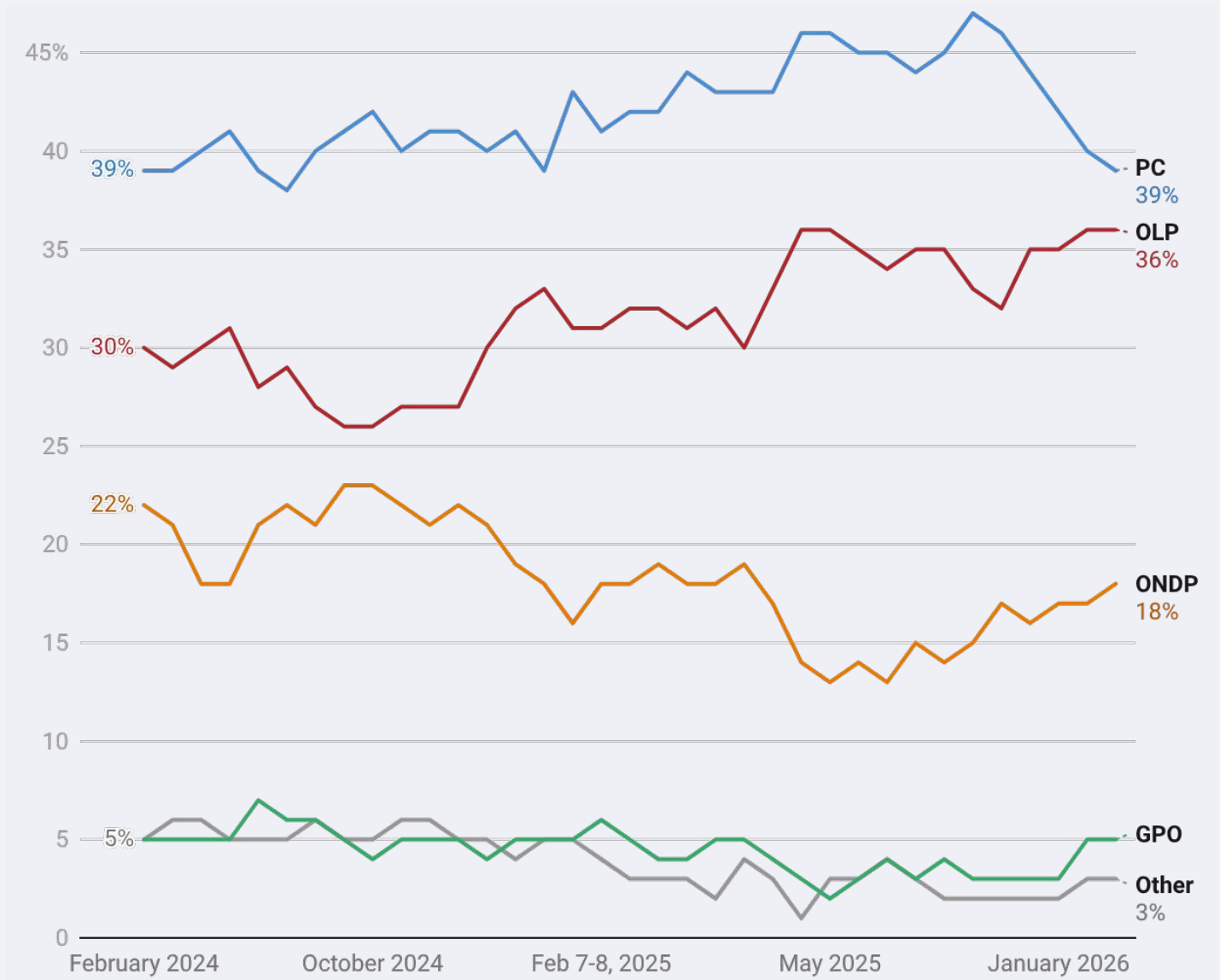
	18-34	35-49	50-64	65+
PC	29 %	36 %	36 %	36 %
NDP	23 %	15 %	9 %	14 %
OLP	30 %	25 %	35 %	35 %
GP	3 %	5 %	5 %	5 %
Other	3 %	3 %	3 %	2 %
UD	12 %	16 %	11 %	7 %



# Ontario Political Tracker

If a Provincial Election were held today, which party would you vote for?

## Decided and Leaning



Provincial Survey

April 2, 2026



# Ontario Political Tracker

If a Provincial Election were held today, which party would you vote for?

	Total	Female	Male	Other
PC	39 %	34 %	44 %	46 %
NDP	18 %	19 %	17 %	6 %
OLP	36 %	40 %	31 %	43 %
GP	5 %	6 %	4 %	3 %
Other	3 %	2 %	4 %	2 %

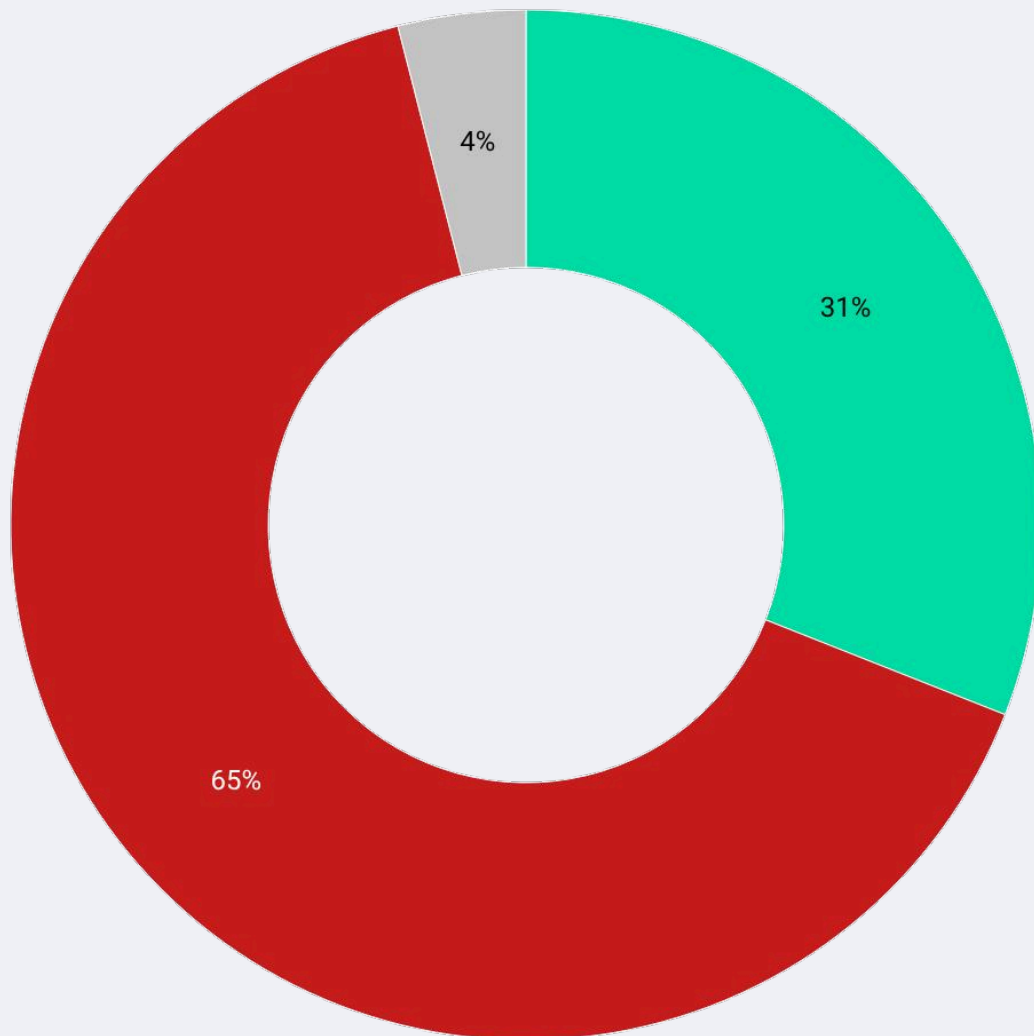
	18-34	35-49	50-64	65+
PC	34 %	43 %	40 %	39 %
NDP	24 %	18 %	12 %	15 %
OLP	35 %	30 %	39 %	38 %
GP	4 %	6 %	5 %	6 %
Other	3 %	3 %	3 %	2 %

	North	East	SW	SC	905	416
PC	38 %	46 %	40 %	36 %	38 %	34 %
NDP	21 %	17 %	18 %	35 %	13 %	16 %
OLP	33 %	30 %	30 %	25 %	40 %	44 %
GP	8 %	1 %	8 %	3 %	6 %	3 %
Other	1 %	5 %	3 %	1 %	2 %	3 %



## Ontario Political Tracker

Do you approve or disapprove of the job Doug Ford is doing as Premier of Ontario?



Approve Disapprove Not sure



# Ontario Political Tracker

Do you approve or disapprove of the job Doug Ford is doing as Premier of Ontario?

	Total	Female	Male	Other
Approve	31 %	23 %	39 %	55 %
Disapprove	65 %	73 %	58 %	45 %
Not Sure	4 %	4 %	3 %	0 %

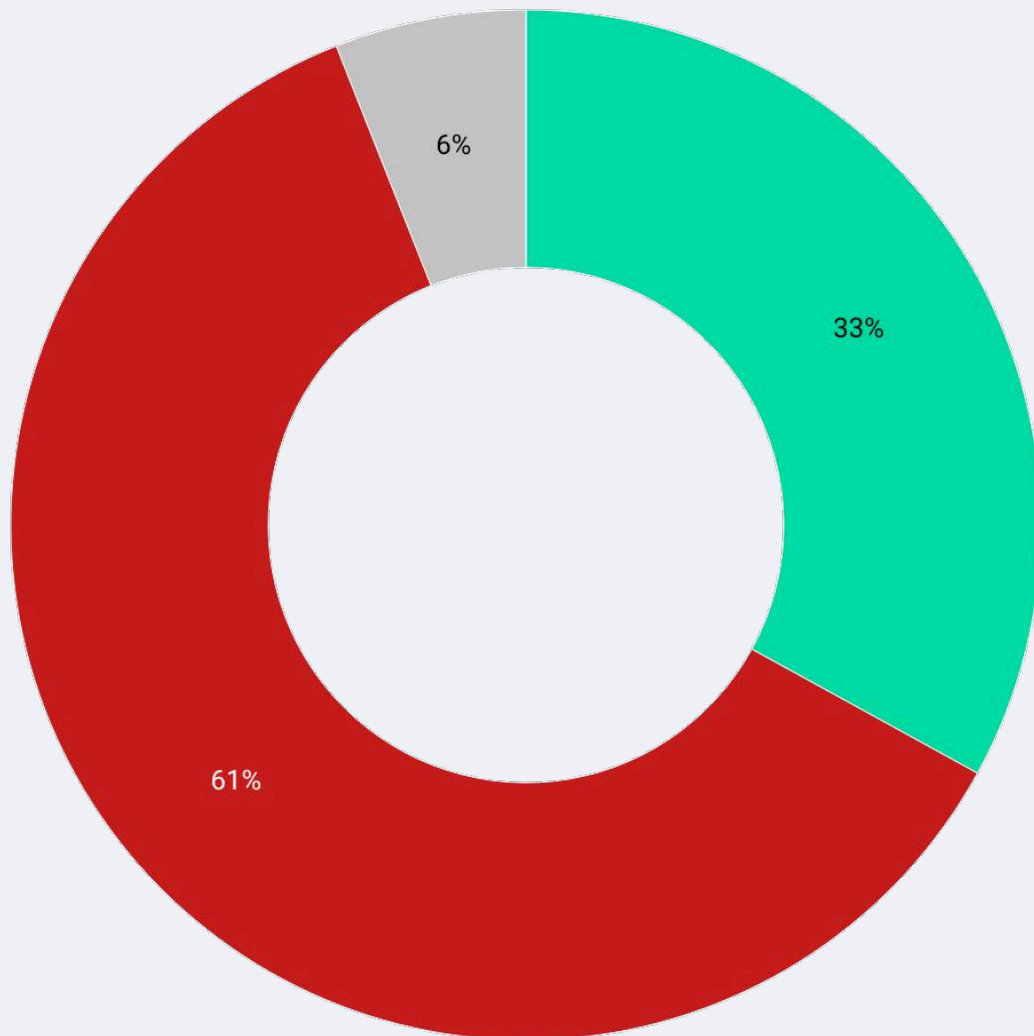
	18-34	35-49	50-64	65+
Approve	32 %	31 %	32 %	30 %
Disapprove	65 %	64 %	66 %	65 %
Not Sure	3 %	5 %	2 %	4 %

	North	East	SW	SC	905	416
Approve	31 %	35 %	31 %	23 %	35 %	26 %
Disapprove	66 %	61 %	66 %	74 %	60 %	70 %
Not Sure	3 %	3 %	3 %	4 %	4 %	3 %



# Ontario Political Tracker

Would you say that the province of Ontario is generally heading in the right direction, or the wrong direction?



■ Right direction ■ Wrong direction ■ Not sure



# Ontario Political Tracker

Would you say that the province of Ontario is generally heading in the right direction, or the wrong direction?

	Total	Female	Male	Other
Right Direction	33 %	27 %	38 %	40 %
Wrong Direction	61 %	68 %	55 %	60 %
Not Sure	6 %	6 %	7 %	0 %

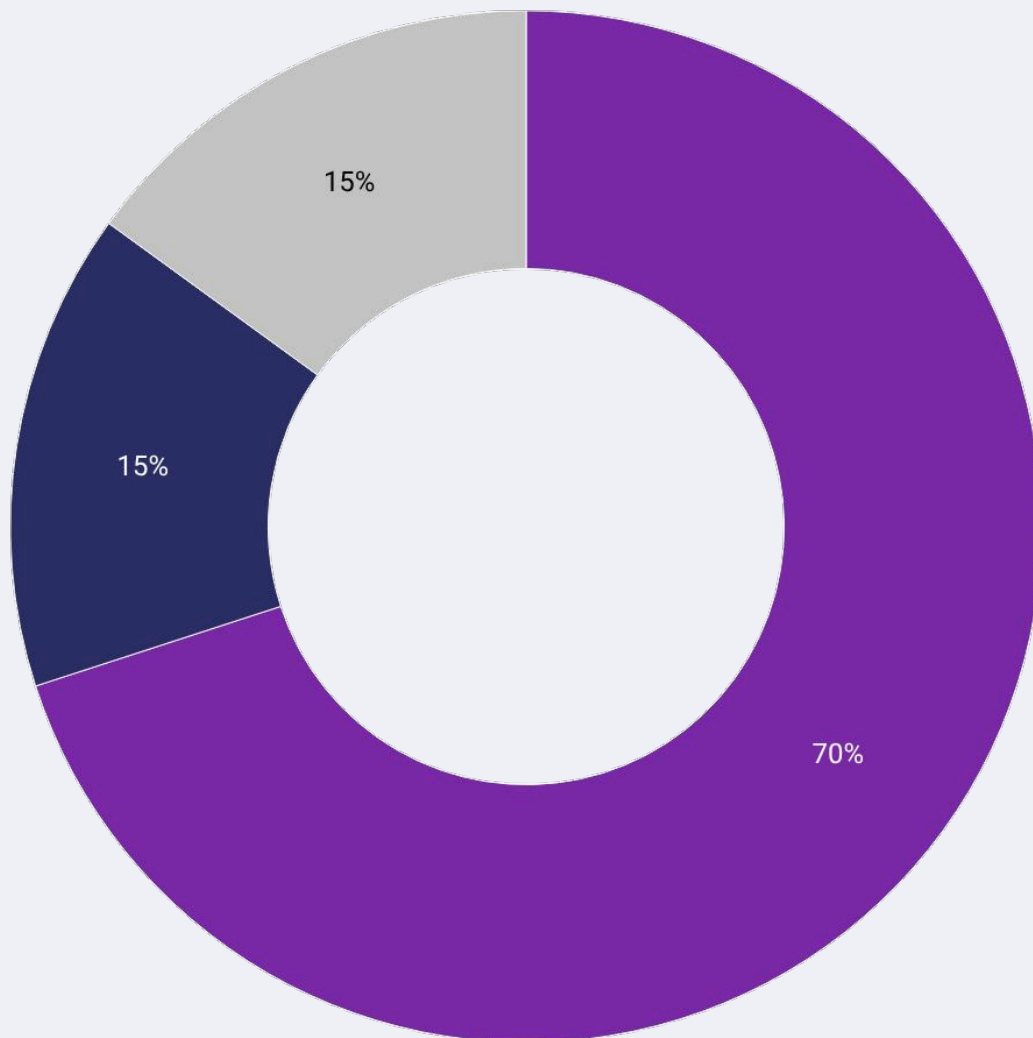
	18-34	35-49	50-64	65+
Right Direction	32 %	35 %	30 %	33 %
Wrong Direction	60 %	57 %	66 %	61 %
Not Sure	8 %	7 %	4 %	5 %

	North	East	SW	SC	905	416
Right Direc...	25 %	38 %	34 %	27 %	35 %	27 %
Wrong Dire...	74 %	58 %	58 %	67 %	59 %	64 %
Not Sure	1 %	4 %	7 %	6 %	6 %	9 %



## Ontario Political Tracker

Ontario Health has stopped the public reporting of hallway healthcare statistics, also known as the number of patients treated in unconventional spaces, stating they will now monitor these figures internally. Which comes closer to your view?



- The government should continue to report these statistics to the public
- Internal monitoring by the government is sufficient
- Not sure



# Ontario Political Tracker

Ontario Health has stopped the public reporting of hallway healthcare statistics, also known as the number of patients treated in unconventional spaces, stating they will now monitor these figures internally. Which comes closer to your view?

	Total	Female	Male	Other
<b>Continue Public Reporting</b>	<b>70 %</b>	<b>71 %</b>	<b>70 %</b>	<b>51 %</b>
<b>Internal Monitoring Is Sufficient</b>	<b>15 %</b>	<b>15 %</b>	<b>15 %</b>	<b>16 %</b>
<b>Not Sure</b>	<b>15 %</b>	<b>14 %</b>	<b>14 %</b>	<b>34 %</b>

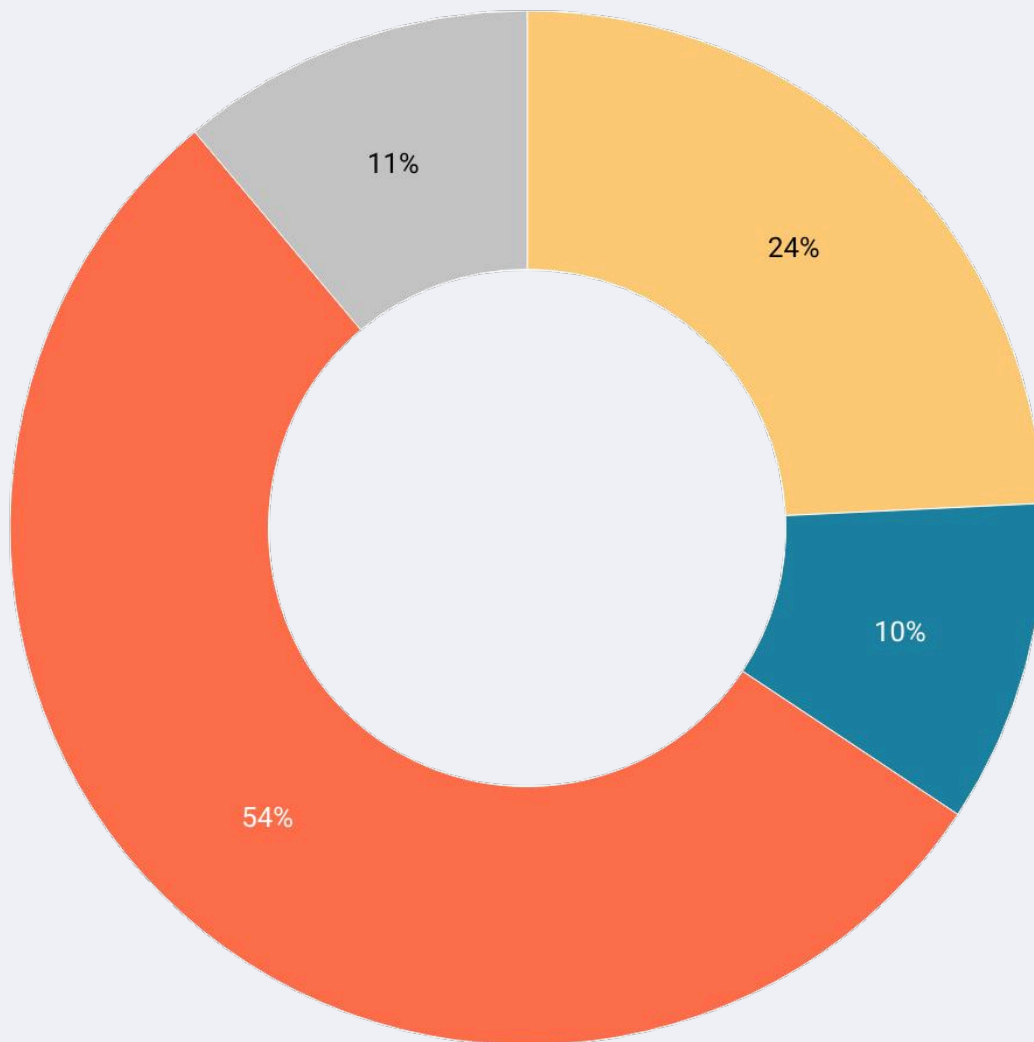
	18-34	35-49	50-64	65+
<b>Continue Public Reporting</b>	<b>70 %</b>	<b>65 %</b>	<b>71 %</b>	<b>73 %</b>
<b>Internal Monitoring Is Sufficient</b>	<b>14 %</b>	<b>19 %</b>	<b>13 %</b>	<b>16 %</b>
<b>Not Sure</b>	<b>16 %</b>	<b>16 %</b>	<b>16 %</b>	<b>11 %</b>

	North	East	SW	SC	905	416
<b>Continue P...</b>	<b>74 %</b>	<b>62 %</b>	<b>70 %</b>	<b>79 %</b>	<b>65 %</b>	<b>79 %</b>
<b>Internal Mo...</b>	<b>11 %</b>	<b>19 %</b>	<b>14 %</b>	<b>8 %</b>	<b>21 %</b>	<b>9 %</b>
<b>Not Sure</b>	<b>15 %</b>	<b>18 %</b>	<b>16 %</b>	<b>13 %</b>	<b>14 %</b>	<b>13 %</b>



# Ontario Political Tracker

The provincial government recently removed individual class size caps in favour of board-wide averages. This means some individual classes may exceed 32 students as long as the overall board average remains low. How should the province report class sizes?



Report the size of every individual classroom    Report the board-wide average of all classrooms  
Both are equally important and should both be reported    Not sure



# Ontario Political Tracker

The provincial government recently removed individual class size caps in favour of board-wide averages. This means some individual classes may exceed 32 students as long as the overall board average remains low. How should the province report class sizes?

	Total	Female	Male	Other
Report Every Individual Classroom	24 %	26 %	22 %	42 %
Report The Board-Wide Average	10 %	8 %	12 %	9 %
Report Both	54 %	55 %	54 %	44 %
Not Sure	11 %	11 %	12 %	6 %

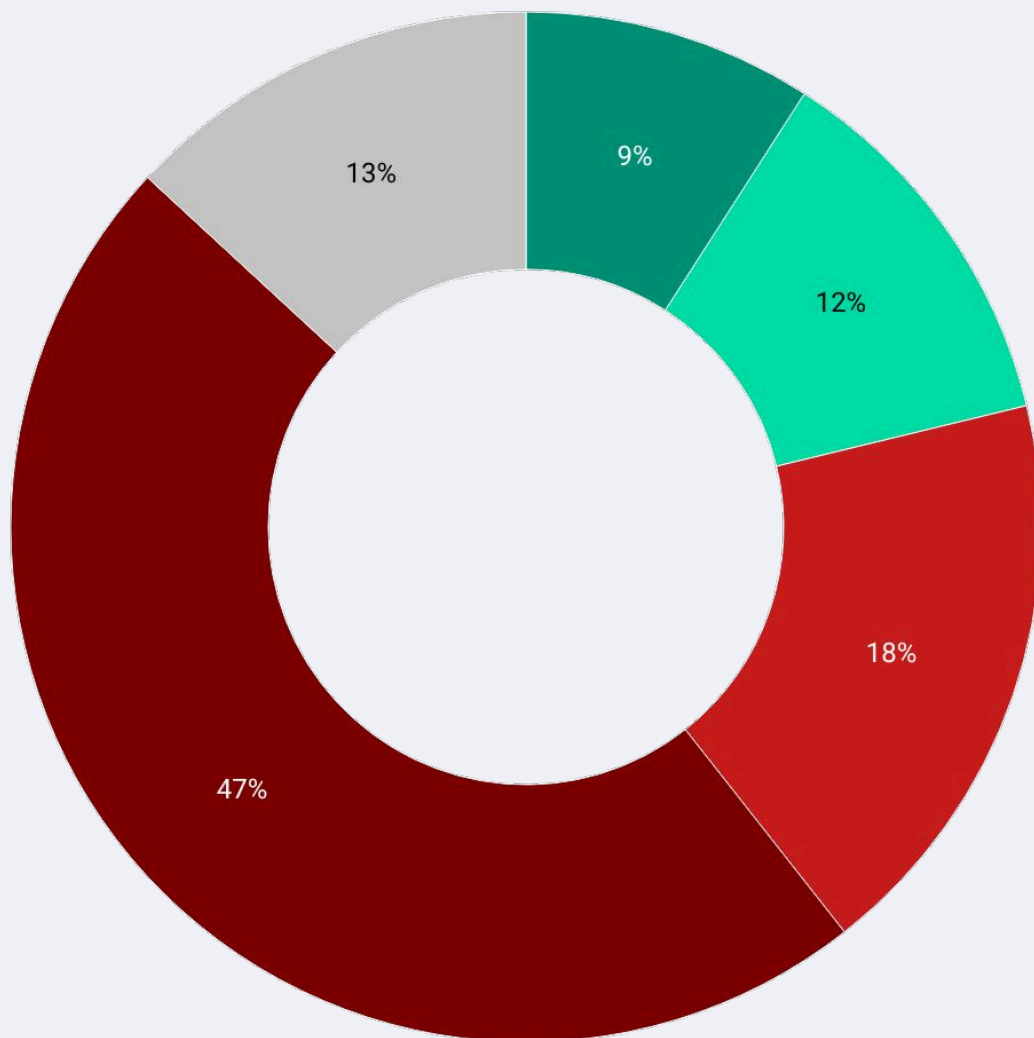
	18-34	35-49	50-64	65+
Report Every Individual Classroom	21 %	24 %	24 %	30 %
Report The Board-Wide Average	9 %	12 %	9 %	12 %
Report Both	56 %	53 %	57 %	50 %
Not Sure	14 %	11 %	11 %	8 %

	North	East	SW	SC	905	416
Report Eve...	22 %	27 %	22 %	29 %	23 %	25 %
Report The...	6 %	10 %	10 %	15 %	11 %	8 %
Report Both	58 %	51 %	55 %	52 %	54 %	56 %
Not Sure	14 %	12 %	13 %	4 %	12 %	11 %



# Ontario Political Tracker

New legislation exempts the offices of the Premier and Cabinet Ministers from Freedom of Information requests. This change is retroactive, meaning it applies to current requests and ongoing court cases. Do you support or oppose exempting the Premier and Ministers from these requests?



Strongly support   Somewhat support   Somewhat oppose   Strongly oppose   Not sure



# Ontario Political Tracker

New legislation exempts the offices of the Premier and Cabinet Ministers from Freedom of Information requests. This change is retroactive, meaning it applies to current requests and ongoing court cases. Do you support or oppose exempting the Premier and Ministers from these requests?

	Total	Female	Male	Other
<b>Strongly Support</b>	9 %	7 %	10 %	14 %
<b>Somewhat Support</b>	12 %	10 %	15 %	18 %
<b>Somewhat Oppose</b>	18 %	20 %	17 %	17 %
<b>Strongly Oppose</b>	47 %	51 %	44 %	47 %
<b>Not Sure</b>	13 %	13 %	15 %	5 %

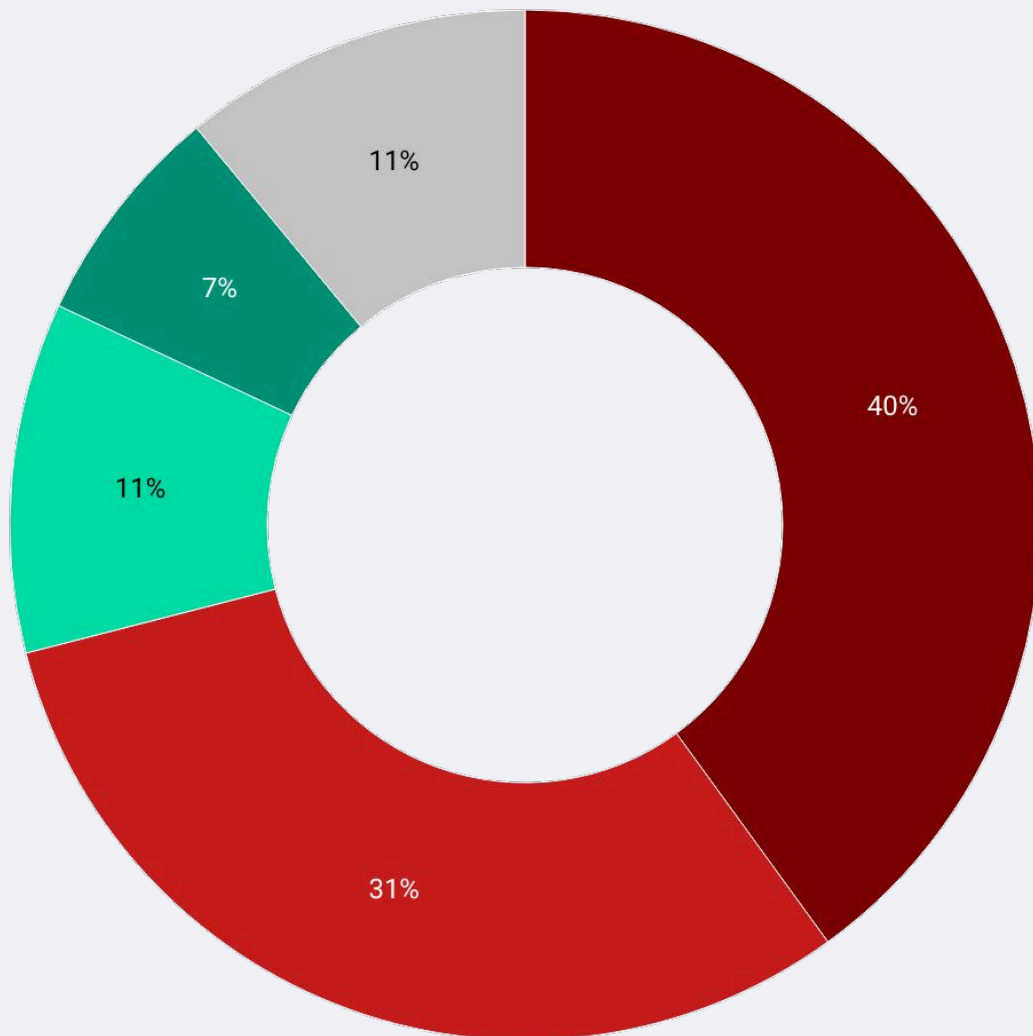
	18-34	35-49	50-64	65+
<b>Strongly Support</b>	9 %	8 %	9 %	8 %
<b>Somewhat Support</b>	12 %	13 %	9 %	17 %
<b>Somewhat Oppose</b>	18 %	16 %	20 %	19 %
<b>Strongly Oppose</b>	45 %	52 %	46 %	46 %
<b>Not Sure</b>	16 %	11 %	15 %	10 %

	North	East	SW	SC	905	416
<b>Strongly Su...</b>	6 %	11 %	9 %	6 %	10 %	6 %
<b>Somewhat...</b>	11 %	17 %	14 %	19 %	7 %	11 %
<b>Somewhat...</b>	15 %	19 %	14 %	29 %	17 %	20 %
<b>Strongly O...</b>	53 %	39 %	52 %	35 %	52 %	48 %
<b>Not Sure</b>	14 %	14 %	11 %	11 %	14 %	15 %



# Ontario Political Tracker

Critics of the new law argue that without the threat of a public records request, officials may keep sensitive government data on unsecure personal devices rather than official servers. How concerned are you about the security of government data on personal devices



Very concerned   Somewhat concerned   Not too concerned   Not at all concerned   Not sure



# Ontario Political Tracker

Critics of the new law argue that without the threat of a public records request, officials may keep sensitive government data on unsecure personal devices rather than official servers. How concerned are you about the security of government data on personal devices?

	Total	Female	Male	Other
<b>Very Concerned</b>	<b>40 %</b>	<b>43 %</b>	<b>39 %</b>	<b>14 %</b>
<b>Somewhat Concerned</b>	<b>31 %</b>	<b>32 %</b>	<b>28 %</b>	<b>41 %</b>
<b>Not Too Concerned</b>	<b>11 %</b>	<b>8 %</b>	<b>14 %</b>	<b>22 %</b>
<b>Not At All Concerned</b>	<b>7 %</b>	<b>6 %</b>	<b>7 %</b>	<b>11 %</b>
<b>Not Sure</b>	<b>11 %</b>	<b>11 %</b>	<b>12 %</b>	<b>12 %</b>

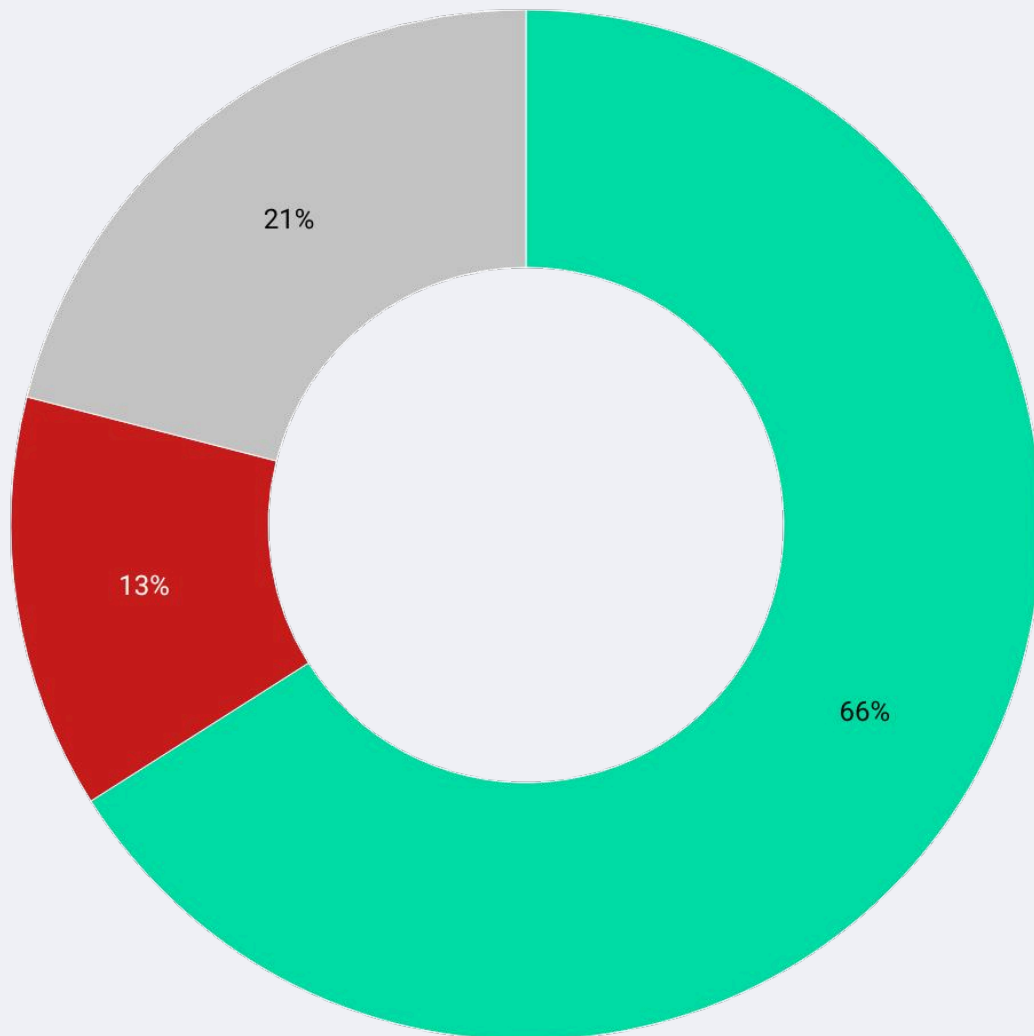
	18-34	35-49	50-64	65+
<b>Very Concerned</b>	<b>37 %</b>	<b>40 %</b>	<b>45 %</b>	<b>40 %</b>
<b>Somewhat Concerned</b>	<b>31 %</b>	<b>29 %</b>	<b>30 %</b>	<b>33 %</b>
<b>Not Too Concerned</b>	<b>13 %</b>	<b>13 %</b>	<b>9 %</b>	<b>10 %</b>
<b>Not At All Concerned</b>	<b>10 %</b>	<b>5 %</b>	<b>5 %</b>	<b>6 %</b>
<b>Not Sure</b>	<b>10 %</b>	<b>14 %</b>	<b>10 %</b>	<b>12 %</b>

	North	East	SW	SC	905	416
<b>Very Conc...</b>	<b>42 %</b>	<b>39 %</b>	<b>31 %</b>	<b>52 %</b>	<b>39 %</b>	<b>46 %</b>
<b>Somewhat...</b>	<b>34 %</b>	<b>31 %</b>	<b>35 %</b>	<b>20 %</b>	<b>32 %</b>	<b>29 %</b>
<b>Not Too Co...</b>	<b>6 %</b>	<b>11 %</b>	<b>13 %</b>	<b>13 %</b>	<b>11 %</b>	<b>10 %</b>
<b>Not At All C...</b>	<b>5 %</b>	<b>8 %</b>	<b>8 %</b>	<b>3 %</b>	<b>8 %</b>	<b>4 %</b>
<b>Not Sure</b>	<b>14 %</b>	<b>12 %</b>	<b>13 %</b>	<b>12 %</b>	<b>10 %</b>	<b>10 %</b>



# Ontario Political Tracker

The new law reduces the Privacy Commissioner's oversight regarding how the government links your personal health, education, and social service data across different ministries. Should the Independent Privacy Commissioner maintain full oversight of how your data is linked?



Yes No Not sure



# Ontario Political Tracker

The new law reduces the Privacy Commissioner's oversight regarding how the government links your personal health, education, and social service data across different ministries. Should the Independent Privacy Commissioner maintain full oversight of how your data is linked?

	Total	Female	Male	Other
<b>Yes</b>	<b>66 %</b>	<b>69 %</b>	<b>63 %</b>	<b>57 %</b>
<b>No</b>	<b>13 %</b>	<b>10 %</b>	<b>16 %</b>	<b>23 %</b>
<b>Not Sure</b>	<b>21 %</b>	<b>20 %</b>	<b>21 %</b>	<b>20 %</b>

	18-34	35-49	50-64	65+
<b>Yes</b>	<b>68 %</b>	<b>61 %</b>	<b>66 %</b>	<b>67 %</b>
<b>No</b>	<b>13 %</b>	<b>13 %</b>	<b>15 %</b>	<b>13 %</b>
<b>Not Sure</b>	<b>19 %</b>	<b>26 %</b>	<b>19 %</b>	<b>20 %</b>

	North	East	SW	SC	905	416
<b>Yes</b>	<b>67 %</b>	<b>66 %</b>	<b>63 %</b>	<b>68 %</b>	<b>64 %</b>	<b>70 %</b>
<b>No</b>	<b>10 %</b>	<b>15 %</b>	<b>15 %</b>	<b>7 %</b>	<b>14 %</b>	<b>13 %</b>
<b>Not Sure</b>	<b>23 %</b>	<b>20 %</b>	<b>22 %</b>	<b>25 %</b>	<b>21 %</b>	<b>17 %</b>



# Get in touch



[liaison.ca](http://liaison.ca)



+1 416-483-2335



2586A Yonge Street, Second Floor  
Toronto, Ontario