

Weekly Federal Tracker

National Survey

April 7, 2026

Nobody's perfect.

Ontario Poll Accuracy

- 1st **Liaison**
- 2nd **Mainstreet**
- 3rd **Innovative**
- 4th **Research Co.**
- 5th **Forum**
- 6th **Abacus**
- 7th **Pallas**
- 8th **Leger**
- 9th **Nanos**
- 10th **Ipsos**
- 11th **Relay Strategies**

Federal Poll Accuracy

- 1st **Mainstreet**
- 2nd **Liaison**
- 3rd **Angus Reid**
- 4th **Cardinal**
- 5th **Nanos**
- 6th **Research Co.**
- 7th **Pallas**
- 8th **Leger**
- 9th **Forum**
- 10th **Ipsos**
- 11th **Abacus**

There's no tougher race than an election campaign. Shifting headlines, commentaries on leadership debates, and millions of voters changing their minds right up to the last minute. In the most recent 2025 elections, the accuracy of Liaison's polls ranked 1st provincially and 2nd federally. Next race, who knows? There's always room to improve. **Even at Liaison.**

Methodology

Liaison surveyed a random sample of 1,000 Canadians from **March 23 to April 4, 2026**, using Interactive Voice Recording (IVR) technology. The sample was evenly split between the two weeks. To ensure a representative sample, participants were reached through random digit dialing (RDD) across both landline and cellular phone networks.

The resulting data was weighted to match targets based on the 2021 Census. For the total sample, the **margin of error is ± 3.1** percentage points, 19 times out of 20, though this margin is higher for sub-samples. Additionally, results may not add up to 100% due to rounding.



Weekly Federal Tracker

All Voters

	Total	Female	Male	Other
Unweighted	1000	486	463	51
Weighted	1000	488	464	48

	18-34	35-49	50-64	65+
Unweighted	260	241	257	242
Weighted	267	242	255	236

	Atlantic	QC	ON	MB/SK	AB	BC
Unweighted	67	230	387	65	111	140
Weighted	67	231	387	65	111	139

Decided & Leaning

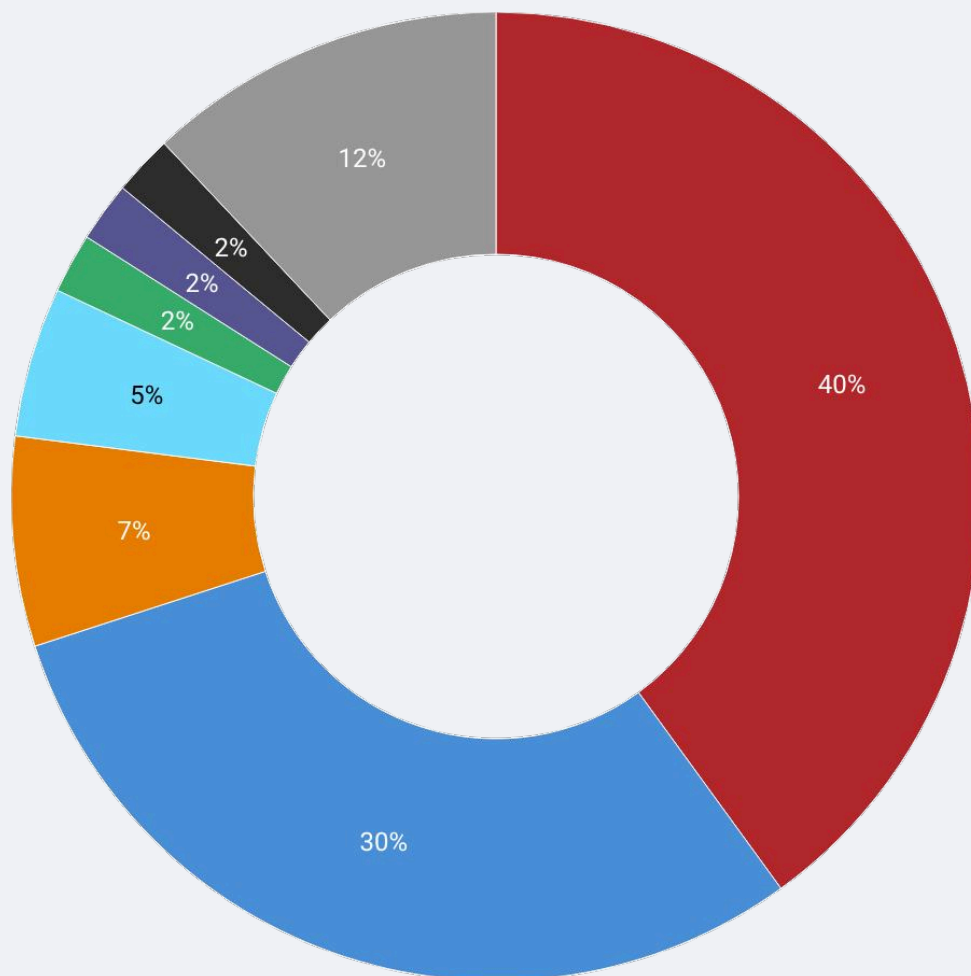
	Total	Female	Male	Other
Unweighted	930	463	420	47
Weighted	930	464	421	45

	18-34	35-49	50-64	65+
Unweighted	243	221	239	227
Weighted	245	222	238	225

	Atlantic	QC	ON	MB/SK	AB	BC
Unweighted	62	214	356	62	103	133
Weighted	62	213	356	63	104	132



If a Federal Election were held today, **which party*** would you vote for?



Legend: Liberal (Red), Conservative (Blue), NDP (Orange), Bloc (Light Blue), Green (Green), People's Party (Purple), Other (Grey), Undecided (Black)

*Respondents were provided Party + Leader Name (ie Liberals led by Mark Carney)



Weekly Federal Tracker

If a Federal Election were held today, which party would you vote for?

	Total	Female	Male	Other
Liberal	40 %	44 %	37 %	35 %
Conservative	30 %	28 %	31 %	31 %
NDP	7 %	7 %	6 %	12 %
BQ	5 %	4 %	6 %	6 %
Green	2 %	3 %	2 %	0 %
PPC	2 %	2 %	2 %	7 %
Other	2 %	2 %	2 %	2 %
Undecided	12 %	10 %	14 %	8 %

	18-34	35-49	50-64	65+
Liberal	35 %	41 %	43 %	43 %
Conservative	34 %	28 %	29 %	28 %
NDP	5 %	6 %	7 %	8 %
BQ	5 %	5 %	5 %	6 %
Green	3 %	3 %	2 %	1 %
PPC	3 %	1 %	1 %	2 %
Other	2 %	3 %	2 %	2 %
Undecided	12 %	13 %	11 %	11 %



Weekly Federal Tracker

If a Federal Election were held today, which party would you vote for?

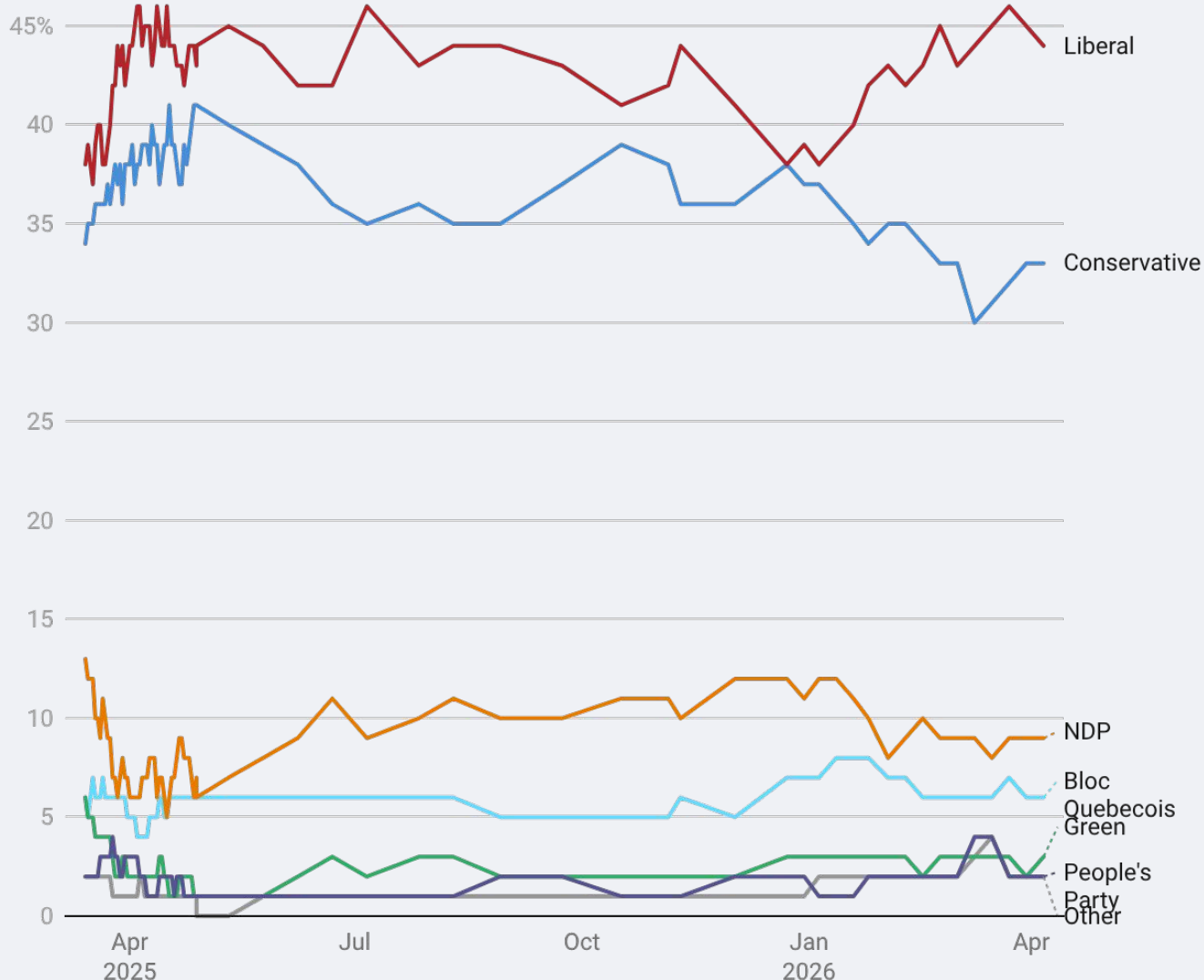
	Atlantic	QC	ON	MB/SK	AB	BC
Liberal	41 %	34 %	46 %	42 %	29 %	41 %
Conservati...	30 %	17 %	30 %	41 %	43 %	33 %
NDP	10 %	6 %	7 %	1 %	5 %	8 %
BQ	0 %	23 %	0 %	0 %	0 %	0 %
Green	3 %	3 %	1 %	5 %	5 %	3 %
PPC	2 %	1 %	2 %	5 %	2 %	2 %
Other	1 %	0 %	1 %	3 %	7 %	3 %
Undecided	12 %	16 %	12 %	4 %	8 %	10 %



Weekly Federal Tracker

If a Federal Election were held today, **which party would you vote for?**

Decided and Leaning



National Survey

April 7, 2026



Weekly Federal Tracker

If a Federal Election were held today, which party would you vote for?

	Total	Female	Male	Other
Liberal	44 %	47 %	41 %	40 %
Conservative	33 %	30 %	36 %	32 %
NDP	9 %	9 %	9 %	13 %
BQ	6 %	5 %	8 %	6 %
Green	3 %	3 %	3 %	0 %
PPC	2 %	2 %	2 %	7 %
Other	2 %	3 %	2 %	2 %

	18-34	35-49	50-64	65+
Liberal	38 %	46 %	47 %	46 %
Conservative	39 %	31 %	31 %	30 %
NDP	7 %	10 %	10 %	11 %
BQ	6 %	6 %	6 %	8 %
Green	4 %	3 %	3 %	1 %
PPC	4 %	1 %	1 %	2 %
Other	2 %	4 %	2 %	2 %



Weekly Federal Tracker

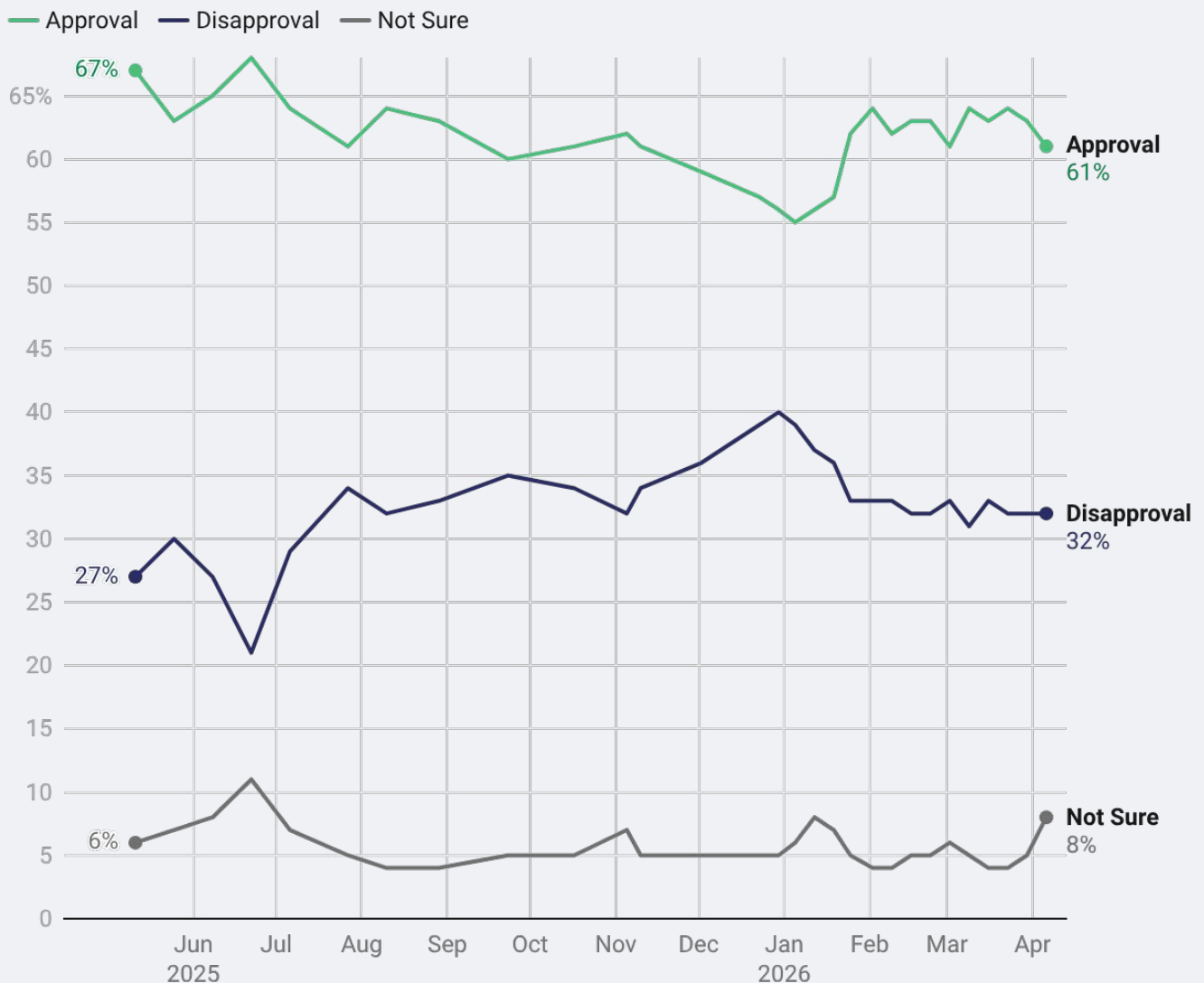
If a Federal Election were held today, which party would you vote for?

	Atlantic	QC	ON	MB/SK	AB	BC
Liberal	47 %	39 %	51 %	45 %	31 %	43 %
Conservati...	32 %	20 %	34 %	42 %	46 %	35 %
NDP	13 %	8 %	10 %	1 %	8 %	12 %
BQ	0 %	28 %	0 %	0 %	0 %	0 %
Green	3 %	3 %	1 %	5 %	5 %	4 %
PPC	2 %	1 %	2 %	5 %	3 %	2 %
Other	1 %	0 %	1 %	3 %	8 %	4 %



Weekly Federal Tracker

Do you **approve or disapprove of the job Mark Carney is doing** as Prime Minister of Canada?



National Survey

April 7, 2026



Weekly Federal Tracker

Do you approve or disapprove of the job Mark Carney is doing as Prime Minister of Canada?

	Total	Female	Male	Other
Approve	61 %	61 %	61 %	58 %
Disapprove	32 %	32 %	32 %	31 %
Not Sure	8 %	7 %	8 %	10 %

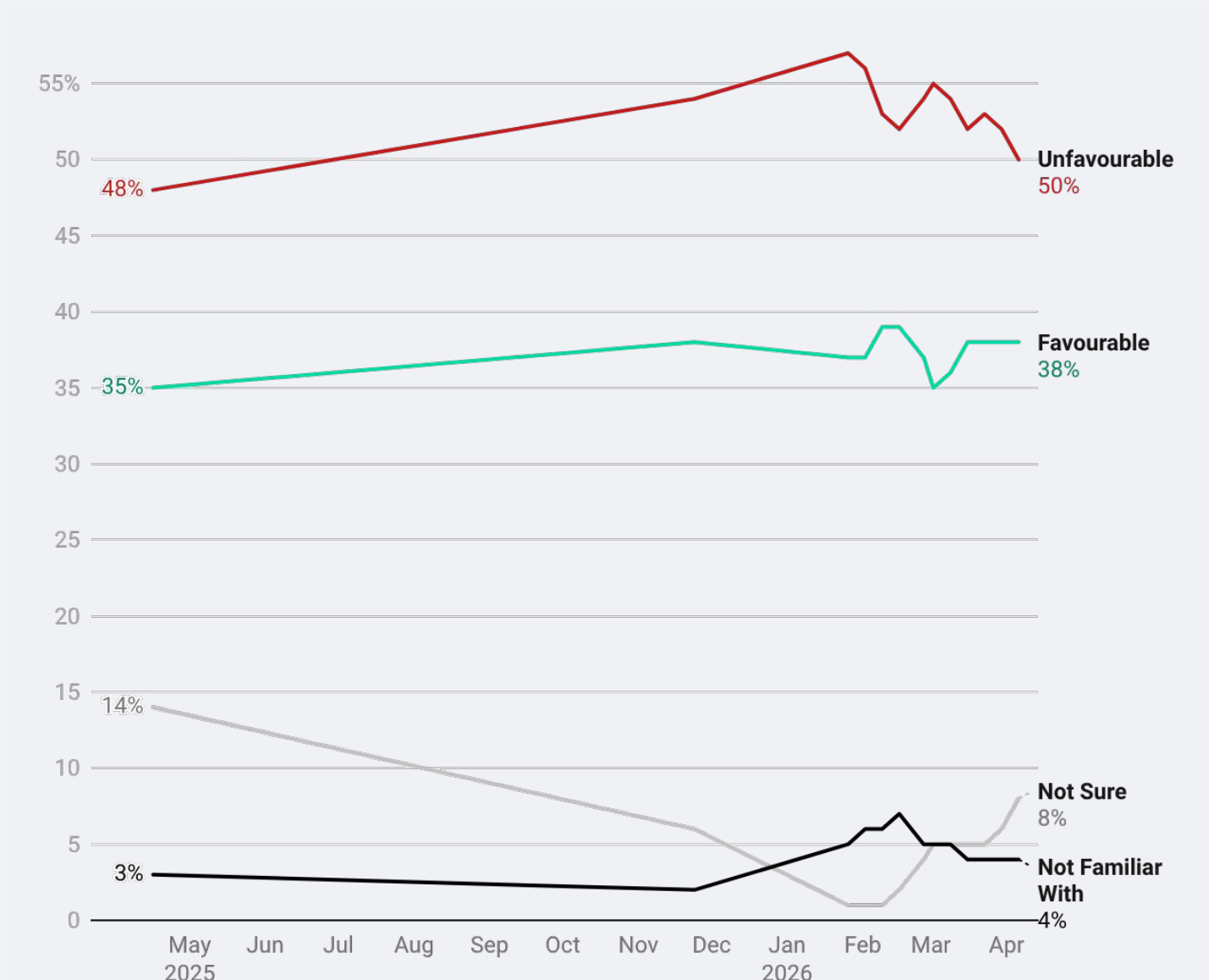
	18-34	35-49	50-64	65+
Approve	57 %	62 %	62 %	62 %
Disapprove	34 %	31 %	31 %	30 %
Not Sure	9 %	7 %	7 %	8 %

	Atlantic	QC	ON	MB/SK	AB	BC
Approve	62 %	65 %	64 %	46 %	55 %	55 %
Disapprove	23 %	30 %	29 %	47 %	36 %	36 %
Not Sure	16 %	4 %	7 %	7 %	9 %	9 %



Weekly Federal Tracker

Do you have a favourable or unfavourable **view** of Pierre Poilievre?



Weekly Federal Tracker

Do you have a favourable or unfavourable view of Pierre Poilievre?

	Total	Female	Male	Other
Favourable	38 %	35 %	41 %	37 %
Unfavourable	50 %	53 %	47 %	57 %
Not Sure	4 %	8 %	8 %	3 %
Not Familiar With	8 %	4 %	4 %	2 %

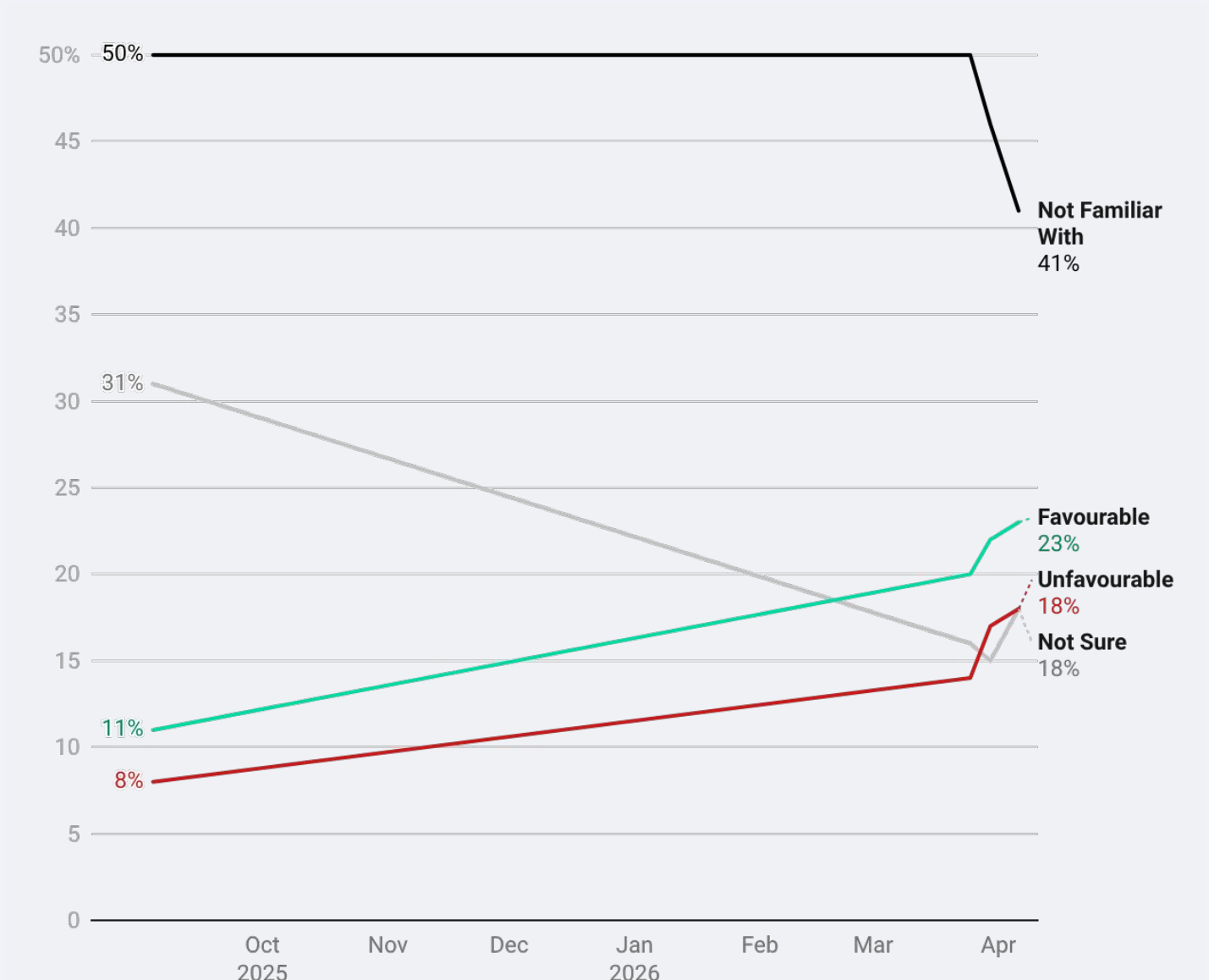
	18-34	35-49	50-64	65+
Favourable	43 %	43 %	36 %	29 %
Unfavourable	42 %	47 %	52 %	61 %
Not Sure	4 %	5 %	3 %	5 %
Not Familiar With	11 %	5 %	9 %	5 %

	Atlantic	QC	ON	MB/SK	AB	BC
Favourable	36 %	30 %	38 %	51 %	52 %	36 %
Unfavourable	54 %	60 %	48 %	37 %	37 %	54 %
Not Sure	4 %	4 %	4 %	5 %	4 %	6 %
Not Familiar With	5 %	7 %	10 %	8 %	7 %	5 %



Weekly Federal Tracker

Do you have a favourable or unfavourable **view** of **Avi Lewis**?



Weekly Federal Tracker

Do you have a favourable or unfavourable view of Avi Lewis?

	Total	Female	Male	Other
Favourable	23 %	24 %	21 %	16 %
Unfavourable	18 %	23 %	13 %	25 %
Not Sure	18 %	21 %	16 %	10 %
Not Familiar With	41 %	32 %	49 %	49 %

	18-34	35-49	50-64	65+
Favourable	22 %	22 %	23 %	23 %
Unfavourable	20 %	17 %	18 %	18 %
Not Sure	18 %	21 %	16 %	16 %
Not Familiar With	39 %	41 %	42 %	43 %

	Atlantic	QC	ON	MB/SK	AB	BC
Favourable	23 %	27 %	26 %	22 %	12 %	15 %
Unfavourable	22 %	11 %	21 %	23 %	37 %	6 %
Not Sure	24 %	13 %	20 %	10 %	22 %	20 %
Not Familiar With	31 %	50 %	34 %	45 %	29 %	58 %



Get in touch



liaison.ca



+1 416-483-2335



2586A Yonge Street, Second Floor
Toronto, Ontario