

The Toronto Pulse Check

Municipal Survey

April 17, 2026

Nobody's perfect.

Ontario Poll Accuracy

- 1st **Liaison**
- 2nd **Mainstreet**
- 3rd **Innovative**
- 4th **Research Co.**
- 5th **Forum**
- 6th **Abacus**
- 7th **Pallas**
- 8th **Leger**
- 9th **Nanos**
- 10th **Ipsos**
- 11th **Relay Strategies**

Federal Poll Accuracy

- 1st **Mainstreet**
- 2nd **Liaison**
- 3rd **Angus Reid**
- 4th **Cardinal**
- 5th **Nanos**
- 6th **Research Co.**
- 7th **Pallas**
- 8th **Leger**
- 9th **Forum**
- 10th **Ipsos**
- 11th **Abacus**

There's no tougher race than an election campaign. Shifting headlines, commentaries on leadership debates, and millions of voters changing their minds right up to the last minute. In the most recent 2025 elections, the accuracy of Liaison's polls ranked 1st provincially and 2nd federally. Next race, who knows? There's always room to improve. **Even at Liaison.**

Methodology

Liaison surveyed a random sample of 1000 Torontonians from **April 12th to April 13th, 2026**, using Interactive Voice Recording (IVR) technology. To ensure a representative sample, participants were reached through random digit dialing (RDD) across both landline and cellular phone networks.

The resulting data was weighted to match targets based on the 2021 Census. For the total sample, the **margin of error is ± 3.1** percentage points, 19 times out of 20, though this margin is higher for sub-samples. Additionally, results may not add up to 100% due to rounding.



The Toronto Pulse Check

All Voters

	Total	Female	Male	Other
Unweighted	1000	496	453	50
Weighted	1000	496	453	51

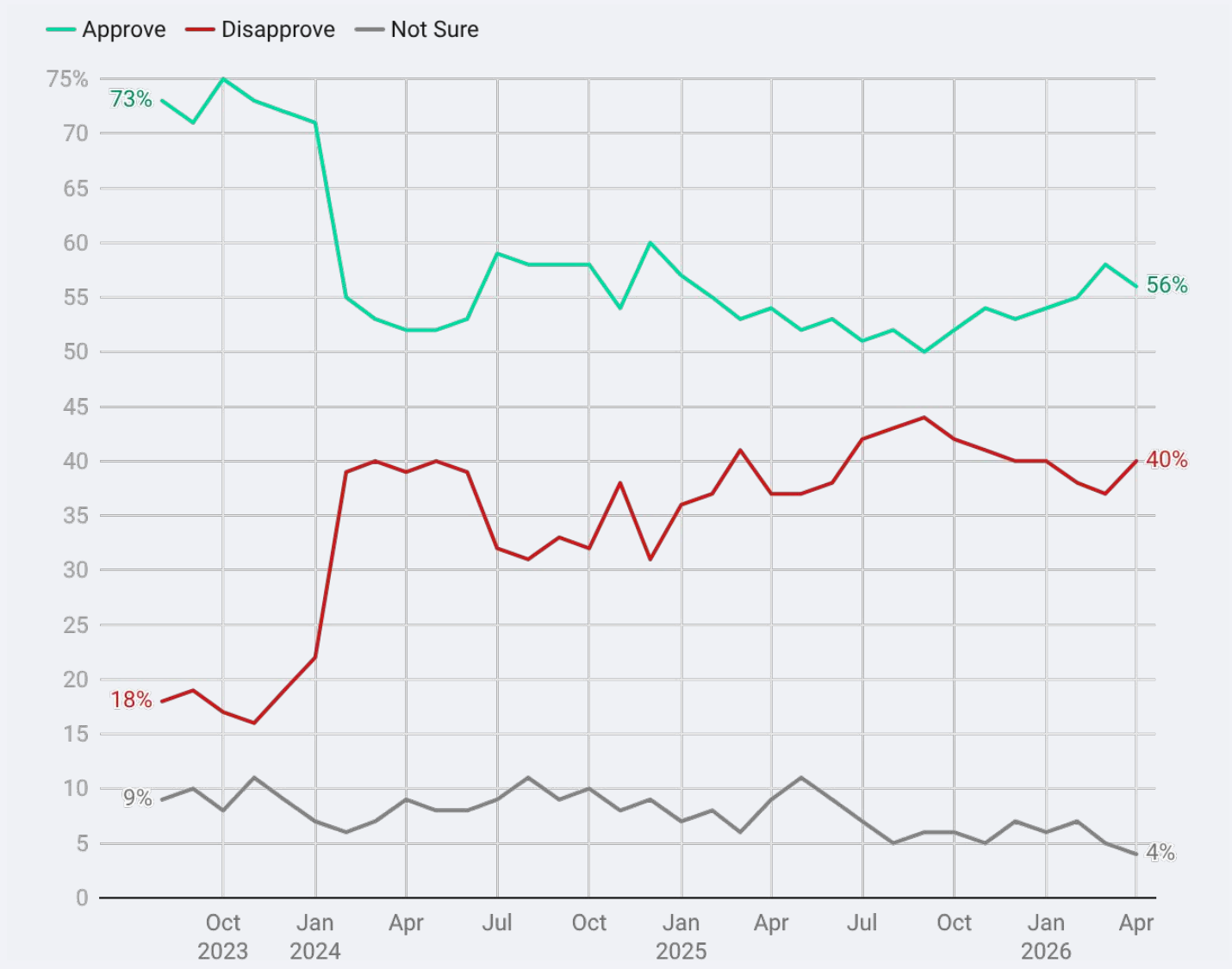
	18-34	35-49	50-64	65+
Unweighted	341	244	219	197
Weighted	342	243	220	195

	Downtown	Etobicoke	North York	Scarborough
Unweighted	323	128	337	212
Weighted	325	130	335	210



The Toronto Pulse Check

Olivia Chow Mayoral Approval



The Toronto Pulse Check

Olivia Chow Mayoral Approval

	Total	Female	Male	Other
Approve	56 %	59 %	54 %	48 %
Disapprove	40 %	37 %	42 %	48 %
Not Sure	4 %	4 %	4 %	4 %

	18-34	35-49	50-64	65+
Approve	60 %	55 %	52 %	56 %
Disapprove	37 %	41 %	44 %	39 %
Not Sure	3 %	4 %	4 %	5 %

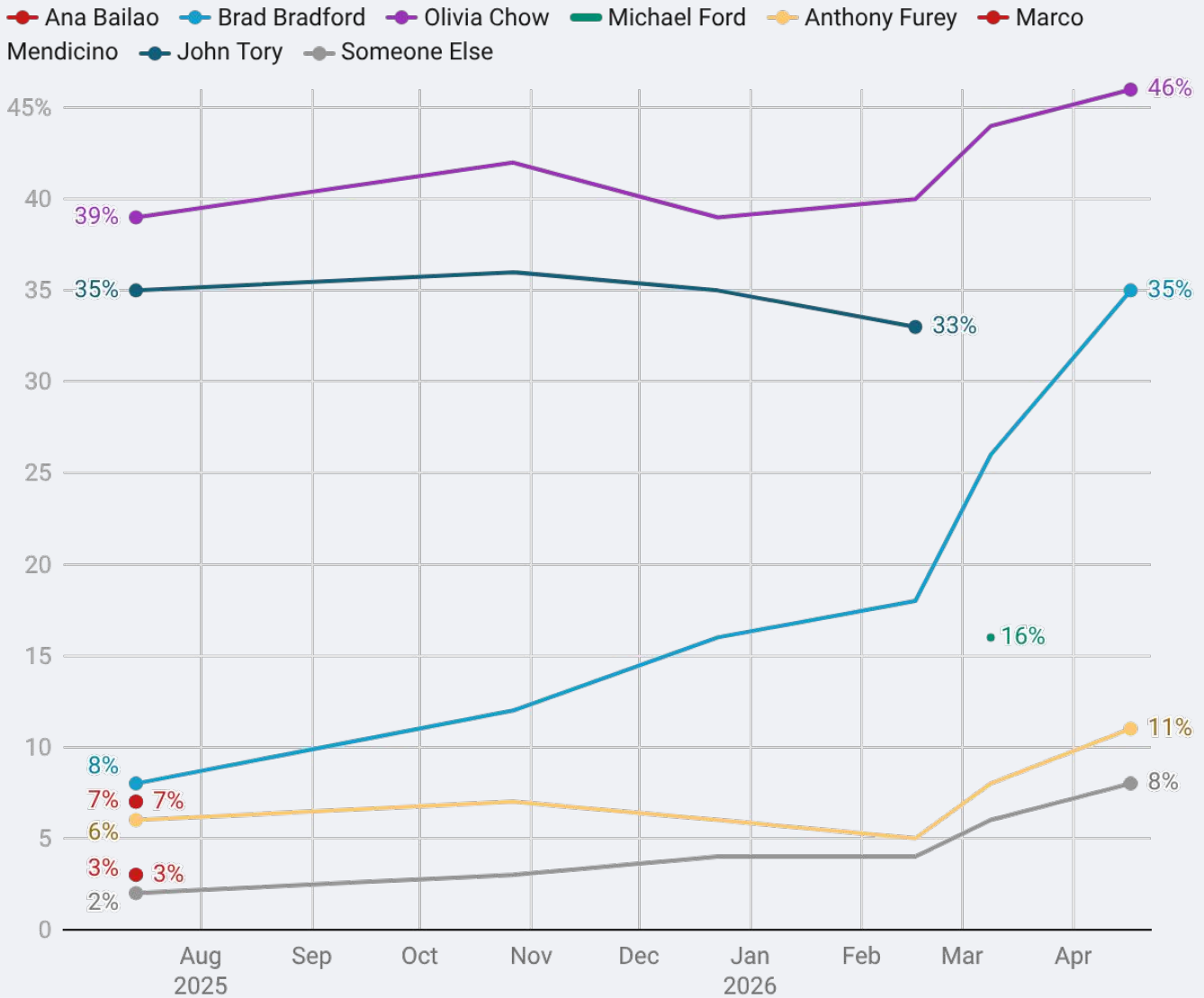
	Downtown	Etobicoke	North York	Scarborough
Approve	67 %	32 %	55 %	56 %
Disapprove	29 %	66 %	40 %	40 %
Not Sure	4 %	2 %	5 %	3 %



The Toronto Pulse Check

If an election were held today, for whom would you cast your vote for mayor?

Decided and Leaning



Municipal Survey

April 17, 2026



The Toronto Pulse Check

If an election were held today, for whom would you cast your vote for mayor?

	Total	Female	Male	Other
Bradford	26 %	24 %	28 %	26 %
Chow	34 %	36 %	33 %	23 %
Furey	8 %	8 %	8 %	6 %
Someone Else	6 %	4 %	7 %	12 %
Undecided	26 %	28 %	24 %	33 %

	18-34	35-49	50-64	65+
Bradford	30 %	26 %	25 %	20 %
Chow	29 %	33 %	35 %	41 %
Furey	9 %	9 %	7 %	6 %
Someone Else	5 %	7 %	9 %	3 %
Undecided	27 %	25 %	23 %	31 %

	Downtown	Etobicoke	North York	Scarborough
Bradford	28 %	29 %	26 %	21 %
Chow	40 %	23 %	34 %	31 %
Furey	7 %	4 %	10 %	8 %
Someone Else	6 %	11 %	5 %	4 %
Undecided	20 %	33 %	25 %	35 %



The Toronto Pulse Check

If an election were held today, for whom would you cast your vote for mayor? **(Decided and Leaning)**

	Total	Female	Male	Other
Bradford	35 %	33 %	37 %	39 %
Chow	46 %	50 %	43 %	35 %
Furey	11 %	11 %	10 %	9 %
Someone Else	8 %	6 %	9 %	17 %

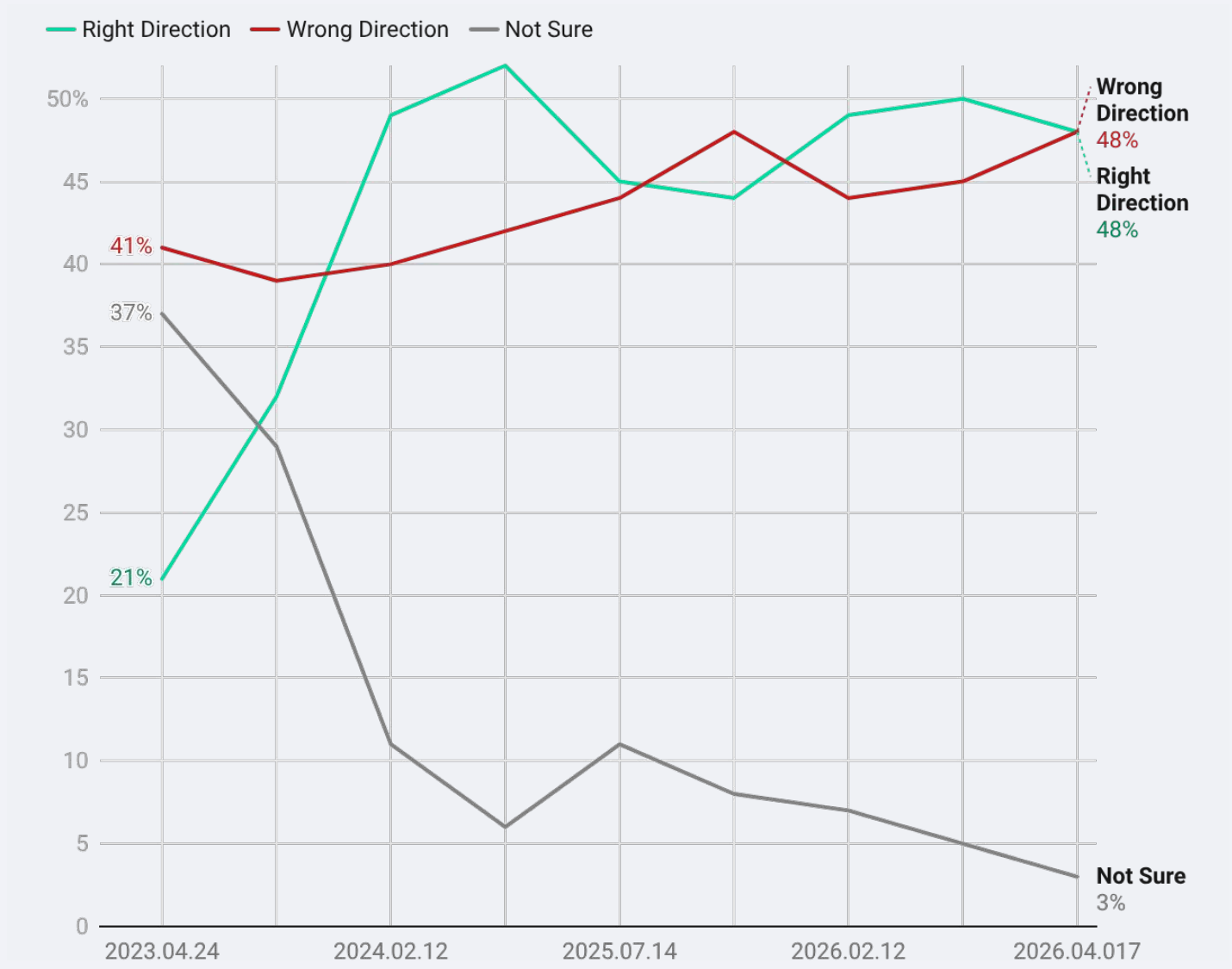
	18-34	35-49	50-64	65+
Bradford	41 %	35 %	33 %	28 %
Chow	40 %	44 %	46 %	59 %
Furey	12 %	12 %	10 %	8 %
Someone Else	7 %	9 %	12 %	5 %

	Downtown	Etobicoke	North York	Scarborough
Bradford	35 %	43 %	34 %	33 %
Chow	49 %	35 %	45 %	48 %
Furey	9 %	6 %	14 %	12 %
Someone Else	7 %	16 %	7 %	7 %



The Toronto Pulse Check

Direction of the City



The Toronto Pulse Check

Direction of the City

	Total	Female	Male	Other
Right Direction	48 %	47 %	51 %	34 %
Wrong Direction	48 %	49 %	45 %	61 %
Not Sure	3 %	3 %	4 %	5 %

	18-34	35-49	50-64	65+
Right Direction	45 %	49 %	52 %	49 %
Wrong Direction	51 %	49 %	41 %	50 %
Not Sure	4 %	3 %	7 %	1 %

	Downtown	Etobicoke	North York	Scarborough
Right Direction	55 %	36 %	47 %	47 %
Wrong Direction	41 %	60 %	50 %	49 %
Not Sure	3 %	4 %	3 %	4 %



Context

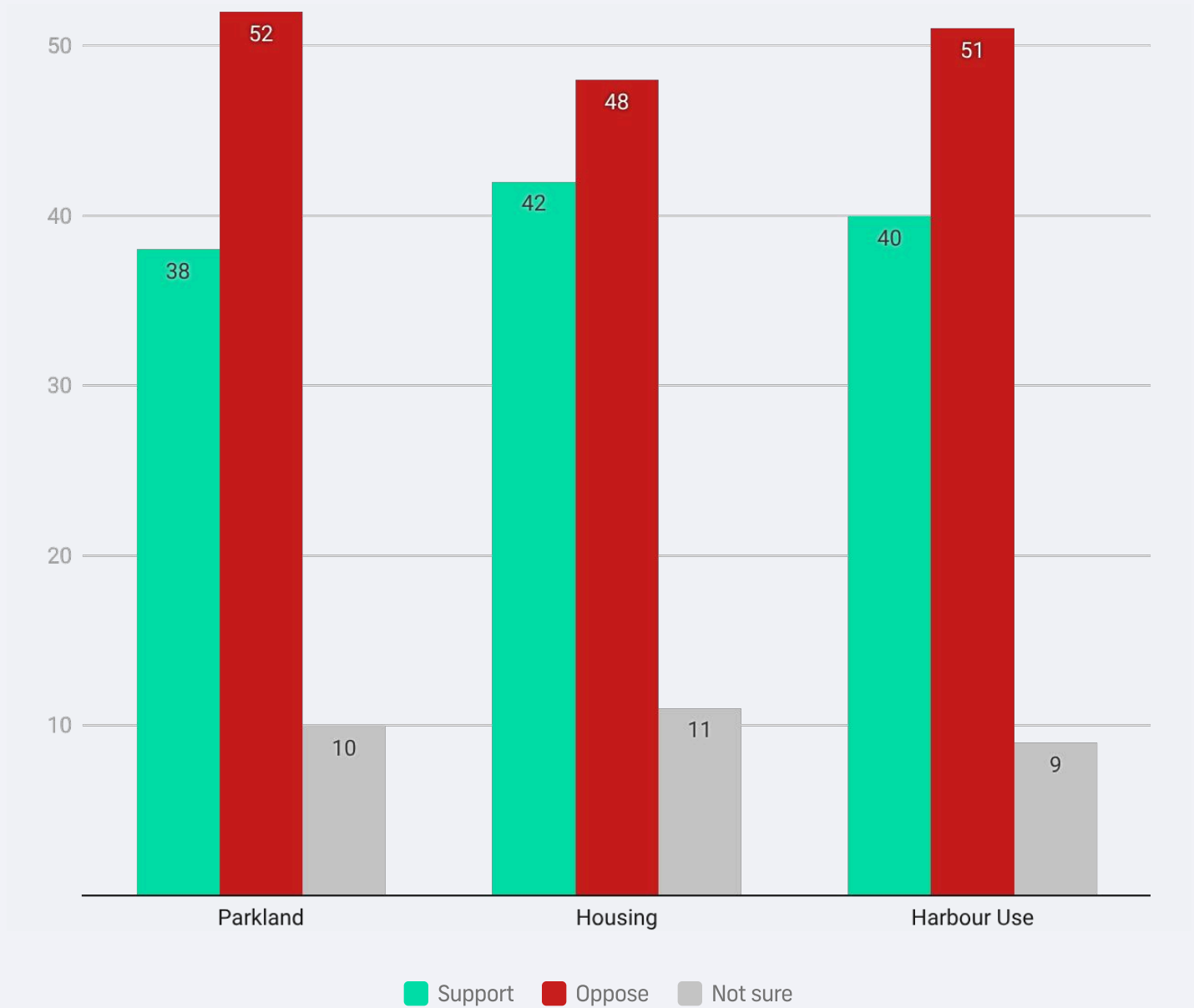
We have some questions for you about Billy Bishop Airport, also known as the island airport.

Currently, turboprop aircraft and propeller-driven planes are allowed to fly in and out of the airport and there has been discussion about expanding the airport to accommodate jets...



The Toronto Pulse Check

Would you support or oppose expanding the airport if it required sacrificing...



The Toronto Pulse Check

Would you support or oppose expanding the airport if it required sacrificing **parkland**...

	Total	Female	Male	Other
Support	38 %	37 %	39 %	35 %
Oppose	52 %	53 %	52 %	53 %
Not Sure	10 %	10 %	9 %	12 %

	18-34	35-49	50-64	65+
Support	47 %	40 %	28 %	30 %
Oppose	42 %	51 %	62 %	61 %
Not Sure	11 %	10 %	9 %	9 %

	Downtown	Etobicoke	North York	Scarborough
Support	25 %	46 %	46 %	44 %
Oppose	66 %	42 %	45 %	45 %
Not Sure	9 %	11 %	9 %	11 %



The Toronto Pulse Check

Would you support or oppose expanding the airport if it required sacrificing **housing**...

	Total	Female	Male	Other
Support	42 %	39 %	45 %	41 %
Oppose	48 %	51 %	44 %	51 %
Not Sure	11 %	11 %	11 %	8 %

	18-34	35-49	50-64	65+
Support	48 %	43 %	37 %	34 %
Oppose	39 %	47 %	53 %	57 %
Not Sure	13 %	10 %	10 %	9 %

	Downtown	Etobicoke	North York	Scarborough
Support	28 %	54 %	48 %	50 %
Oppose	61 %	39 %	40 %	39 %
Not Sure	11 %	7 %	12 %	10 %



The Toronto Pulse Check

Would you support or oppose expanding the airport if it required sacrificing **harbour use**...

	Total	Female	Male	Other
Support	40 %	38 %	42 %	39 %
Oppose	51 %	54 %	47 %	52 %
Not Sure	9 %	8 %	10 %	9 %

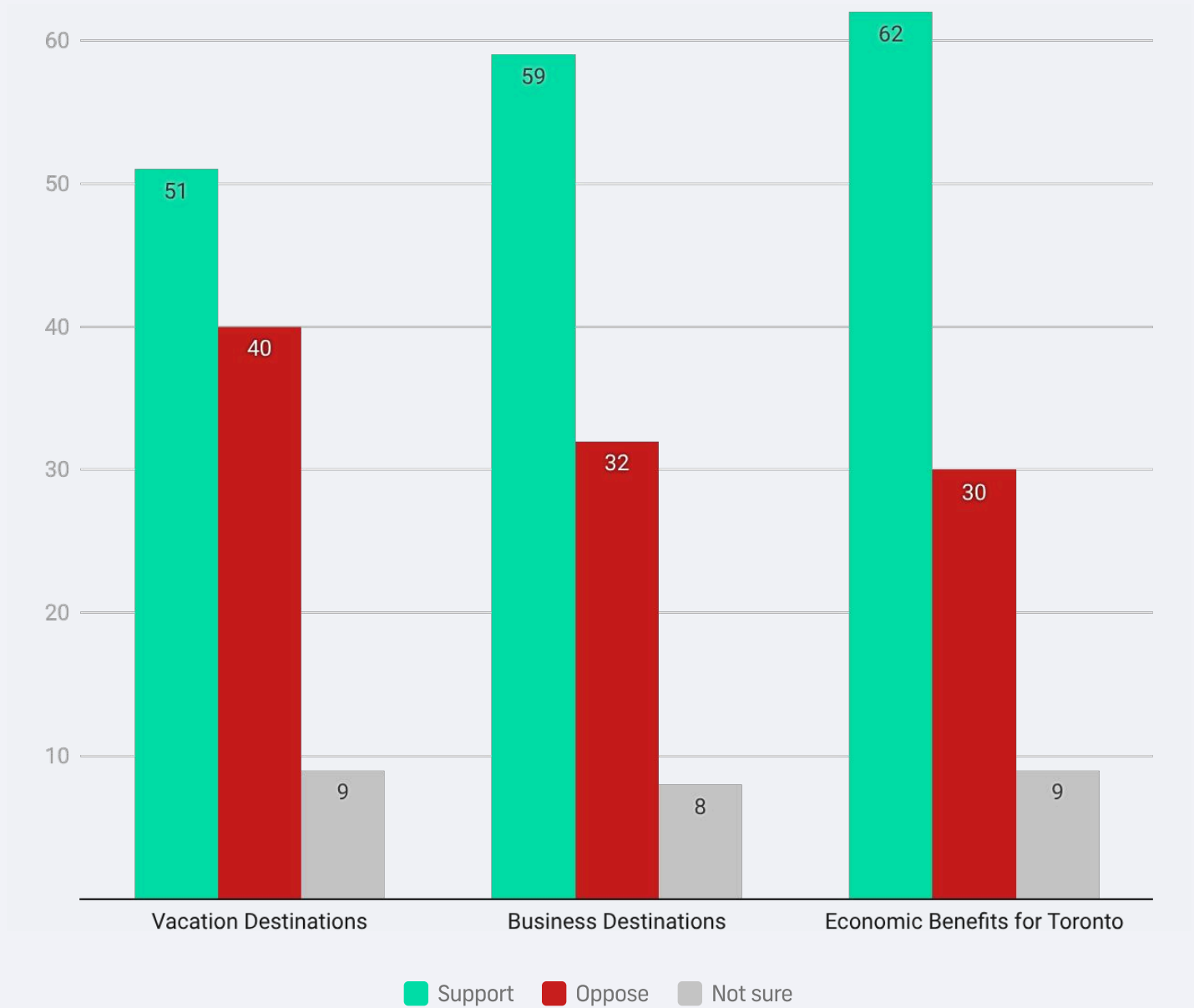
	18-34	35-49	50-64	65+
Support	49 %	39 %	39 %	28 %
Oppose	46 %	50 %	53 %	58 %
Not Sure	5 %	11 %	8 %	13 %

	Downtown	Etobicoke	North York	Scarborough
Support	26 %	48 %	51 %	45 %
Oppose	65 %	45 %	38 %	47 %
Not Sure	8 %	7 %	11 %	8 %



The Toronto Pulse Check

Would you support or oppose expanding the airport if it meant access to more...



The Toronto Pulse Check

Would you support or oppose expanding the airport if it meant access to more **vacation destinations**...

	Total	Female	Male	Other
Support	51 %	47 %	55 %	50 %
Oppose	40 %	43 %	37 %	36 %
Not Sure	9 %	10 %	8 %	14 %

	18-34	35-49	50-64	65+
Support	60 %	49 %	48 %	40 %
Oppose	30 %	41 %	42 %	53 %
Not Sure	10 %	10 %	10 %	7 %

	Downtown	Etobicoke	North York	Scarborough
Support	36 %	58 %	64 %	54 %
Oppose	55 %	33 %	28 %	34 %
Not Sure	9 %	9 %	8 %	12 %



The Toronto Pulse Check

Would you support or oppose expanding the airport if it meant access to more **business destinations**...

	Total	Female	Male	Other
Support	59 %	59 %	60 %	52 %
Oppose	32 %	32 %	31 %	37 %
Not Sure	8 %	8 %	8 %	11 %

	18-34	35-49	50-64	65+
Support	62 %	60 %	59 %	56 %
Oppose	29 %	31 %	35 %	36 %
Not Sure	10 %	10 %	6 %	8 %

	Downtown	Etobicoke	North York	Scarborough
Support	47 %	68 %	69 %	62 %
Oppose	45 %	25 %	21 %	30 %
Not Sure	8 %	7 %	10 %	8 %



The Toronto Pulse Check

Would you support or oppose expanding the airport if it meant access to **more economic benefits for Toronto...**

	Total	Female	Male	Other
Support	62 %	60 %	64 %	58 %
Oppose	30 %	32 %	27 %	30 %
Not Sure	9 %	8 %	10 %	12 %

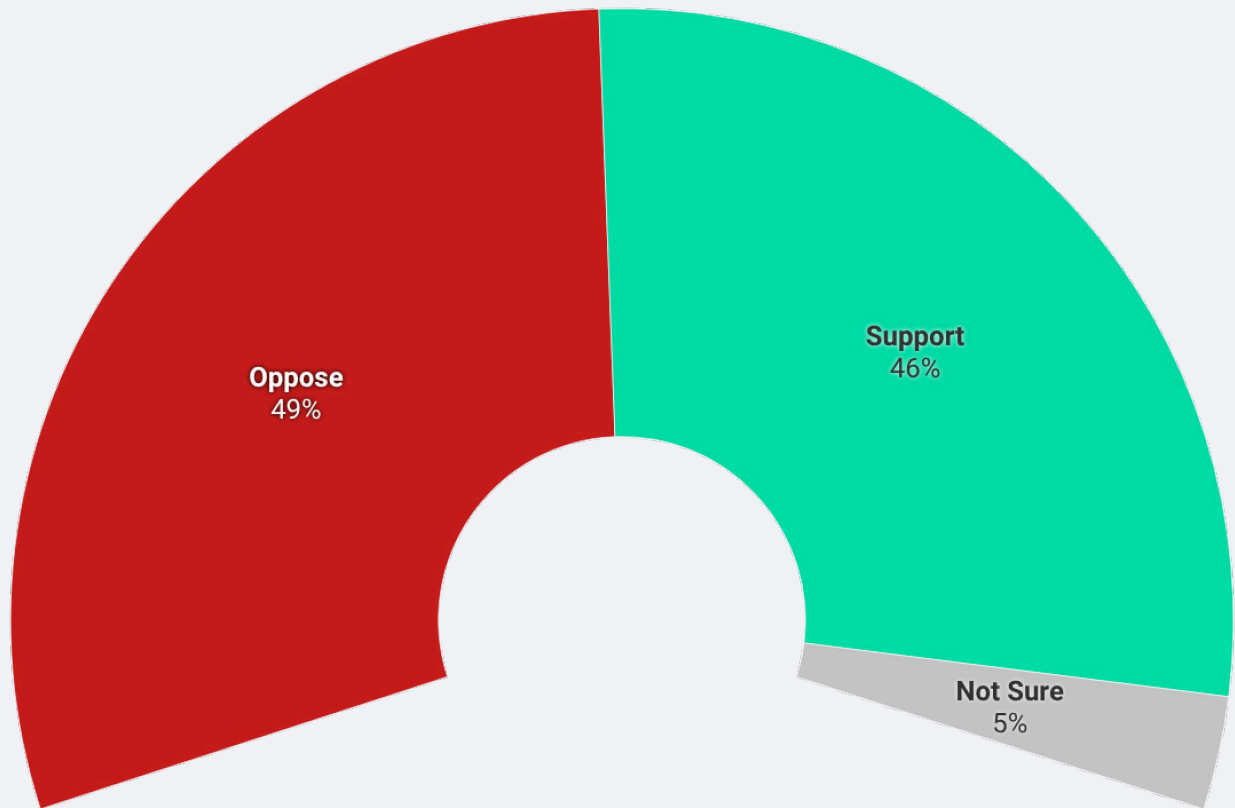
	18-34	35-49	50-64	65+
Support	69 %	57 %	54 %	63 %
Oppose	23 %	31 %	36 %	32 %
Not Sure	8 %	12 %	10 %	5 %

	Downtown	Etobicoke	North York	Scarborough
Support	48 %	72 %	70 %	68 %
Oppose	46 %	16 %	21 %	21 %
Not Sure	6 %	12 %	10 %	11 %



The Toronto Pulse Check

Overall, given everything you have seen, read or heard, do you support or oppose adding jets to Billy Bishop Airport?



The Toronto Pulse Check

Overall, given everything you have seen, read or heard, do you support or oppose adding jets to Billy Bishop Airport?

	Total	Female	Male	Other
Support	46 %	47 %	45 %	47 %
Oppose	49 %	48 %	50 %	47 %
Not Sure	5 %	4 %	5 %	6 %

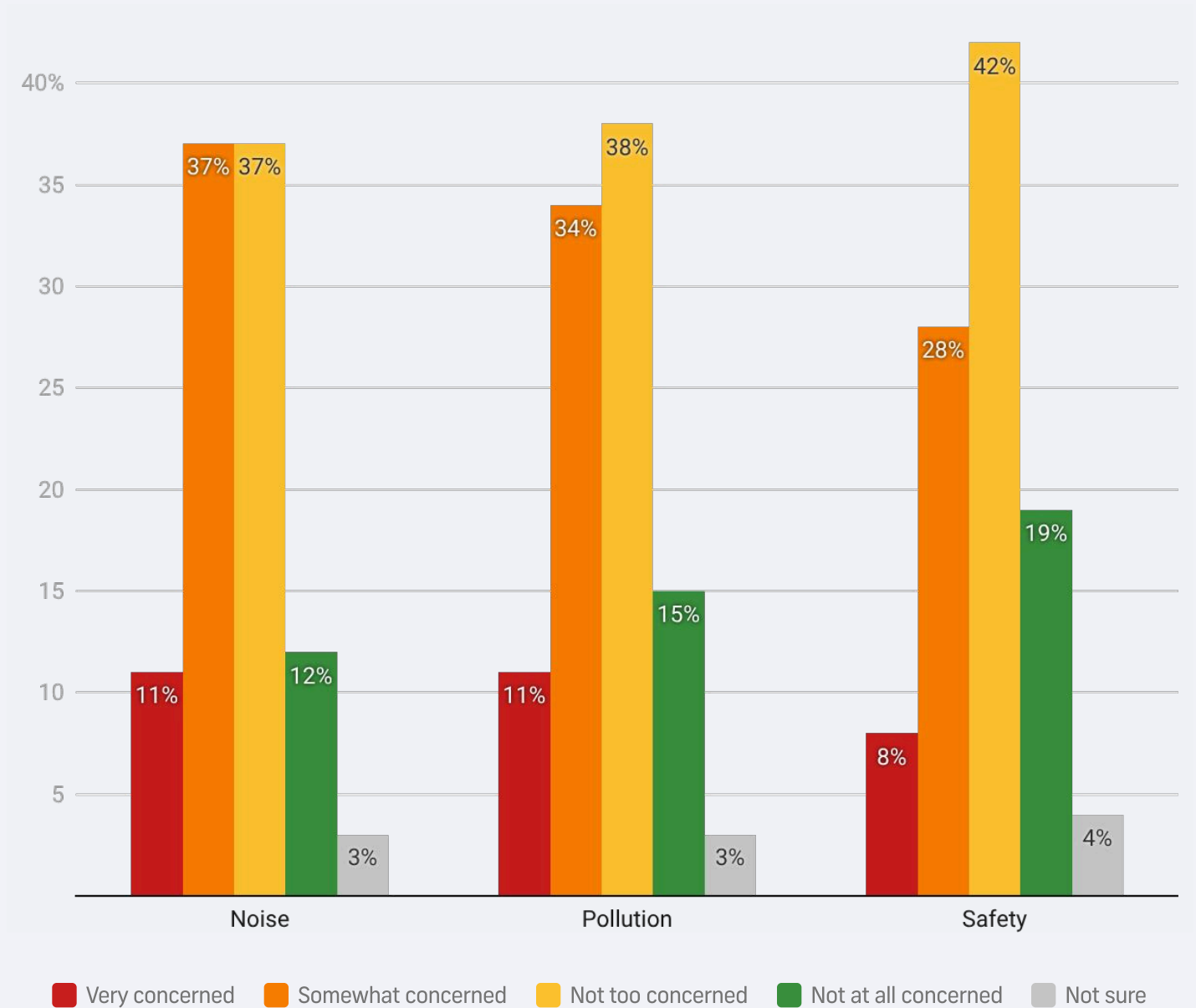
	18-34	35-49	50-64	65+
Support	53 %	47 %	42 %	38 %
Oppose	44 %	49 %	50 %	56 %
Not Sure	3 %	4 %	8 %	6 %

	Downtown	Etobicoke	North York	Scarborough
Support	35 %	58 %	56 %	45 %
Oppose	60 %	39 %	40 %	49 %
Not Sure	5 %	3 %	5 %	6 %



The Toronto Pulse Check

How concerned are you about the following if the airport expands:



The Toronto Pulse Check

How concerned are you about **noise** if the airport expands:

	Total	Female	Male	Other
Very Concerned	11 %	12 %	10 %	12 %
Somewhat Concerned	37 %	38 %	34 %	48 %
Not Too Concerned	37 %	37 %	39 %	26 %
Not At All Concerned	12 %	10 %	14 %	11 %
Not Sure	3 %	3 %	2 %	2 %

	18-34	35-49	50-64	65+
Very Concerned	7 %	13 %	14 %	13 %
Somewhat Concerned	28 %	39 %	37 %	48 %
Not Too Concerned	41 %	38 %	38 %	29 %
Not At All Concerned	20 %	9 %	7 %	8 %
Not Sure	4 %	1 %	3 %	1 %

	Downtown	Etobicoke	North York	Scarborough
Very Concerned	21 %	3 %	6 %	6 %
Somewhat Concerned	46 %	28 %	36 %	26 %
Not Too Concerned	25 %	49 %	42 %	45 %
Not At All Concerned	5 %	18 %	13 %	20 %
Not Sure	3 %	2 %	2 %	3 %



The Toronto Pulse Check

How concerned are you about **pollution** if the airport expands:

	Total	Female	Male	Other
Very Concerned	11 %	11 %	10 %	14 %
Somewhat Concerned	34 %	35 %	30 %	46 %
Not Too Concerned	38 %	40 %	36 %	27 %
Not At All Concerned	15 %	11 %	20 %	8 %
Not Sure	3 %	2 %	4 %	5 %

	18-34	35-49	50-64	65+
Very Concerned	7 %	14 %	9 %	15 %
Somewhat Concerned	28 %	28 %	45 %	38 %
Not Too Concerned	45 %	37 %	32 %	31 %
Not At All Concerned	16 %	18 %	12 %	13 %
Not Sure	3 %	3 %	2 %	4 %

	Downtown	Etobicoke	North York	Scarborough
Very Concerned	22 %	7 %	3 %	3 %
Somewhat Concerned	45 %	27 %	28 %	25 %
Not Too Concerned	25 %	42 %	49 %	42 %
Not At All Concerned	6 %	21 %	18 %	24 %
Not Sure	2 %	3 %	3 %	5 %



The Toronto Pulse Check

How concerned are you about **safety** if the airport expands:

	Total	Female	Male	Other
Very Concerned	8 %	10 %	6 %	2 %
Somewhat Concerned	28 %	27 %	28 %	36 %
Not Too Concerned	42 %	40 %	44 %	34 %
Not At All Concerned	19 %	18 %	19 %	23 %
Not Sure	4 %	4 %	3 %	5 %

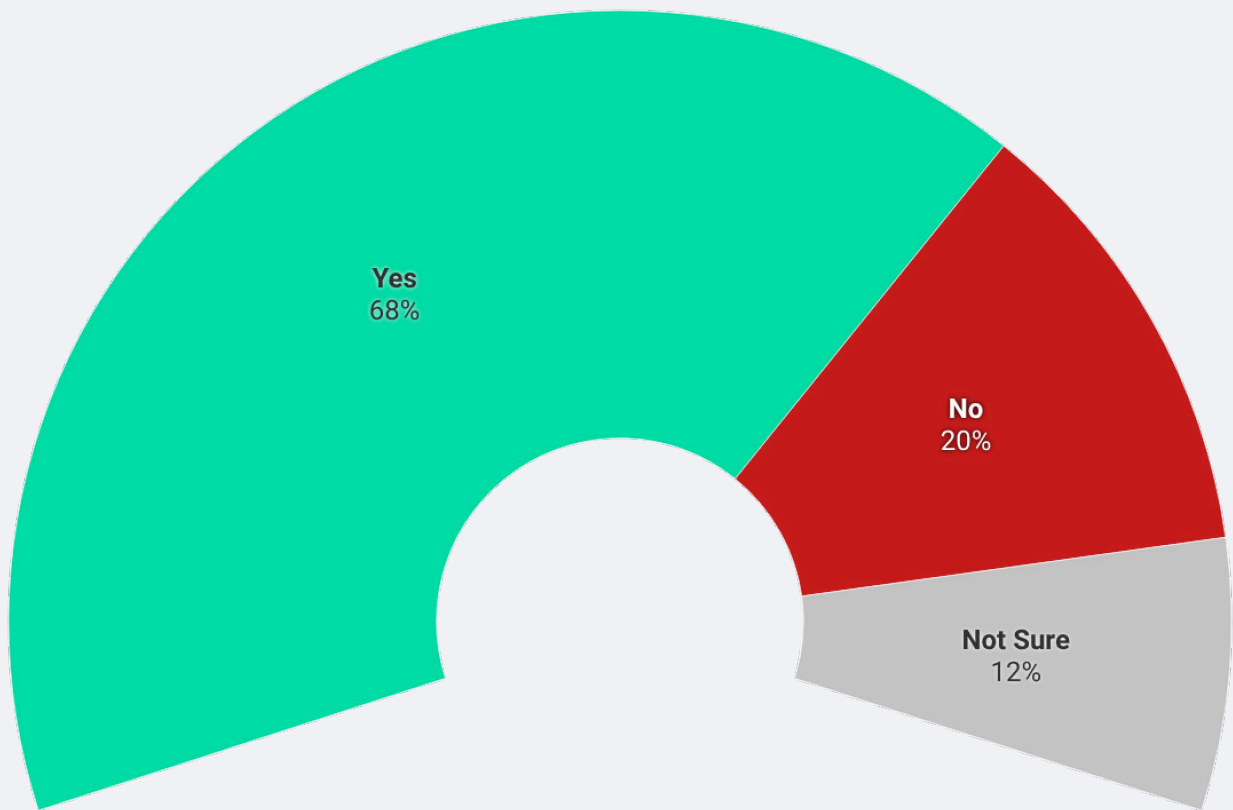
	18-34	35-49	50-64	65+
Very Concerned	5 %	5 %	10 %	14 %
Somewhat Concerned	20 %	29 %	34 %	31 %
Not Too Concerned	43 %	46 %	38 %	38 %
Not At All Concerned	27 %	16 %	16 %	11 %
Not Sure	4 %	4 %	2 %	5 %

	Downtown	Etobicoke	North York	Scarborough
Very Concerned	18 %	1 %	2 %	3 %
Somewhat Concerned	38 %	18 %	25 %	18 %
Not Too Concerned	34 %	51 %	47 %	43 %
Not At All Concerned	7 %	24 %	23 %	33 %
Not Sure	3 %	6 %	4 %	4 %



The Toronto Pulse Check

In your opinion, should the City of Toronto have a say in whether jets are allowed at Billy Bishop Airport?



The Toronto Pulse Check

In your opinion, should the City of Toronto have a say in whether jets are allowed at Billy Bishop Airport?

	Total	Female	Male	Other
Yes	68 %	66 %	70 %	72 %
No	20 %	23 %	17 %	17 %
Not Sure	12 %	11 %	13 %	11 %

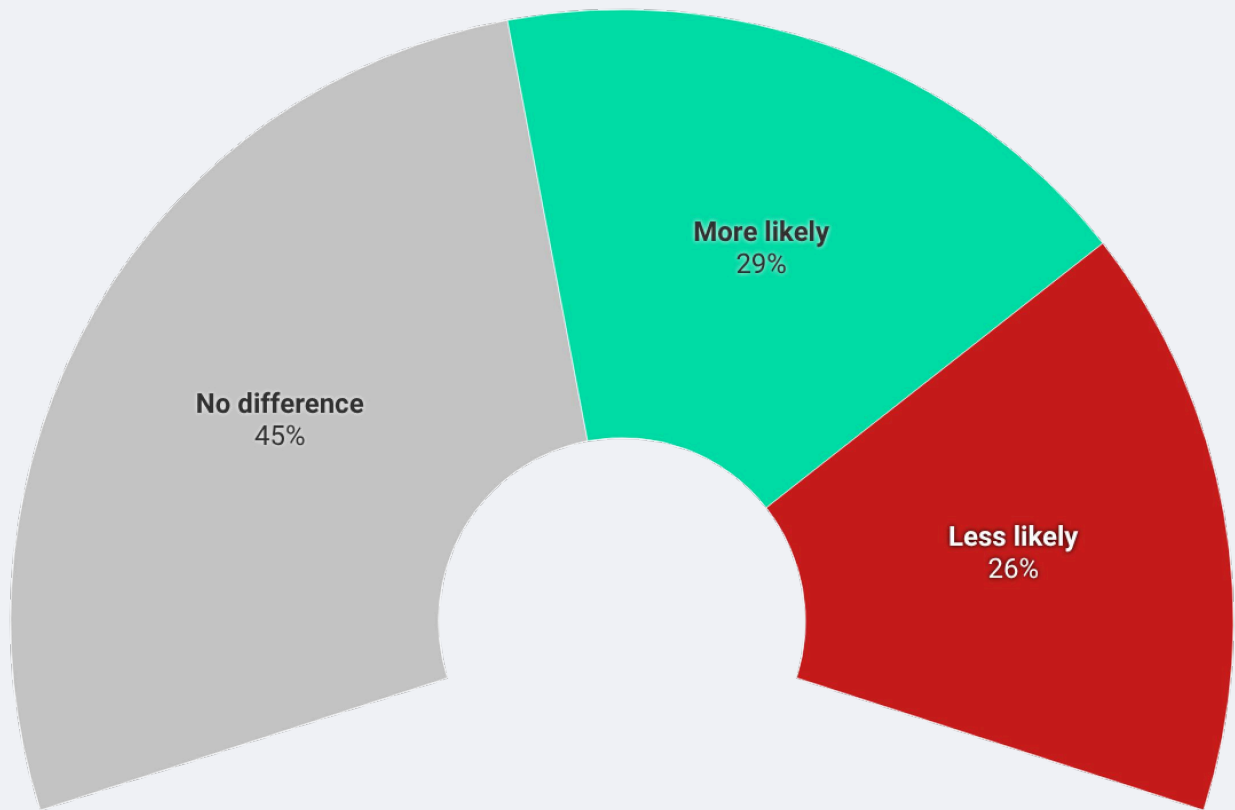
	18-34	35-49	50-64	65+
Yes	70 %	67 %	69 %	64 %
No	19 %	21 %	19 %	21 %
Not Sure	11 %	13 %	11 %	14 %

	Downtown	Etobicoke	North York	Scarborough
Yes	68 %	66 %	68 %	70 %
No	20 %	18 %	20 %	19 %
Not Sure	12 %	16 %	11 %	11 %



The Toronto Pulse Check

Are you more or less likely to support a candidate who opposed jet service at Billy Bishop Airport, or does it make no difference?



The Toronto Pulse Check

Are you more or less likely to support a candidate who opposed jet service at Billy Bishop Airport, or does it make no difference?

	Total	Female	Male	Other
More Likely	29 %	28 %	29 %	39 %
Less Likely	26 %	25 %	27 %	24 %
No Difference	45 %	47 %	45 %	37 %

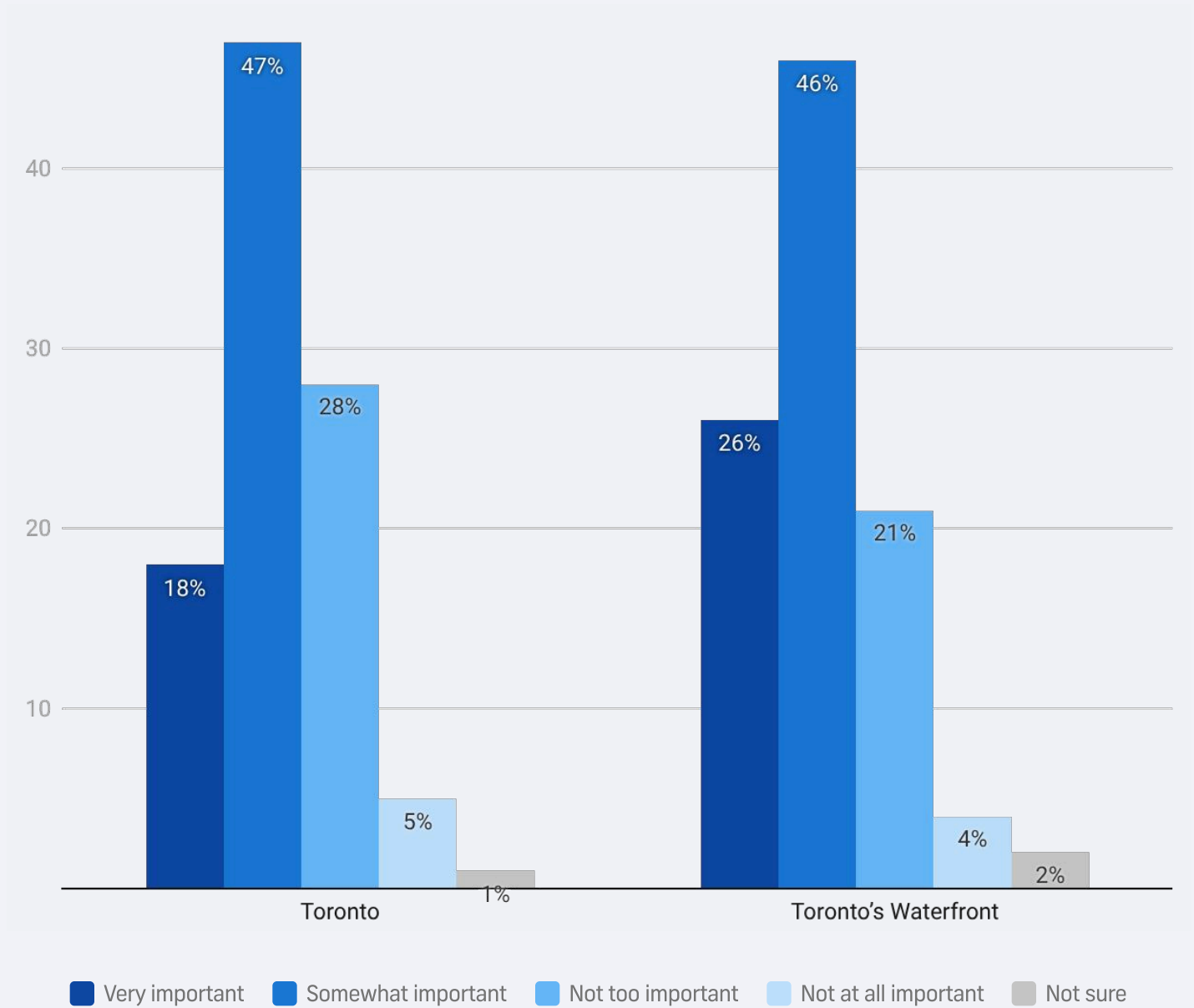
	18-34	35-49	50-64	65+
More Likely	29 %	29 %	30 %	28 %
Less Likely	29 %	26 %	25 %	21 %
No Difference	42 %	45 %	45 %	52 %

	Downtown	Etobicoke	North York	Scarborough
More Likely	40 %	23 %	25 %	18 %
Less Likely	19 %	31 %	29 %	32 %
No Difference	42 %	45 %	46 %	49 %



The Toronto Pulse Check

How important do you believe this issue is for the future of...



The Toronto Pulse Check

How important do you believe this issue is for the future of **Toronto**...

	Total	Female	Male	Other
Very Important	18 %	17 %	19 %	23 %
Somewhat Important	47 %	49 %	46 %	43 %
Not Too Important	28 %	28 %	28 %	23 %
Not At All Important	5 %	4 %	6 %	8 %
Not Sure	1 %	2 %	1 %	3 %

	18-34	35-49	50-64	65+
Very Important	16 %	19 %	21 %	19 %
Somewhat Important	48 %	45 %	46 %	50 %
Not Too Important	30 %	29 %	25 %	27 %
Not At All Important	5 %	6 %	5 %	3 %
Not Sure	1 %	1 %	2 %	2 %

	Downtown	Etobicoke	North York	Scarborough
Very Important	22 %	18 %	16 %	14 %
Somewhat Important	50 %	45 %	44 %	49 %
Not Too Important	22 %	31 %	33 %	29 %
Not At All Important	4 %	3 %	5 %	6 %
Not Sure	1 %	3 %	1 %	2 %



The Toronto Pulse Check

How important do you believe this issue is for the future of **Toronto's Waterfront...**

	Total	Female	Male	Other
Very Important	26 %	28 %	25 %	23 %
Somewhat Important	46 %	47 %	46 %	44 %
Not Too Important	21 %	19 %	23 %	24 %
Not At All Important	4 %	4 %	4 %	6 %
Not Sure	2 %	2 %	1 %	3 %

	18-34	35-49	50-64	65+
Very Important	26 %	28 %	25 %	27 %
Somewhat Important	43 %	46 %	49 %	49 %
Not Too Important	22 %	20 %	23 %	20 %
Not At All Important	8 %	4 %	1 %	3 %
Not Sure	2 %	2 %	2 %	1 %

	Downtown	Etobicoke	North York	Scarborough
Very Important	30 %	24 %	23 %	26 %
Somewhat Important	47 %	41 %	47 %	46 %
Not Too Important	18 %	26 %	23 %	21 %
Not At All Important	3 %	5 %	5 %	5 %
Not Sure	2 %	3 %	2 %	1 %



Get in touch



liaison.ca



+1 416-483-2335



2586A Yonge Street, Second Floor
Toronto, Ontario