

Weekly Federal Tracker

National Survey

May 4, 2026

Nobody's perfect.

Ontario Poll Accuracy

- 1st **Liaison**
- 2nd **Mainstreet**
- 3rd **Innovative**
- 4th **Research Co.**
- 5th **Forum**
- 6th **Abacus**
- 7th **Pallas**
- 8th **Leger**
- 9th **Nanos**
- 10th **Ipsos**
- 11th **Relay Strategies**

Federal Poll Accuracy

- 1st **Mainstreet**
- 2nd **Liaison**
- 3rd **Angus Reid**
- 4th **Cardinal**
- 5th **Nanos**
- 6th **Research Co.**
- 7th **Pallas**
- 8th **Leger**
- 9th **Forum**
- 10th **Ipsos**
- 11th **Abacus**

There's no tougher race than an election campaign. Shifting headlines, commentaries on leadership debates, and millions of voters changing their minds right up to the last minute. In the most recent 2025 elections, the accuracy of Liaison's polls ranked 1st provincially and 2nd federally. Next race, who knows? There's always room to improve. **Even at Liaison.**

Methodology

Liaison surveyed a random sample of 1263 Canadians from **April 20th to May 2nd, 2026**, using Interactive Voice Recording (IVR) technology. This week begins a phased oversample of the Quebec population. To ensure a representative sample, participants were reached through random digit dialing (RDD) across both landline and cellular phone networks.

The resulting data was weighted to match targets based on the 2021 Census. For the total sample, the **margin of error is ± 2.76** percentage points, 19 times out of 20, though this margin is higher for sub-samples. Additionally, results may not add up to 100% due to rounding.



Weekly Federal Tracker

All Voters

	Total	Female	Male	Other
Unweighted	1263	611	584	68
Weighted	1263	616	587	60

	18-34	35-49	50-64	65+
Unweighted	336	305	321	301
Weighted	337	306	322	298

	Atlantic	QC	ON	MB/SK	AB	BC
Unweighted	70	487	382	70	110	144
Weighted	85	292	489	81	141	176

Decided & Leaning

	Total	Female	Male	Other
Unweighted	1175	577	532	66
Weighted	1168	582	528	58

	18-34	35-49	50-64	65+
Unweighted	315	281	302	277
Weighted	314	277	304	274

	Atlantic	QC	ON	MB/SK	AB	BC
Unweighted	63	458	347	69	102	136
Weighted	77	271	444	80	130	166

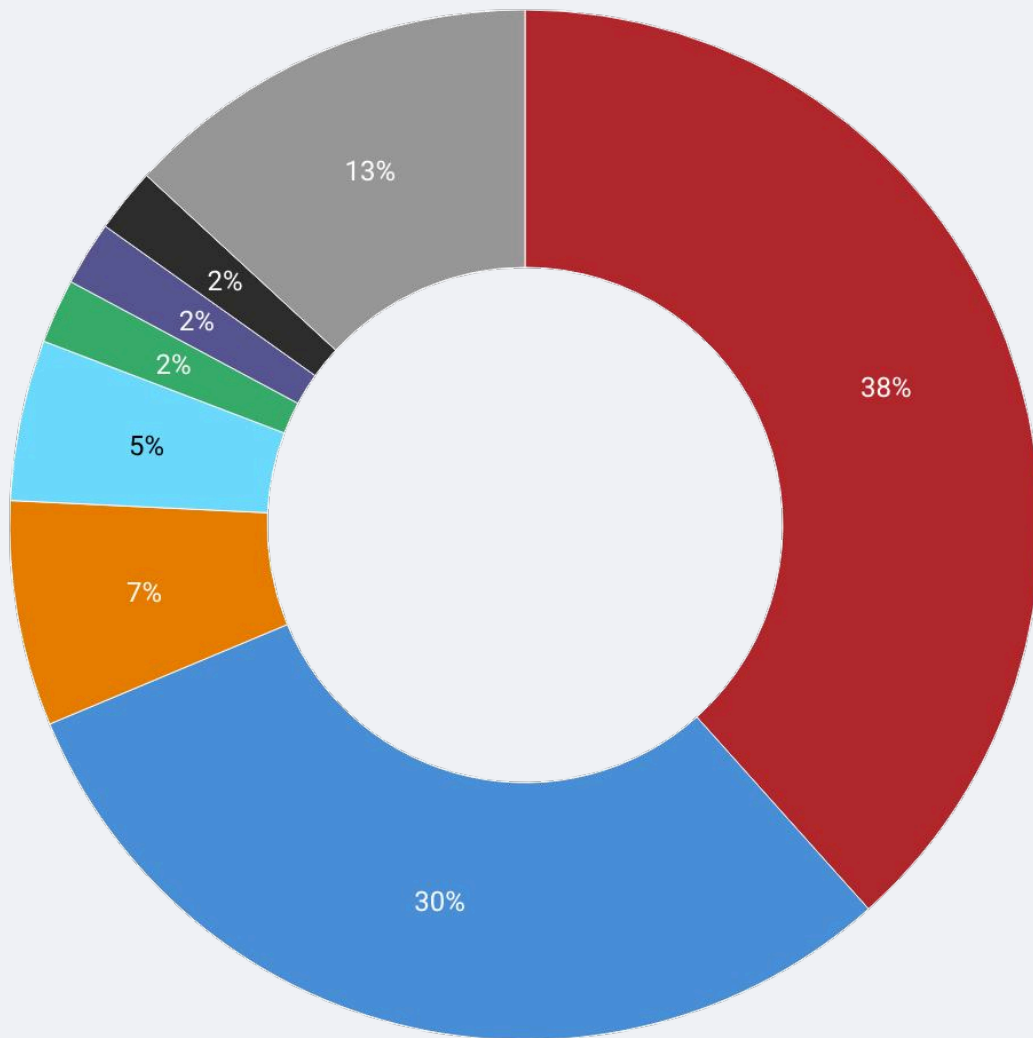
National Survey

May 4, 2026



Weekly Federal Tracker

If a Federal Election were held today, **which party* would you vote for?**



Legend: Liberal (Red), Conservative (Blue), NDP (Orange), Bloc (Cyan), Green (Green), People's Party (Purple), Other (Grey), Undecided (Black)

*Respondents were provided Party + Leader Name (ie Liberals led by Mark Carney)

National Survey

May 4, 2026



Weekly Federal Tracker

If a Federal Election were held today, which party would you vote for?

	Total	Female	Male	Other
Liberal	38 %	42 %	34 %	37 %
Conservative	30 %	28 %	32 %	31 %
NDP	7 %	7 %	7 %	10 %
BQ	5 %	5 %	6 %	3 %
Green	2 %	2 %	2 %	1 %
PPC	2 %	3 %	1 %	0 %
Other	2 %	2 %	2 %	5 %
Undecided	13 %	11 %	16 %	13 %

	18-34	35-49	50-64	65+
Liberal	35 %	46 %	33 %	40 %
Conservative	31 %	25 %	34 %	28 %
NDP	8 %	7 %	9 %	5 %
BQ	6 %	4 %	5 %	5 %
Green	1 %	1 %	2 %	2 %
PPC	3 %	1 %	2 %	2 %
Other	1 %	3 %	2 %	3 %
Undecided	14 %	13 %	12 %	15 %



Weekly Federal Tracker

If a Federal Election were held today, which party would you vote for?

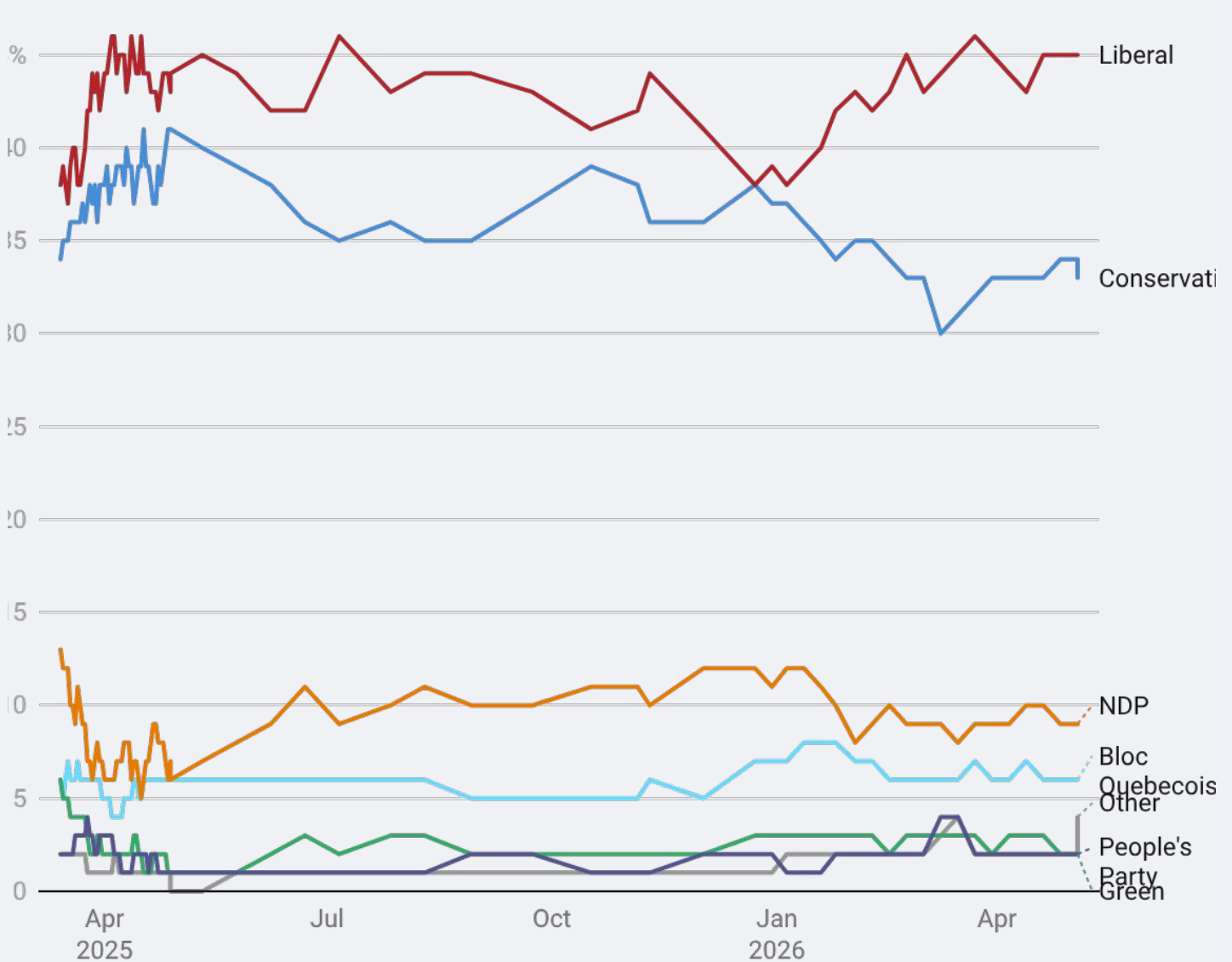
	Atlantic	QC	ON	MB/SK	AB	BC
Liberal	44 %	36 %	42 %	30 %	30 %	40 %
Conservati...	28 %	21 %	28 %	42 %	42 %	35 %
NDP	11 %	6 %	8 %	8 %	6 %	8 %
BQ	0 %	22 %	0 %	0 %	0 %	0 %
Green	1 %	0 %	3 %	2 %	1 %	2 %
PPC	2 %	1 %	2 %	5 %	4 %	2 %
Other	1 %	1 %	3 %	4 %	4 %	3 %
Undecided	14 %	13 %	15 %	8 %	14 %	10 %



Weekly Federal Tracker

If a Federal Election were held today, **which party would you vote for?**

Decided and Leaning



National Survey

May 4, 2026



Weekly Federal Tracker

If a Federal Election were held today, which party would you vote for?

	Total	Female	Male	Other
Liberal	45 %	48 %	41 %	44 %
Conservative	33 %	30 %	37 %	32 %
NDP	9 %	9 %	9 %	10 %
BQ	6 %	5 %	7 %	5 %
Green	2 %	2 %	2 %	1 %
PPC	2 %	3 %	2 %	0 %
Other	3 %	3 %	2 %	8 %

	18-34	35-49	50-64	65+
Liberal	41 %	52 %	40 %	47 %
Conservative	35 %	29 %	37 %	32 %
NDP	10 %	8 %	11 %	7 %
BQ	7 %	5 %	6 %	6 %
Green	2 %	2 %	2 %	2 %
PPC	3 %	1 %	2 %	3 %
Other	2 %	4 %	3 %	3 %



Weekly Federal Tracker

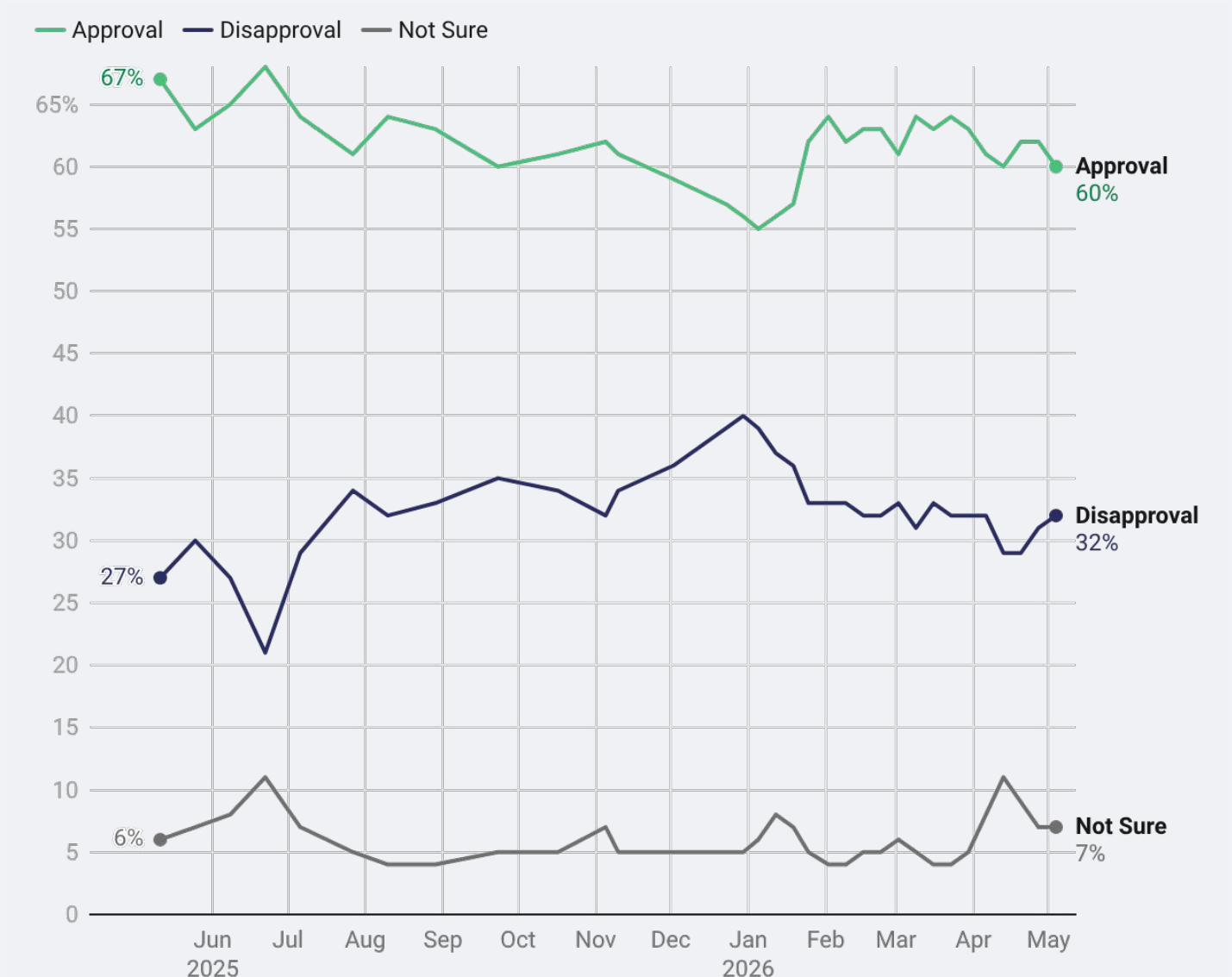
If a Federal Election were held today, which party would you vote for?

	Atlantic	QC	ON	MB/SK	AB	BC
Liberal	50 %	42 %	50 %	35 %	33 %	47 %
Conservati...	32 %	23 %	32 %	45 %	48 %	37 %
NDP	12 %	7 %	10 %	8 %	8 %	9 %
BQ	0 %	26 %	0 %	0 %	0 %	0 %
Green	2 %	1 %	3 %	2 %	2 %	2 %
PPC	2 %	1 %	2 %	5 %	5 %	2 %
Other	2 %	1 %	3 %	5 %	4 %	3 %



Weekly Federal Tracker

Do you **approve or disapprove of the job Mark Carney is doing** as Prime Minister of Canada?



National Survey

May 4, 2026



Weekly Federal Tracker

Do you approve or disapprove of the job Mark Carney is doing as Prime Minister of Canada?

	Total	Female	Male	Other
Approve	60 %	59 %	60 %	63 %
Disapprove	32 %	34 %	31 %	31 %
Not Sure	7 %	7 %	8 %	6 %

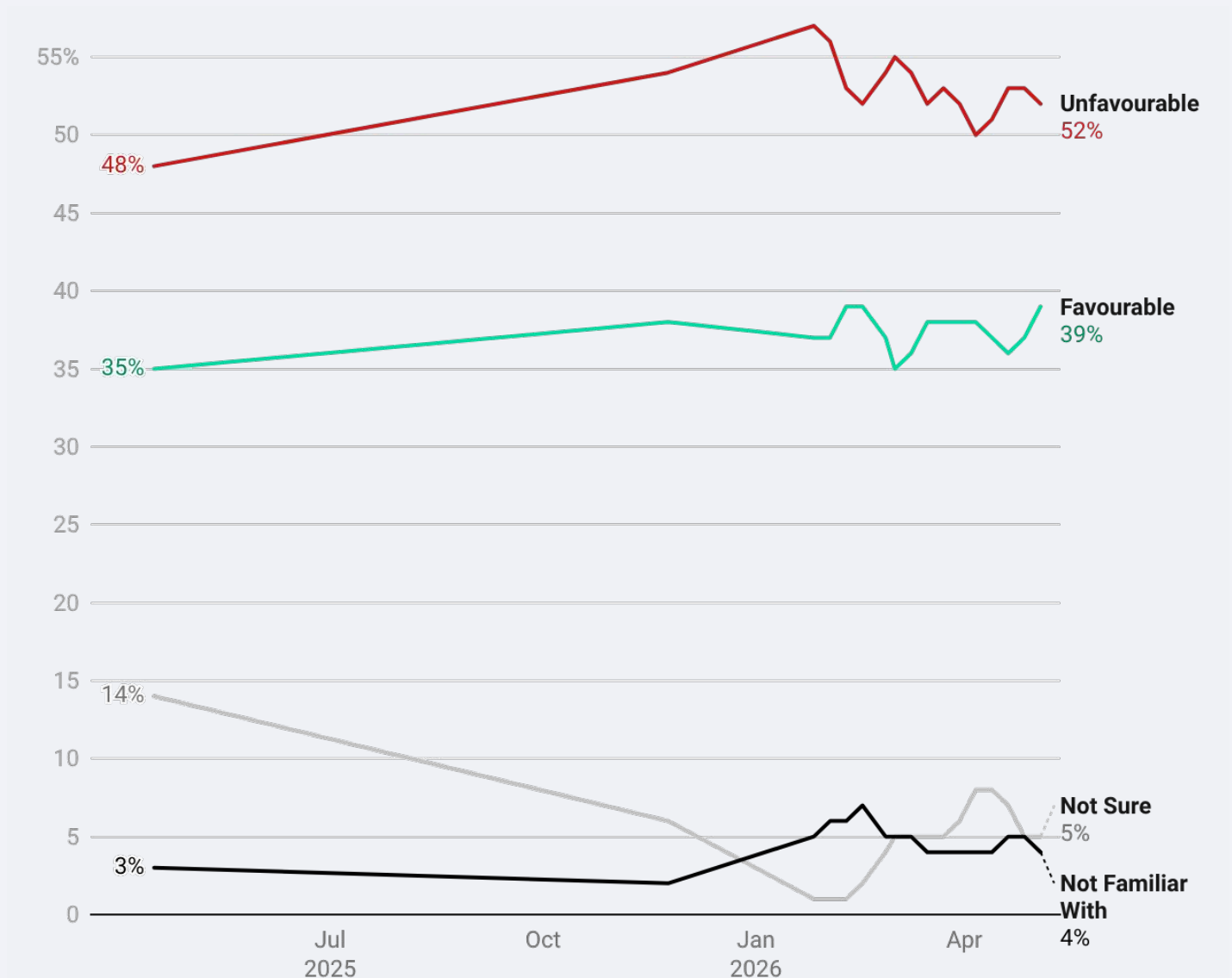
	18-34	35-49	50-64	65+
Approve	57 %	63 %	62 %	58 %
Disapprove	35 %	28 %	32 %	34 %
Not Sure	8 %	8 %	6 %	7 %

	Atlantic	QC	ON	MB/SK	AB	BC
Approve	67 %	57 %	61 %	55 %	55 %	64 %
Disapprove	27 %	34 %	35 %	31 %	30 %	28 %
Not Sure	6 %	9 %	4 %	14 %	14 %	8 %



Weekly Federal Tracker

Do you have a favourable or unfavourable **view** of Pierre Poilievre?



National Survey

May 4, 2026



Weekly Federal Tracker

Do you have a favourable or unfavourable view of Pierre Poilievre?

	Total	Female	Male	Other
Favourable	39 %	40 %	37 %	46 %
Unfavourable	52 %	53 %	51 %	49 %
Not Sure	5 %	5 %	6 %	3 %
Not Familiar With	4 %	3 %	6 %	2 %

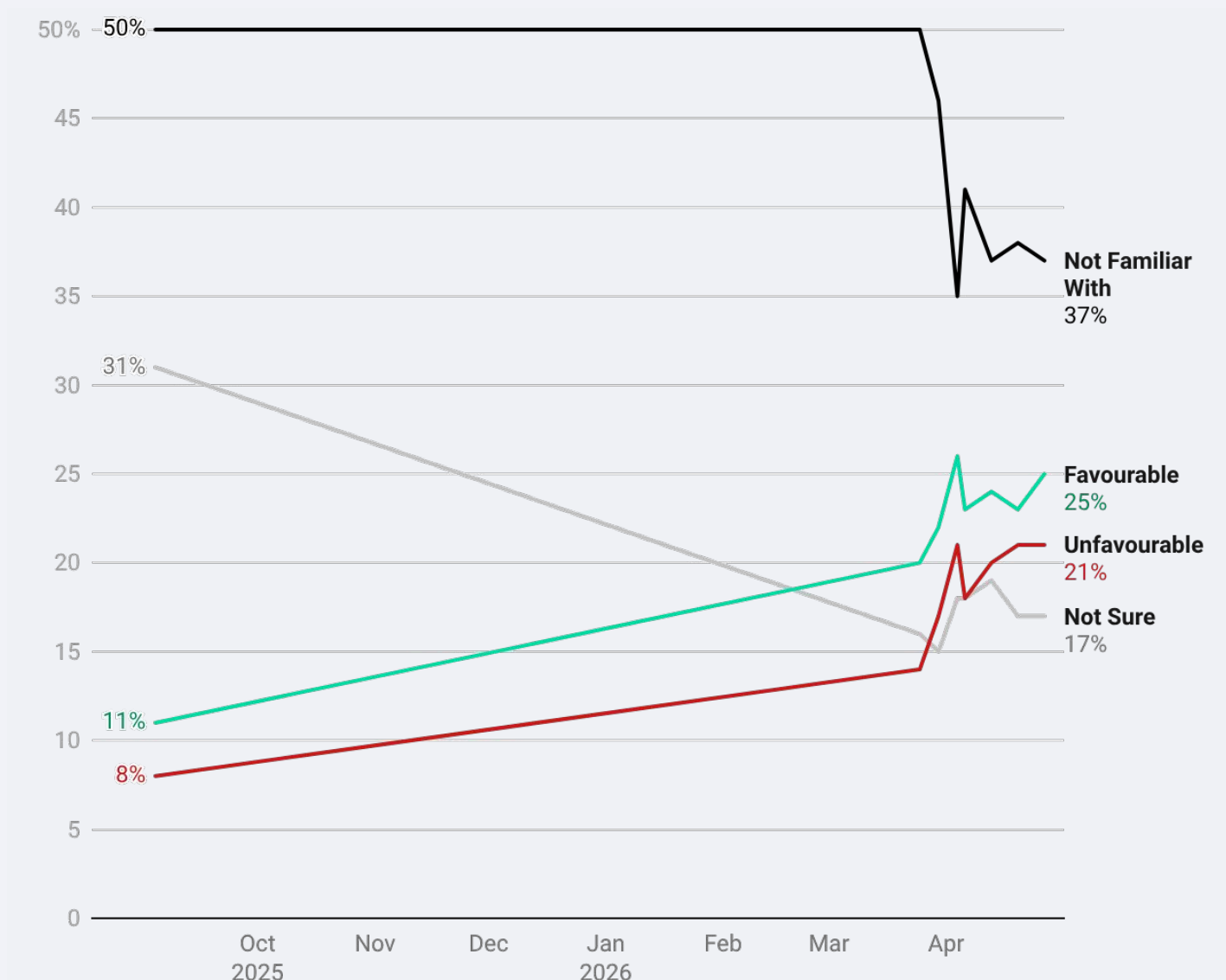
	18-34	35-49	50-64	65+
Favourable	42 %	42 %	39 %	31 %
Unfavourable	46 %	51 %	50 %	60 %
Not Sure	6 %	4 %	6 %	5 %
Not Familiar With	6 %	3 %	5 %	4 %

	Atlantic	QC	ON	MB/SK	AB	BC
Favourable	34 %	32 %	39 %	42 %	48 %	42 %
Unfavourable	53 %	59 %	51 %	47 %	42 %	51 %
Not Sure	8 %	5 %	5 %	9 %	4 %	5 %
Not Familiar With	5 %	5 %	5 %	2 %	6 %	2 %



Weekly Federal Tracker

Do you have a favourable or unfavourable **view** of **Avi Lewis**?



National Survey

May 4, 2026



Weekly Federal Tracker

Do you have a favourable or unfavourable view of Avi Lewis?

	Total	Female	Male	Other
Favourable	26 %	27 %	26 %	16 %
Unfavourable	21 %	23 %	20 %	17 %
Not Sure	18 %	17 %	17 %	24 %
Not Familiar With	35 %	34 %	37 %	43 %

	18-34	35-49	50-64	65+
Favourable	26 %	24 %	25 %	28 %
Unfavourable	22 %	19 %	23 %	20 %
Not Sure	17 %	20 %	17 %	16 %
Not Familiar With	34 %	37 %	35 %	36 %

	Atlantic	QC	ON	MB/SK	AB	BC
Favourable	26 %	25 %	25 %	28 %	27 %	24 %
Unfavoura...	25 %	17 %	24 %	21 %	24 %	16 %
Not Sure	21 %	18 %	18 %	8 %	16 %	18 %
Not Familia...	27 %	40 %	32 %	42 %	32 %	42 %



Get in touch



liaison.ca



+1 416-483-2335



2586A Yonge Street, Second Floor
Toronto, Ontario