



Capital Traffic

in partnership with



Municipal Survey
May 21, 2026



Methodology

The Ottawa Compass engaged Liaison Strategies to survey a random sample of 1000 Ottawa residents from **May 8th to May 10th, 2026**, using Interactive Voice Recording (IVR) technology. To ensure a representative sample, participants were reached through random digit dialing (RDD) across both landline and cellular phone networks.

The resulting data was weighted to match targets based on the 2021 Census. For the total sample, the **margin of error is ±3.09** percentage points, 19 times out of 20, though this margin is higher for sub-samples. Additionally, results may not add up to 100% due to rounding.



Capital Tracker

Sample Sizes

	Total	English	French
Unweighted	1000	880	120
Weighted	1000	880	120

	Female	Male	Other
Unweighted	491	463	46
Weighted	503	468	29

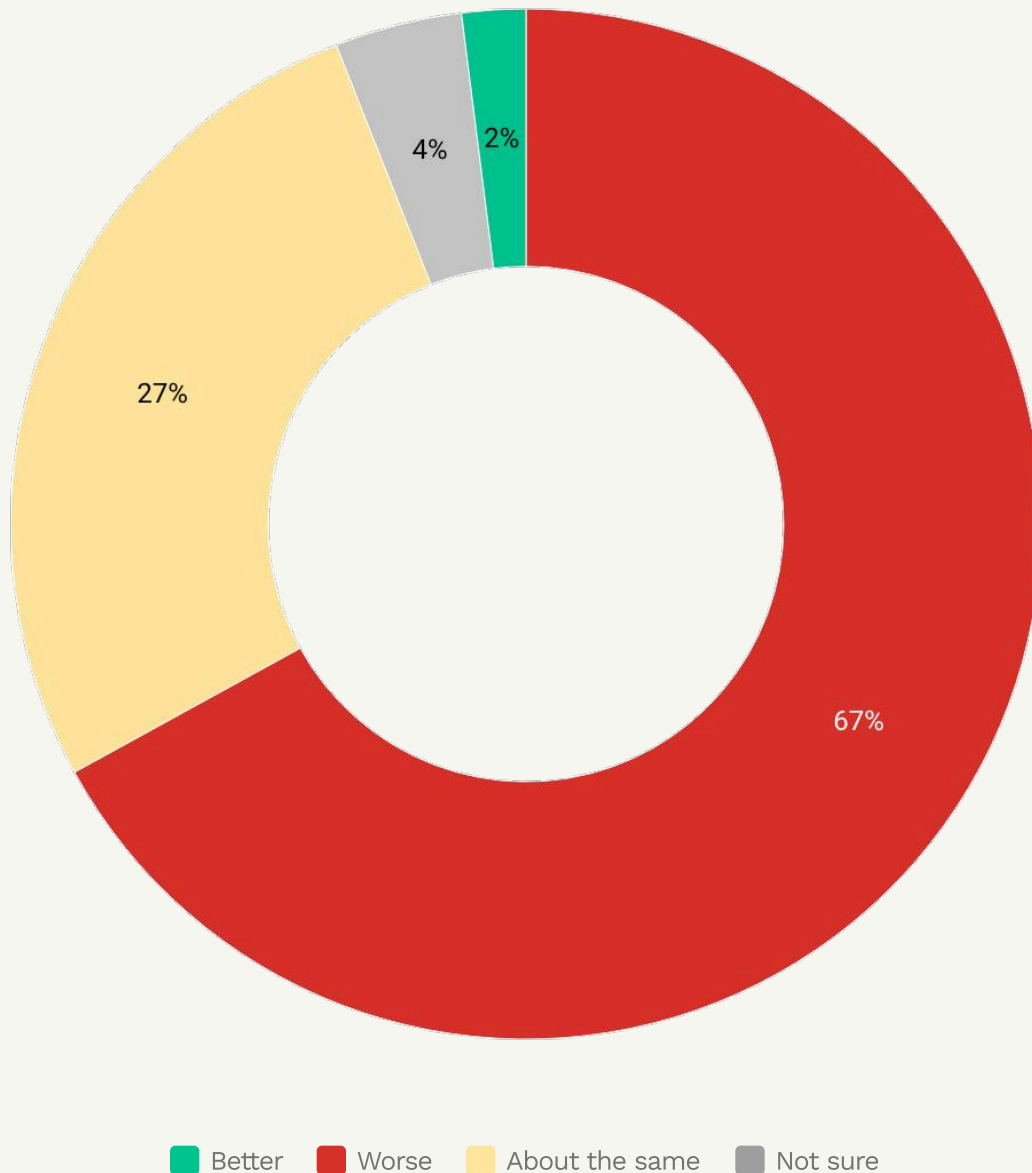
	18-34	35-49	50-64	65+
Unweighted	289	251	251	209
Weighted	293	248	248	211

	East	West	South	Central
Unweighted	254	236	249	261
Weighted	259	232	249	260



Capital Traffic

Generally speaking, do you think traffic congestion in Ottawa has gotten better, gotten worse, or stayed about the same over the past year?



Capital Traffic

Generally speaking, do you think traffic congestion in Ottawa has gotten better, gotten worse, or stayed about the same over the past year?

	Total	English	French
Better	2 %	2 %	2 %
Worse	67 %	68 %	59 %
About the same	27 %	26 %	34 %
Not sure	4 %	4 %	5 %

	Female	Male	Other
Better	3 %	1 %	0 %
Worse	65 %	68 %	73 %
About the same	26 %	28 %	27 %
Not sure	6 %	2 %	0 %

	18-34	35-49	50-64	65+
Better	1 %	0 %	3 %	4 %
Worse	69 %	68 %	64 %	66 %
About the same	25 %	30 %	29 %	25 %
Not sure	5 %	2 %	4 %	5 %



Capital Traffic

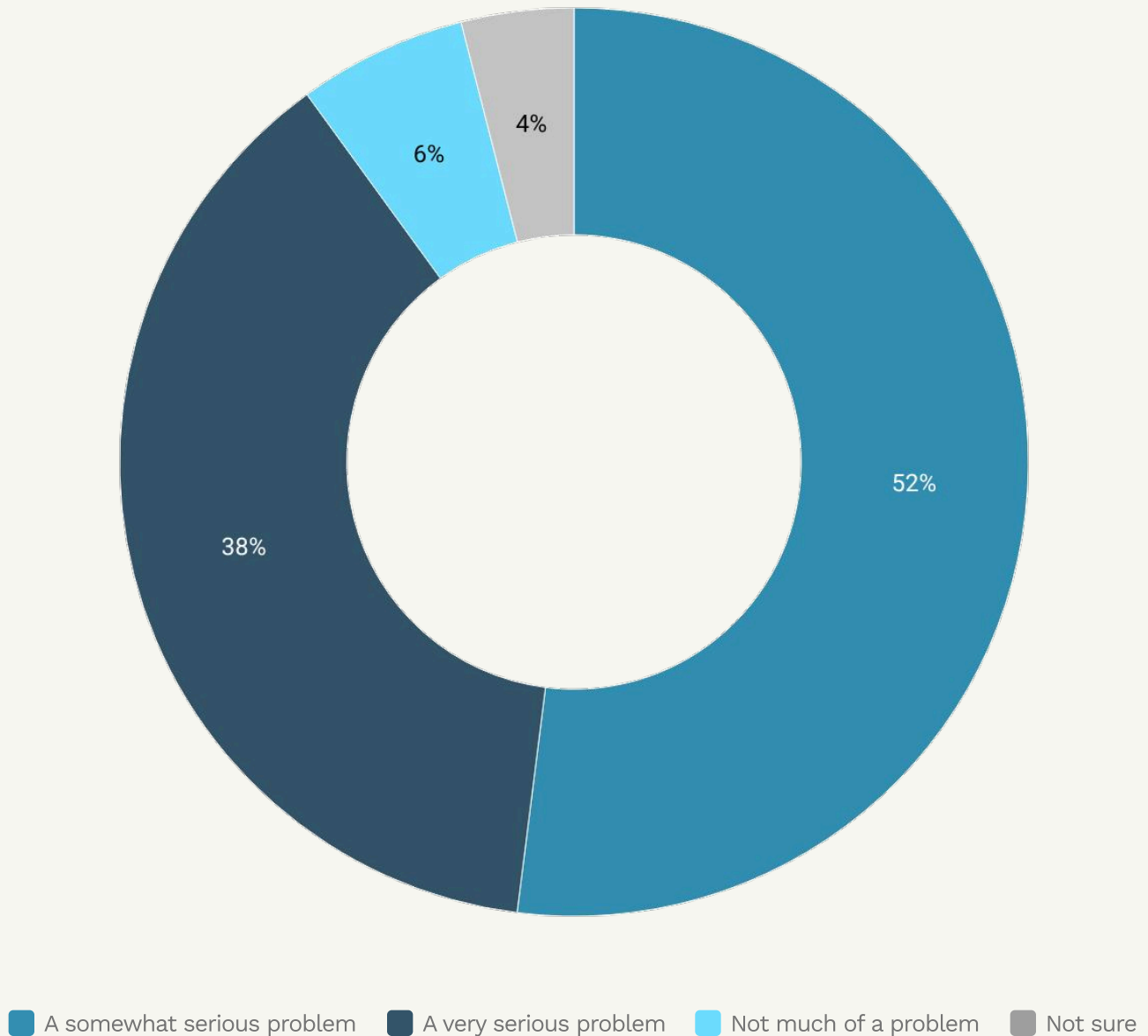
Generally speaking, do you think traffic congestion in Ottawa has gotten better, gotten worse, or stayed about the same over the past year?

	East	West	South	Central
Better	3 %	2 %	1 %	2 %
Worse	69 %	65 %	67 %	67 %
About the same	26 %	30 %	27 %	25 %
Not sure	2 %	4 %	5 %	5 %



Capital Traffic

How much of a problem is traffic congestion in your part of Ottawa?



Capital Traffic

How much of a problem is traffic congestion in your part of Ottawa?

	Total	English	French
A very serious problem	38 %	38 %	37 %
A somewhat serious problem	52 %	53 %	47 %
Not much of a problem	6 %	6 %	10 %
Not sure	4 %	4 %	5 %

	Female	Male	Other
A very serious problem	35 %	39 %	52 %
A somewhat serious problem	55 %	51 %	41 %
Not much of a problem	6 %	6 %	4 %
Not sure	4 %	4 %	2 %

	18-34	35-49	50-64	65+
A very serious problem	36 %	38 %	37 %	40 %
A somewhat serious problem	53 %	54 %	53 %	50 %
Not much of a problem	6 %	7 %	7 %	5 %
Not sure	5 %	2 %	4 %	5 %



Capital Traffic

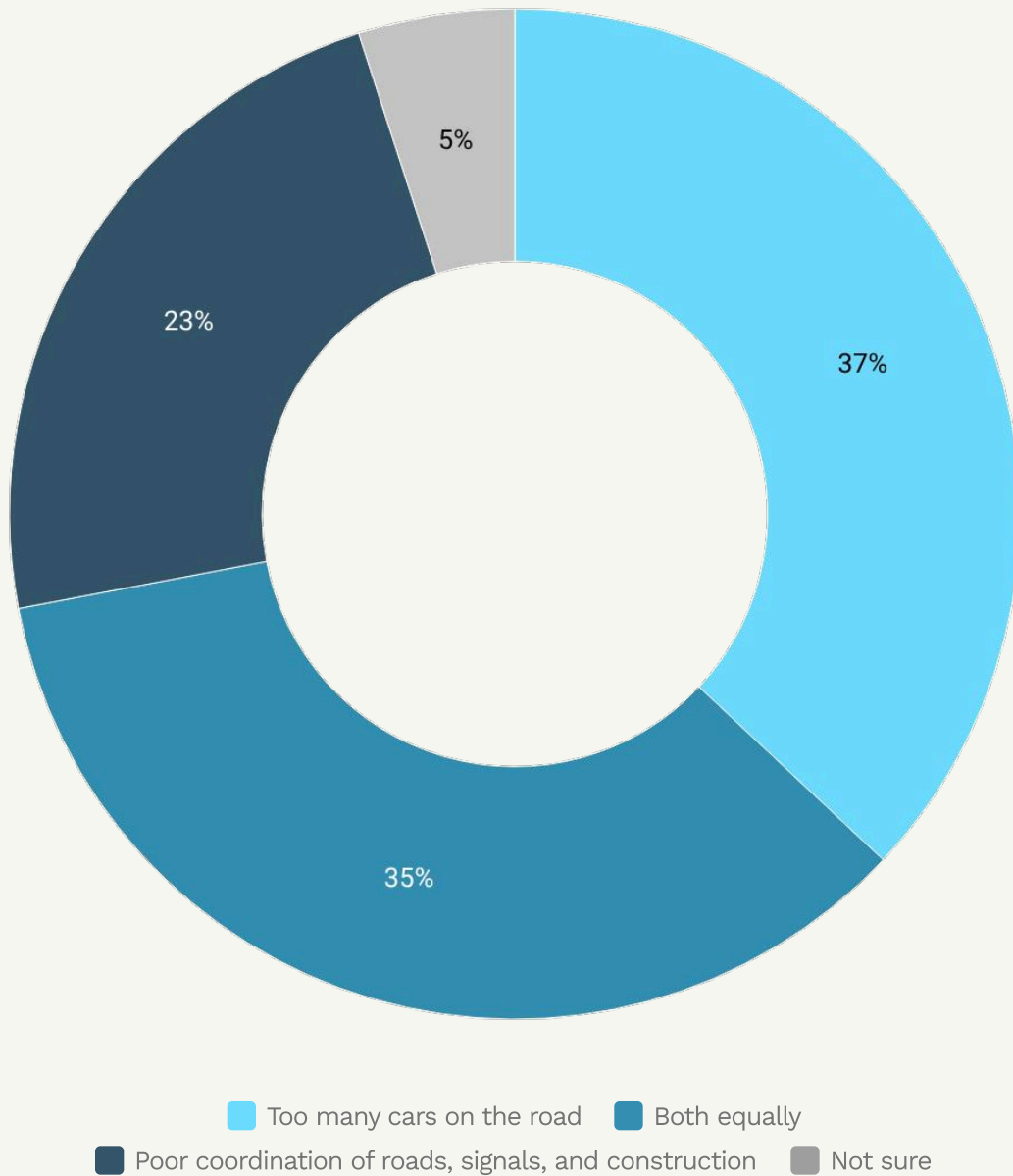
How much of a problem is traffic congestion in your part of Ottawa?

	East	West	South	Central
A very serious problem	36 %	33 %	35 %	46 %
A somewhat serious problem	52 %	54 %	53 %	50 %
Not much of a problem	7 %	8 %	9 %	0 %
Not sure	5 %	4 %	2 %	4 %



Capital Traffic

Which is the bigger traffic problem in Ottawa today?



Municipal Survey

May 21, 2026



Capital Traffic

Which is the bigger traffic problem in Ottawa today?

	East	West	South	Central
Too many cars on the road	43 %	43 %	37 %	25 %
Poor coordination of roads, sig...	13 %	14 %	15 %	49 %
Both equally	39 %	35 %	46 %	20 %
Not sure	6 %	8 %	2 %	6 %



Capital Traffic

Which is the bigger traffic problem in Ottawa today?

	Total	English	French
Too many cars on the road	37 %	37 %	36 %
Poor coordination of roads, sig...	23 %	23 %	20 %
Both equally	35 %	34 %	40 %
Not sure	5 %	6 %	4 %

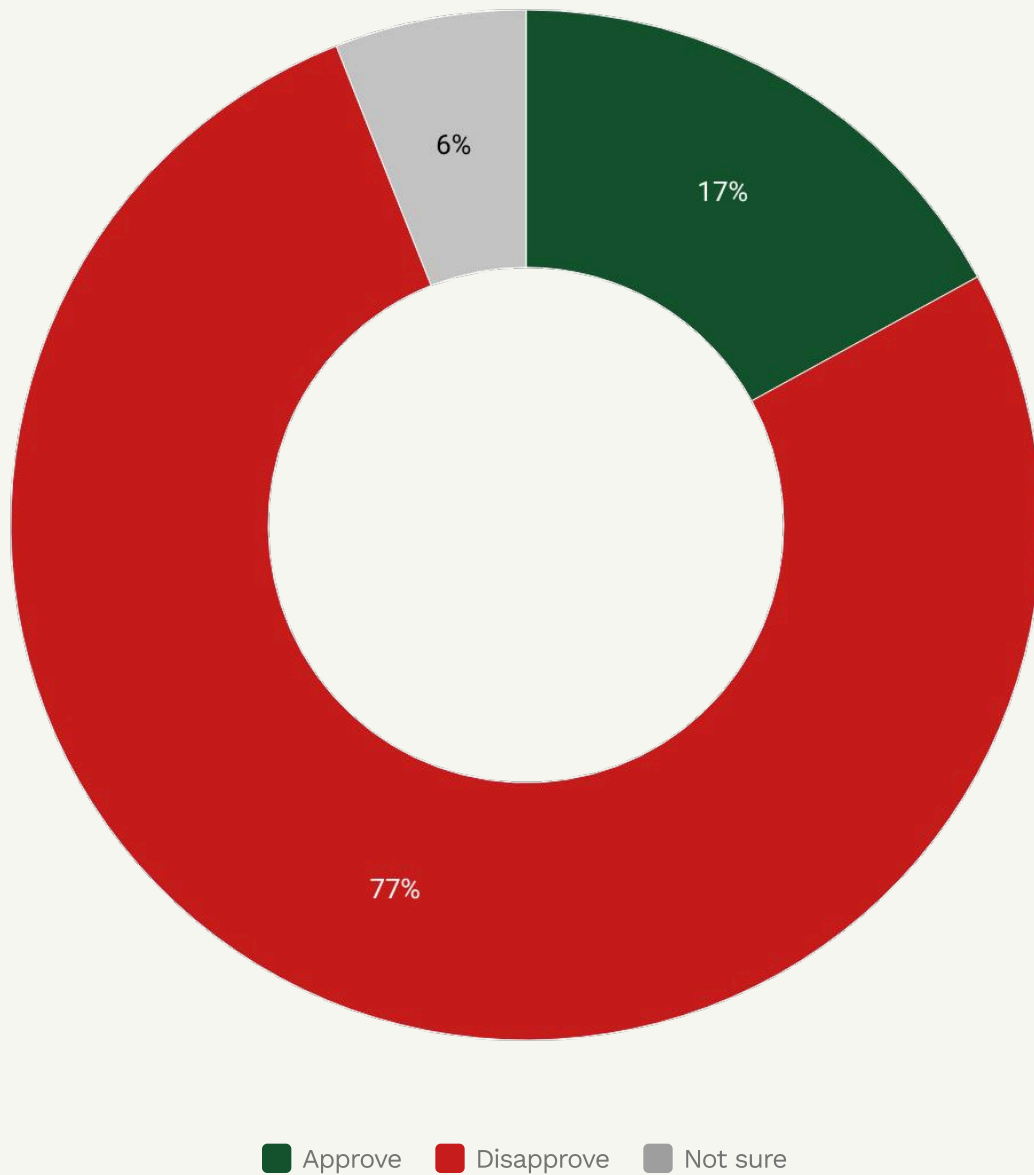
	Female	Male	Other
Too many cars on the road	37 %	36 %	31 %
Poor coordination of roads, sig...	23 %	23 %	26 %
Both equally	33 %	36 %	43 %
Not sure	6 %	5 %	0 %

	18-34	35-49	50-64	65+
Too many cars on the road	27 %	42 %	40 %	39 %
Poor coordination of roads, sig...	22 %	22 %	24 %	25 %
Both equally	45 %	31 %	30 %	30 %
Not sure	6 %	5 %	5 %	5 %



Capital Traffic

Do you approve or disapprove of how the City of Ottawa is handling traffic congestion?



Capital Traffic

Do you approve or disapprove of how the City of Ottawa is handling traffic congestion?

	Total	English	French
Approve	17 %	17 %	20 %
Disapprove	77 %	78 %	71 %
Not sure	6 %	5 %	9 %

	Female	Male	Other
Approve	17 %	17 %	11 %
Disapprove	78 %	76 %	89 %
Not sure	6 %	6 %	0 %

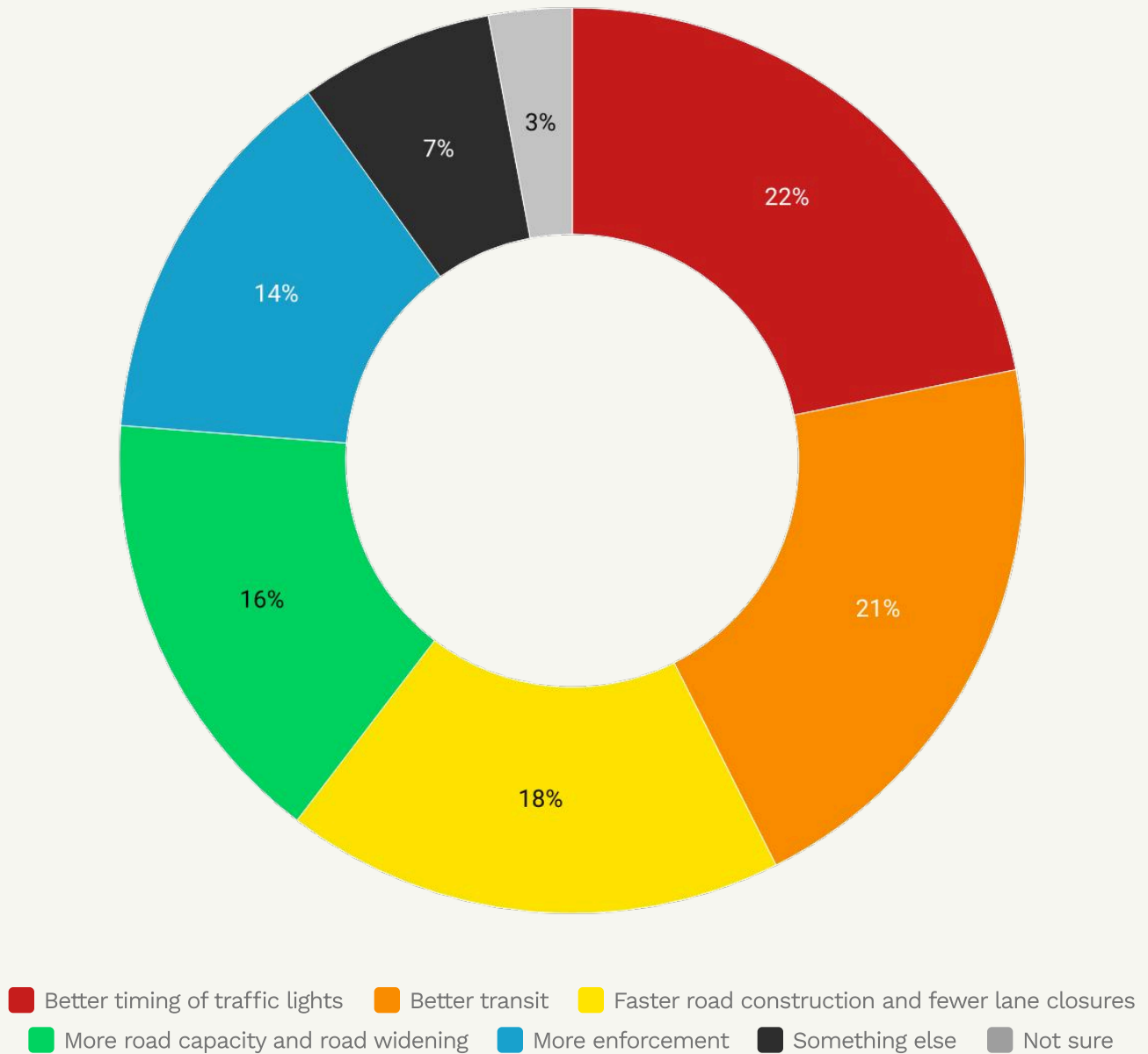
	18-34	35-49	50-64	65+
Approve	12 %	14 %	21 %	23 %
Disapprove	82 %	79 %	74 %	73 %
Not sure	5 %	8 %	5 %	5 %

	East	West	South	Central
Approve	17 %	16 %	18 %	15 %
Disapprove	75 %	79 %	75 %	81 %
Not sure	7 %	5 %	7 %	4 %



Capital Traffic

Which one of the following would do the most to improve traffic in Ottawa?



Municipal Survey

May 21, 2026



Capital Traffic

Which one of the following would do the most to improve traffic in Ottawa?

	18-34	35-49	50-64	65+
Better timing of traffic lights	24 %	24 %	19 %	18 %
Faster road construction and f...	16 %	19 %	15 %	20 %
More enforcement of bad drivi...	13 %	12 %	17 %	14 %
Better transit so fewer people...	17 %	19 %	25 %	22 %
More road capacity and road...	18 %	16 %	14 %	15 %
Something else	7 %	6 %	6 %	8 %
Not sure	4 %	3 %	3 %	4 %

	East	West	South	Central
Better timing of traffic lights	22 %	21 %	20 %	23 %
Faster road construction and f...	19 %	15 %	16 %	20 %
More enforcement of bad drivi...	14 %	14 %	16 %	11 %
Better transit so fewer people...	19 %	22 %	21 %	21 %
More road capacity and road...	16 %	15 %	17 %	16 %
Something else	7 %	7 %	8 %	5 %
Not sure	3 %	5 %	2 %	4 %



Capital Traffic

Which one of the following would do the most to improve traffic in Ottawa?

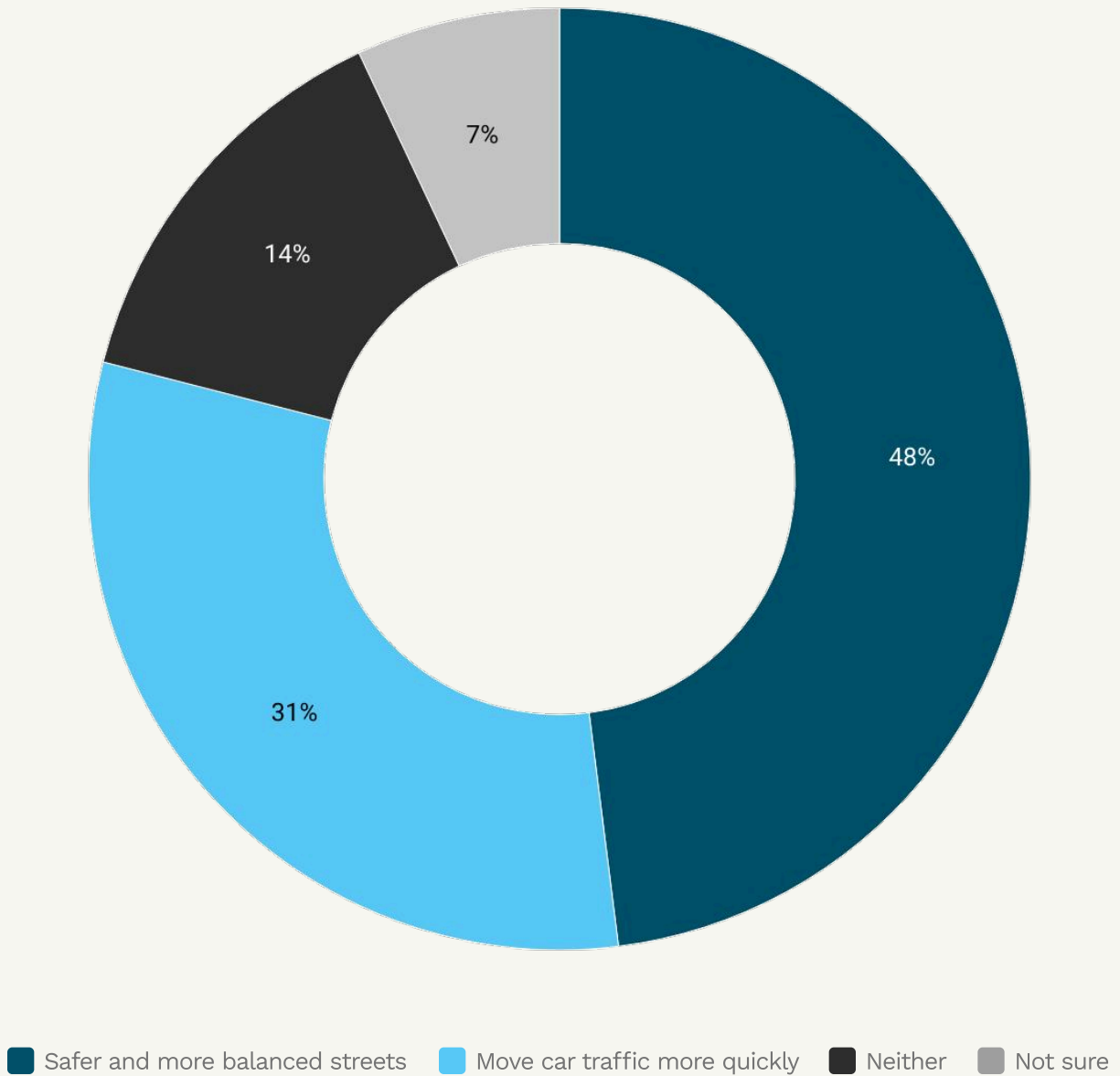
	Total	English	French
Better timing of traffic lights	22 %	22 %	18 %
Faster road construction and f...	18 %	17 %	20 %
More enforcement of bad drivi...	14 %	13 %	16 %
Better transit so fewer people...	21 %	21 %	18 %
More road capacity and road...	16 %	16 %	15 %
Something else	7 %	6 %	10 %
Not sure	3 %	4 %	3 %

	Female	Male	Other
Better timing of traffic lights	21 %	22 %	27 %
Faster road construction and f...	18 %	17 %	31 %
More enforcement of bad drivi...	15 %	13 %	10 %
Better transit so fewer people...	23 %	19 %	12 %
More road capacity and road...	13 %	19 %	13 %
Something else	7 %	7 %	5 %
Not sure	4 %	3 %	2 %



Capital Traffic

Which comes closer to your view?



Municipal Survey

May 21, 2026



Capital Traffic

Which comes closer to your view?

	Total	English	French
Move car traffic more quickly	31 %	31 %	28 %
Safer and more balanced stre...	48 %	48 %	50 %
Neither	14 %	14 %	12 %
Not sure	7 %	7 %	9 %

	Female	Male	Other
Move car traffic more quickly	31 %	30 %	35 %
Safer and more balanced stre...	50 %	47 %	38 %
Neither	12 %	15 %	23 %
Not sure	6 %	8 %	4 %

	18-34	35-49	50-64	65+
Move car traffic more quickly	24 %	36 %	36 %	28 %
Safer and more balanced stre...	55 %	42 %	44 %	51 %
Neither	14 %	14 %	14 %	12 %
Not sure	7 %	7 %	6 %	9 %



Capital Traffic

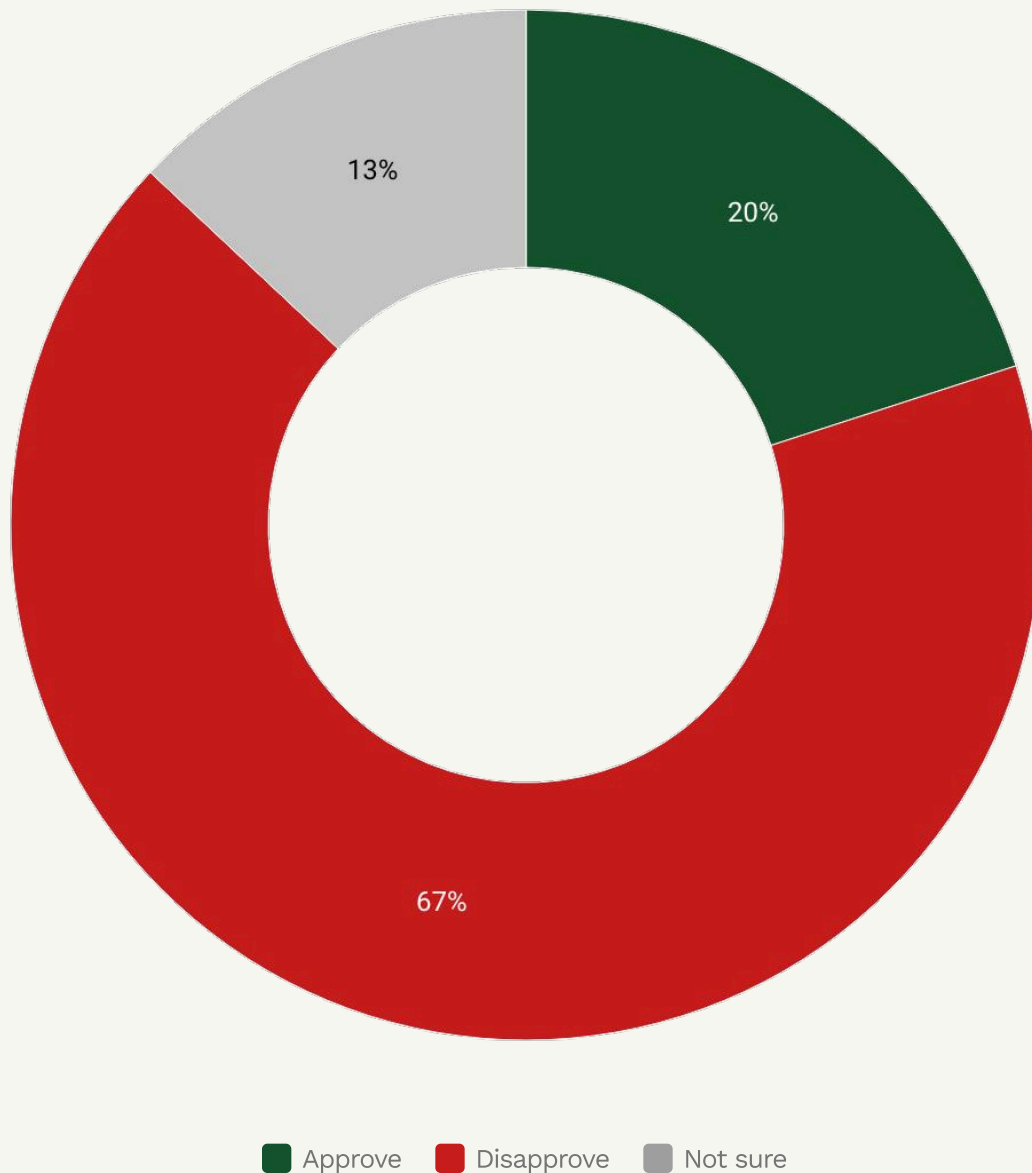
Which comes closer to your view?

	East	West	South	Central
Move car traffic more quickly	31 %	36 %	38 %	20 %
Safer and more balanced stre...	46 %	45 %	40 %	61 %
Neither	15 %	12 %	14 %	14 %
Not sure	8 %	7 %	8 %	6 %



Capital Traffic

Thinking about road construction in Ottawa, do you think the City is doing a good job or a poor job coordinating road work to reduce traffic disruption?



Capital Traffic

Thinking about road construction in Ottawa, do you think the City is doing a good job or a poor job coordinating road work to reduce traffic disruption?

	Total	English	French
Good job	20 %	20 %	17 %
Poor job	67 %	67 %	67 %
Not sure	13 %	13 %	16 %

	Female	Male	Other
Good job	20 %	20 %	16 %
Poor job	66 %	68 %	75 %
Not sure	14 %	12 %	9 %

	18-34	35-49	50-64	65+
Good job	18 %	19 %	23 %	20 %
Poor job	70 %	66 %	65 %	66 %
Not sure	12 %	15 %	12 %	14 %

	East	West	South	Central
Good job	16 %	20 %	21 %	23 %
Poor job	71 %	67 %	66 %	65 %
Not sure	14 %	13 %	13 %	12 %



Get in touch



liaison.ca



+1 416-483-2335



2586A Yonge Street, Second Floor
Toronto, Ontario