

Weekly Federal Tracker

National Survey

May 26, 2026

Nobody's perfect.

Ontario Poll Accuracy

- 1st **Liaison**
- 2nd **Mainstreet**
- 3rd **Innovative**
- 4th **Research Co.**
- 5th **Forum**
- 6th **Abacus**
- 7th **Pallas**
- 8th **Leger**
- 9th **Nanos**
- 10th **Ipsos**
- 11th **Relay Strategies**

Federal Poll Accuracy

- 1st **Mainstreet**
- 2nd **Liaison**
- 3rd **Angus Reid**
- 4th **Cardinal**
- 5th **Nanos**
- 6th **Research Co.**
- 7th **Pallas**
- 8th **Leger**
- 9th **Forum**
- 10th **Ipsos**
- 11th **Abacus**

There's no tougher race than an election campaign. Shifting headlines, commentaries on leadership debates, and millions of voters changing their minds right up to the last minute. In the most recent 2025 elections, the accuracy of Liaison's polls ranked 1st provincially and 2nd federally. Next race, who knows? There's always room to improve. **Even at Liaison.**

Methodology

Liaison surveyed a random sample of 1526 Canadians from **May 11th to May 23rd**, 2026, using Interactive Voice Recording (IVR) technology. This sample includes a dedicated oversample of the Quebec population (n=750). To ensure a representative sample, participants were reached through random digit dialing (RDD) across both landline and cellular phone networks.

The resulting data was weighted to match targets based on the 2021 Census. For the total sample, the margin of error is +/-2.51 percentage points, 19 times out of 20. Additionally, results may not add up to 100% due to rounding.



Weekly Federal Tracker

All Voters

	Total	Female	Male	Other
Unweighted	1526	740	708	78
Weighted	1526	740	705	80

	18-34	35-49	50-64	65+
Unweighted	402	368	388	368
Weighted	410	369	388	359

	Atlantic	QC	ON	MB/SK	AB	BC
Unweighted	70	750	382	70	110	144
Weighted	103	352	591	98	170	212

Decided & Leaning

	Total	Female	Male	Other
Unweighted	1435	697	665	73
Weighted	1429	698	655	75

	18-34	35-49	50-64	65+
Unweighted	374	349	368	344
Weighted	378	347	369	335

	Atlantic	QC	ON	MB/SK	AB	BC
Unweighted	65	712	354	64	104	136
Weighted	96	335	548	90	160	201

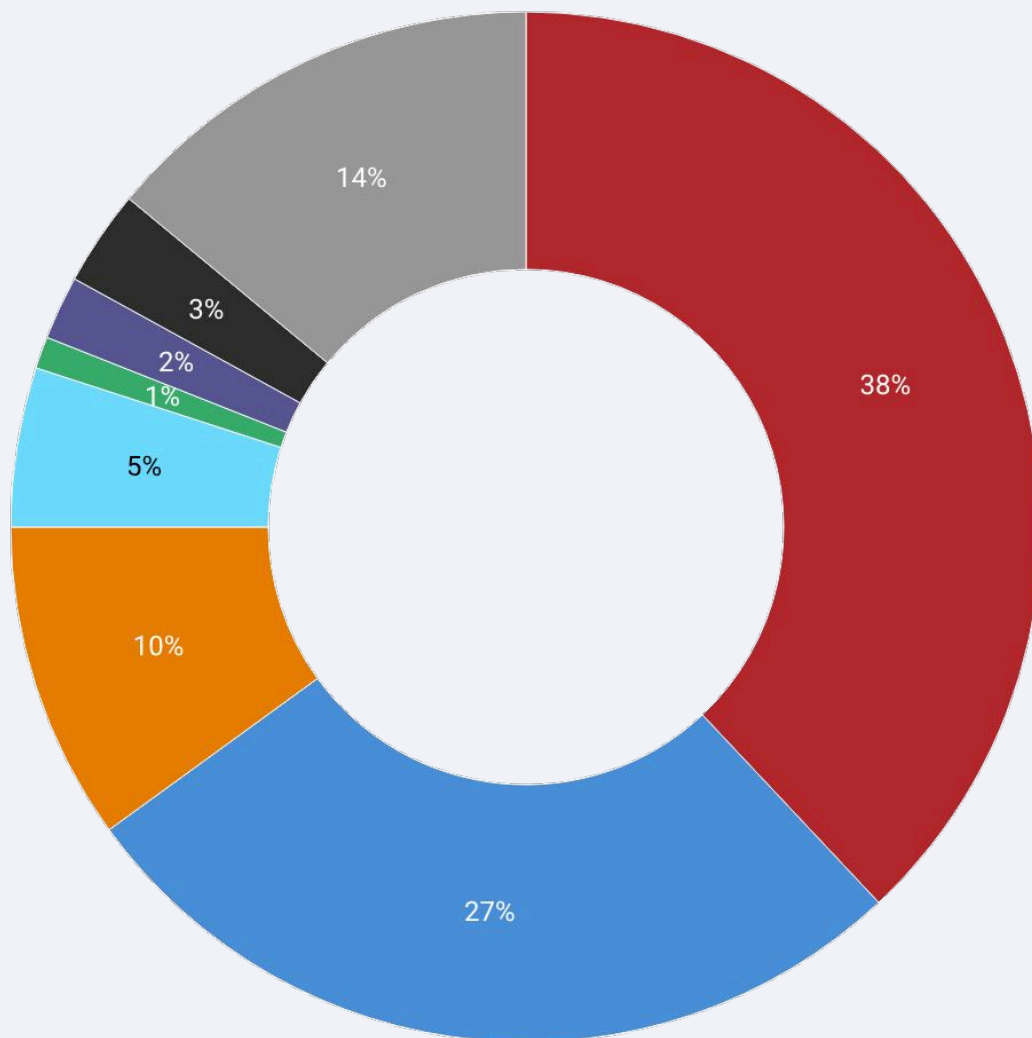
National Survey

May 26, 2026



Weekly Federal Tracker

If a Federal Election were held today, **which party*** would you vote for?



Legend: Liberal (Red), Conservative (Dark Blue), NDP (Orange), Bloc (Light Blue), Green (Green), People's Party (Dark Purple), Other (Grey), Undecided (Black)

*Respondents were provided Party + Leader Name (ie Liberals led by Mark Carney)

National Survey

May 26, 2026



Weekly Federal Tracker

If a Federal Election were held today, which party would you vote for?

	Total	Female	Male	Other
Liberal	38 %	44 %	32 %	30 %
Conservative	27 %	23 %	33 %	15 %
NDP	10 %	9 %	9 %	26 %
BQ	5 %	6 %	5 %	3 %
Green	1 %	2 %	1 %	4 %
PPC	2 %	3 %	2 %	0 %
Other	3 %	2 %	3 %	4 %
Undecided	14 %	12 %	15 %	19 %

	18-34	35-49	50-64	65+
Liberal	34 %	40 %	39 %	39 %
Conservative	24 %	27 %	30 %	29 %
NDP	16 %	9 %	6 %	7 %
BQ	5 %	5 %	6 %	6 %
Green	2 %	3 %	1 %	1 %
PPC	3 %	2 %	2 %	2 %
Other	2 %	3 %	3 %	3 %
Undecided	15 %	12 %	14 %	14 %



Weekly Federal Tracker

If a Federal Election were held today, which party would you vote for?

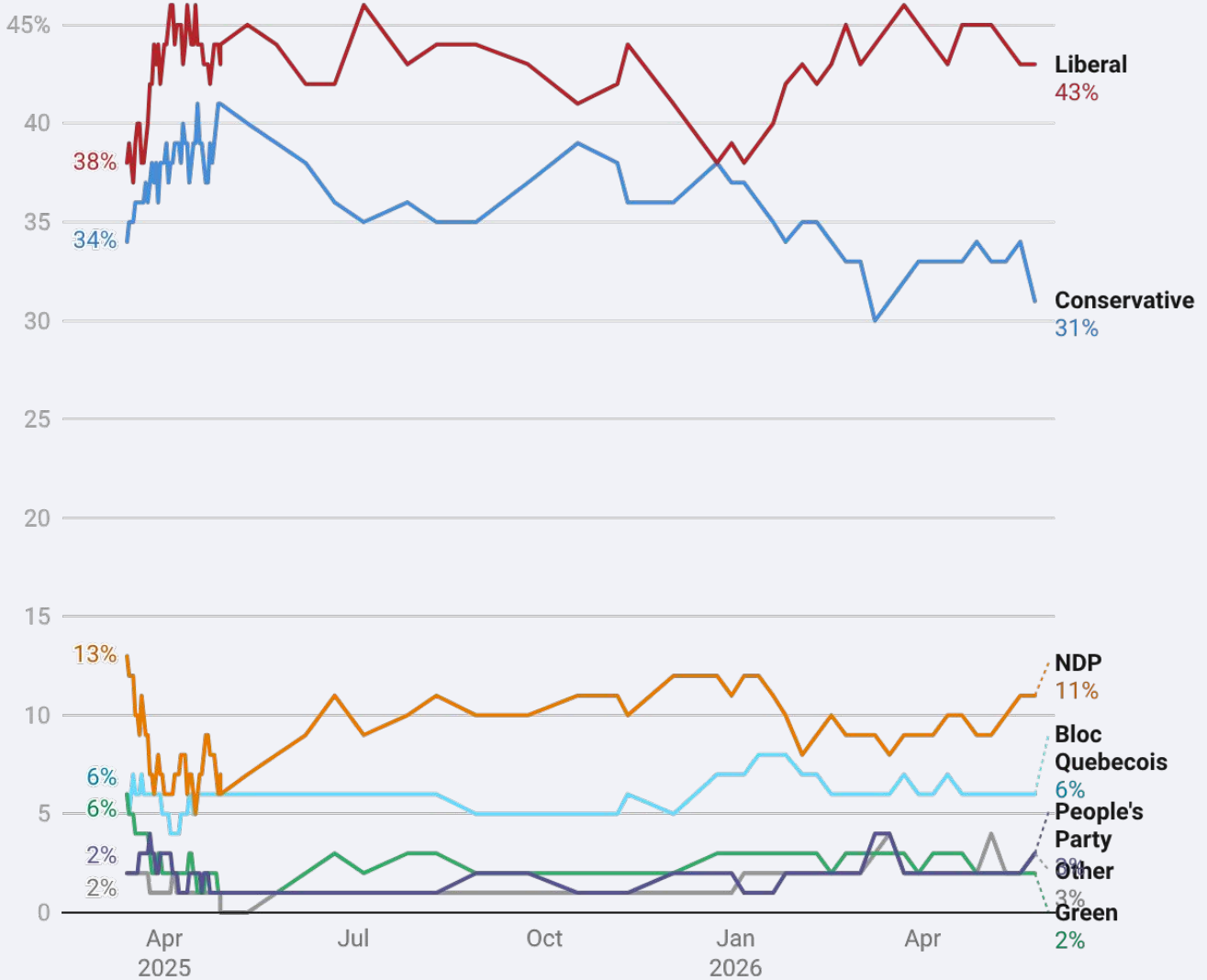
	Atlantic	QC	ON	MB/SK	AB	BC
Liberal	50 %	33 %	44 %	28 %	33 %	31 %
Conservati...	23 %	24 %	26 %	30 %	38 %	28 %
NDP	10 %	7 %	10 %	11 %	6 %	16 %
BQ	0 %	23 %	0 %	0 %	0 %	0 %
Green	1 %	1 %	1 %	3 %	2 %	4 %
PPC	1 %	0 %	2 %	10 %	5 %	1 %
Other	3 %	1 %	2 %	3 %	6 %	4 %
Undecided	10 %	11 %	15 %	15 %	11 %	15 %



Weekly Federal Tracker

If a Federal Election were held today, **which party would you vote for?**

Decided and Leaning



Weekly Federal Tracker

If a Federal Election were held today, which party would you vote for?

	Total	Female	Male	Other
Liberal	43 %	49 %	38 %	33 %
Conservative	31 %	26 %	38 %	21 %
NDP	11 %	10 %	11 %	28 %
BQ	6 %	7 %	6 %	7 %
Green	2 %	2 %	2 %	4 %
PPC	3 %	4 %	2 %	0 %
Other	3 %	2 %	4 %	7 %

	18-34	35-49	50-64	65+
Liberal	40 %	43 %	46 %	45 %
Conservative	28 %	32 %	34 %	33 %
NDP	18 %	11 %	7 %	9 %
BQ	6 %	6 %	7 %	7 %
Green	2 %	3 %	1 %	1 %
PPC	3 %	2 %	3 %	3 %
Other	4 %	3 %	3 %	3 %



Weekly Federal Tracker

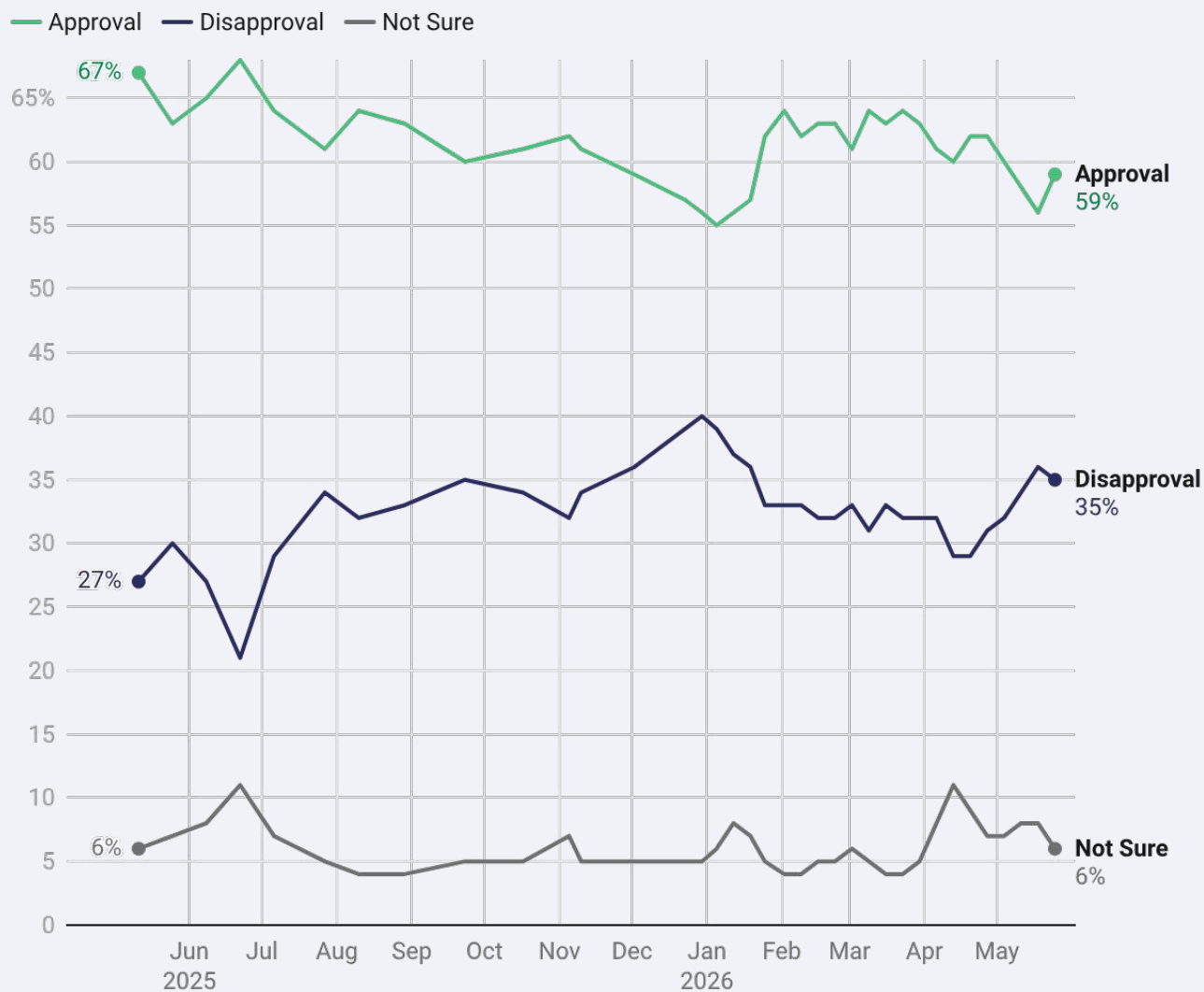
If a Federal Election were held today, which party would you vote for?

	Atlantic	QC	ON	MB/SK	AB	BC
Liberal	54 %	37 %	51 %	34 %	35 %	39 %
Conservati...	29 %	26 %	31 %	34 %	42 %	33 %
NDP	11 %	8 %	12 %	13 %	8 %	18 %
BQ	0 %	27 %	0 %	0 %	0 %	0 %
Green	1 %	1 %	1 %	3 %	3 %	4 %
PPC	2 %	0 %	2 %	11 %	6 %	2 %
Other	3 %	2 %	3 %	4 %	6 %	4 %



Weekly Federal Tracker

Do you **approve or disapprove of the job Mark Carney is doing** as Prime Minister of Canada?



National Survey

May 26, 2026



Weekly Federal Tracker

Do you approve or disapprove of the job Mark Carney is doing as Prime Minister of Canada?

	Total	Female	Male	Other
Approve	59 %	62 %	56 %	58 %
Disapprove	35 %	33 %	37 %	38 %
Not Sure	6 %	5 %	6 %	4 %

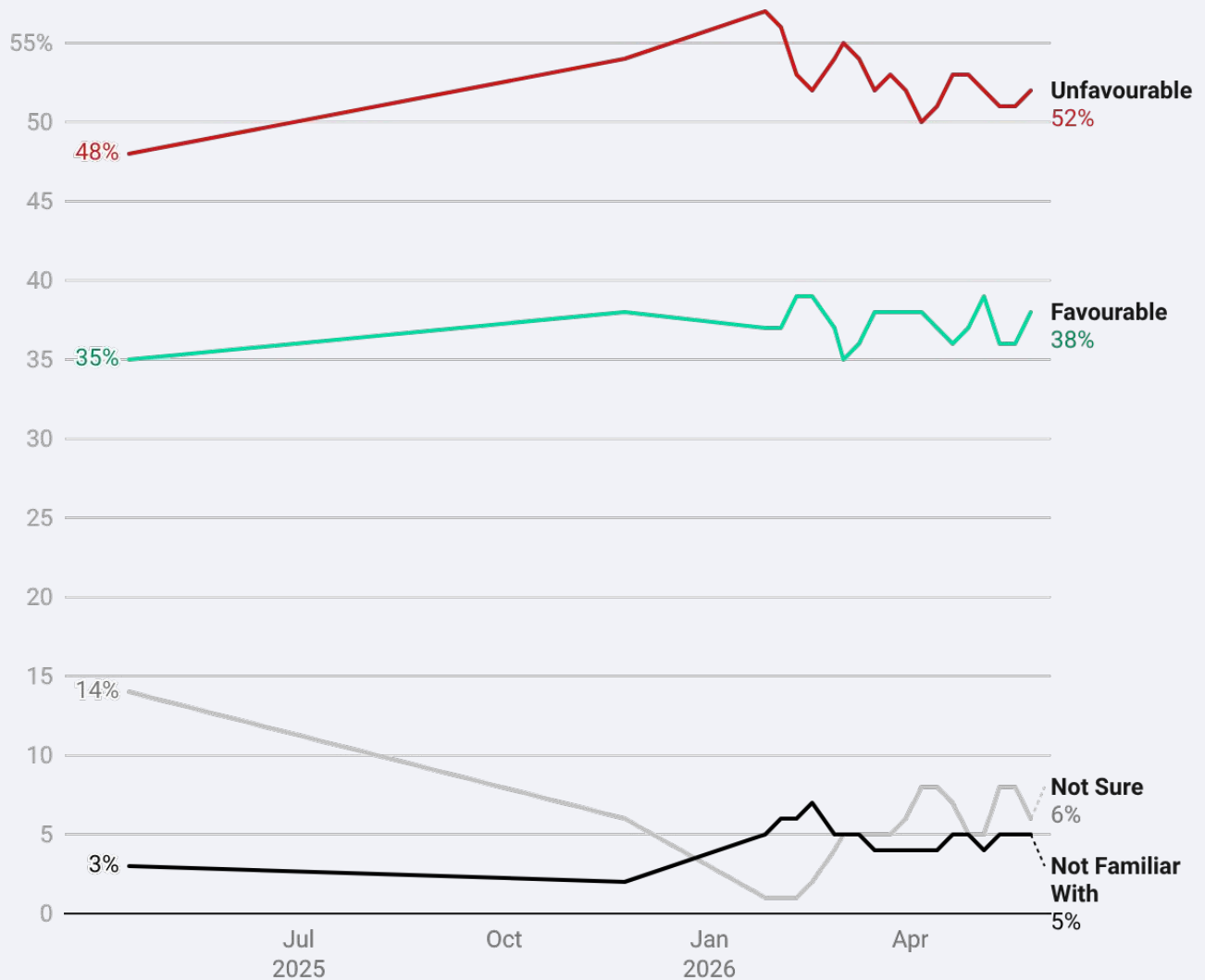
	18-34	35-49	50-64	65+
Approve	58 %	57 %	60 %	60 %
Disapprove	36 %	35 %	37 %	33 %
Not Sure	6 %	8 %	2 %	6 %

	Atlantic	QC	ON	MB/SK	AB	BC
Approve	55 %	60 %	58 %	62 %	52 %	66 %
Disapprove	38 %	35 %	36 %	32 %	42 %	30 %
Not Sure	7 %	6 %	6 %	6 %	6 %	4 %



Weekly Federal Tracker

Do you have a favourable or unfavourable **view** of Pierre Poilievre?



Weekly Federal Tracker

Do you have a favourable or unfavourable view of Pierre Poilievre?

	Total	Female	Male	Other
Favourable	38 %	36 %	40 %	40 %
Unfavourable	52 %	55 %	49 %	51 %
Not Sure	6 %	6 %	6 %	6 %
Not Familiar With	5 %	4 %	6 %	3 %

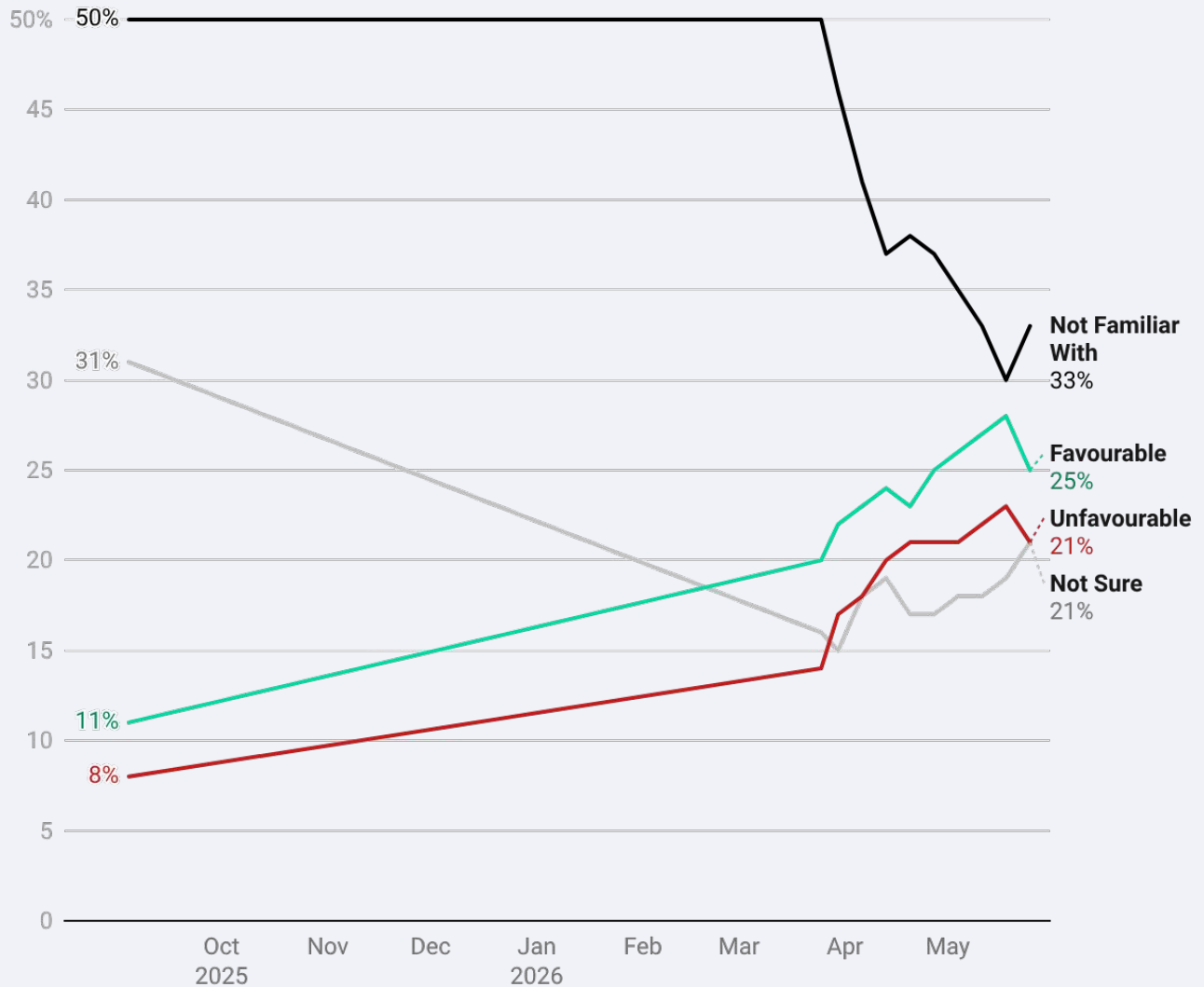
	18-34	35-49	50-64	65+
Favourable	34 %	41 %	38 %	37 %
Unfavourable	53 %	50 %	51 %	53 %
Not Sure	6 %	4 %	8 %	5 %
Not Familiar With	7 %	4 %	3 %	4 %

	Atlantic	QC	ON	MB/SK	AB	BC
Favourable	38 %	34 %	37 %	39 %	38 %	45 %
Unfavourable	51 %	56 %	51 %	50 %	52 %	49 %
Not Sure	6 %	5 %	6 %	8 %	5 %	4 %
Not Familiar With	5 %	5 %	5 %	3 %	5 %	2 %



Weekly Federal Tracker

Do you have a favourable or unfavourable **view** of **Avi Lewis**?



Weekly Federal Tracker

Do you have a favourable or unfavourable view of Avi Lewis?

	Total	Female	Male	Other
Favourable	25 %	25 %	25 %	24 %
Unfavourable	21 %	21 %	20 %	18 %
Not Sure	21 %	21 %	21 %	25 %
Not Familiar With	33 %	33 %	33 %	34 %

	18-34	35-49	50-64	65+
Favourable	31 %	28 %	20 %	21 %
Unfavourable	23 %	18 %	22 %	19 %
Not Sure	15 %	25 %	24 %	23 %
Not Familiar With	31 %	29 %	35 %	37 %

	Atlantic	QC	ON	MB/SK	AB	BC
Favourable	25 %	23 %	25 %	28 %	25 %	28 %
Unfavourable	21 %	22 %	21 %	20 %	19 %	18 %
Not Sure	25 %	23 %	17 %	19 %	25 %	28 %
Not Familiar With	29 %	31 %	38 %	33 %	31 %	26 %



Get in touch



liaison.ca



+1 416-483-2335



2586A Yonge Street, Second Floor
Toronto, Ontario