

# TAHOE FULL OVERLAY



Shown in Natural Oak

## Face Frame Construction

Tahoe is a DuraTek™ Shaker door with 2 ½" rail width with a slab drawer head that combines classic elegance with modern durability. Available in solid color or a textured wood grain, the fully sealed design with a superior coating offers excellent scratch resistance and resists fingerprints. It's ideal for those who appreciate timeless design with low maintenance. All doors are offered in a full overlay design.

## ALSO AVAILABLE IN THE FOLLOWING COLORS



Perfect White




Dolphin



Fossil Grey



Velvet Blue



Natural Oak



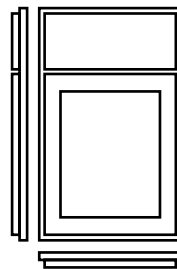
Cinnamon



Heritage Grey

## Features and Benefits

- ✓ 3/4" thick door and drawer front
- ✓ Full overlay front
- ✓ Finished in paint or stain
- ✓ Durable and easy to clean
- ✓ Soft close hinges



**NOTE:** All photography and illustrations used in this literature sheet should be used for inspiration purposes only. The appearance of actual colors or wood grains may vary due to the printed publication process. Customers are urged to view an actual sample for a realistic representation of wood grains and color tones.



110 Industrial Blvd., Eatonton, GA 31024



(770) 934-4044




sales@cosmocabinets.com

## Standard Cabinet Dimensions:

Wall Cabinets	12" Deep
Base Cabinets	24" Deep x 34 1/2"
Handicap Base Cabinets	24" Deep x 32 1/2"
Vanity Cabinets	21" Deep x 34 1/2"
Handicap Vanity Base Cabinets	21" Deep x 32 1/2"
Oven / Utility Cabinets	24" Deep x 84/90/96"
Linen Cabinets	21" Deep x 84/90/96" High
Drawer Depth	Vanity-18" ; Kitchen cabinet - 21"
Face Frame Stile and Rail Width	1 1/2"

## Construction Details:

1	Cabinet Box	Cabinet Box Particle Board (1/2") Or Plywood (1/2") Box With Natural Finish
2	Cabinet Back	Full Back 1/2"
3	Cabinet End Panel	Finished Ends need to be specified at the time of order. Both sides finished when specified.
4	Cabinet Fronts	Doors: 3/4" Thick Shaker or Slab Drawer Fronts: 3/4" Thick Slab
5	Hinges	Soft Close 6 Way Adjustable
6	Shelves	3/4" Thick Natural Finish
7	Drawer Box Options*	A PB 5/8" Box With Epoxy Self Close Slide B Dovetail 5/8" Solid Wood Box With Epoxy Self Close Slide C Dovetail 5/8" Solid Wood Box With Undermount Soft Close Slide



\*Plywood box construction options are B & C only.

