

WEIGHT: 66 lbs.
(CUSTOMER TO OFFLOAD IF OVER 6000 Lbs.)

Authorized Signature

Date _____

By signing above or stamping this drawing "approved" or "no exception taken" authorization is give to QCP to produce this drawing as shown within a 1/8" tolerance.

QUANTITY: _____

CONCRETE COLOR:

☐ NATURAL ☐ FRENCH GREY
☐ MISSION WHITE ☐ LATTE
☐ CUSTOM

CONCRETE TEXTURE:

- ☐ SANDSTONE
- ☐ SMOOTH
- ☐ GFRC HONED

SEALER: PERMASHIELD 4200 SEALER

GENERAL PRODUCT NOTES:

E = EXPOSED FINISHED SURFACE

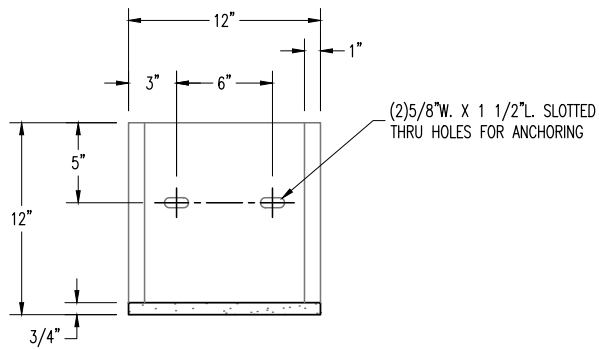
INSTALLATION IS REQUIRED BY OTHERS.

ALL EDGES TO BE EASED.

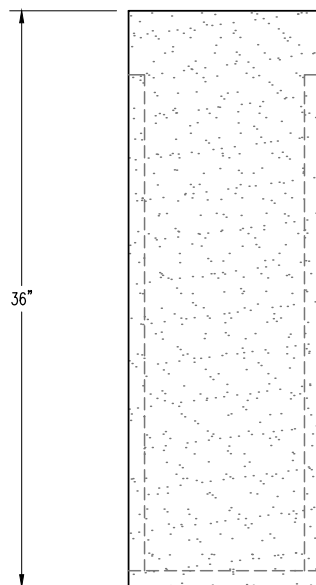
MANUFACTURING TOLERANCE $\pm 1/8"$.

GFRC

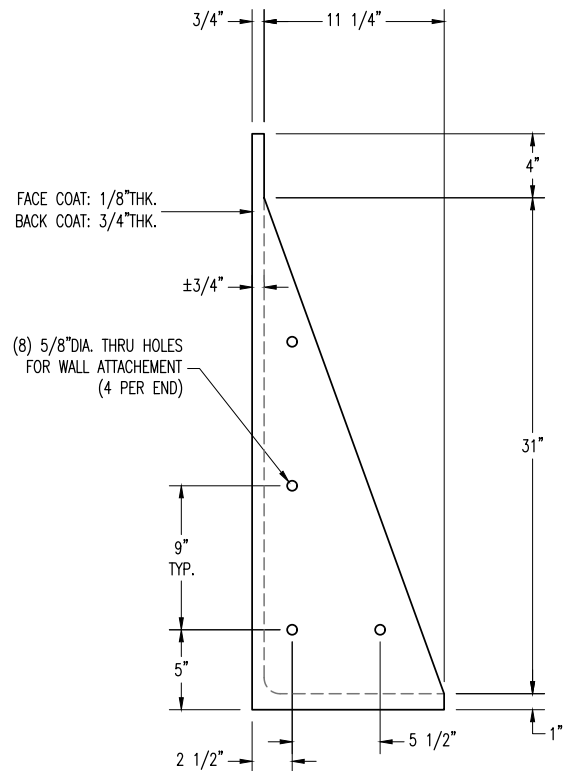
ANCHORING METHOD BY OTHERS



PLAN VIEW



ELEVATION VIEW



END VIEW