

PRODUCT: QWLEV243624RBWB

WEIGHT: 174 lbs. (GFRC ONLY)
(CUSTOMER TO OFFLOAD IF OVER 6000 Lbs.)

CONCRETE COLOR:

- ☐ NATURAL ☐ FRENCH GREY
☐ MISSION WHITE ☐ LATTE
☐ CUSTOM: _____

CONCRETE TEXTURE:

- ☐ SANDSTONE
☐ SMOOTH
☐ GFRC HONED

QUANTITY: _____

SEALER: PERMASHIELD 4200 SEALER

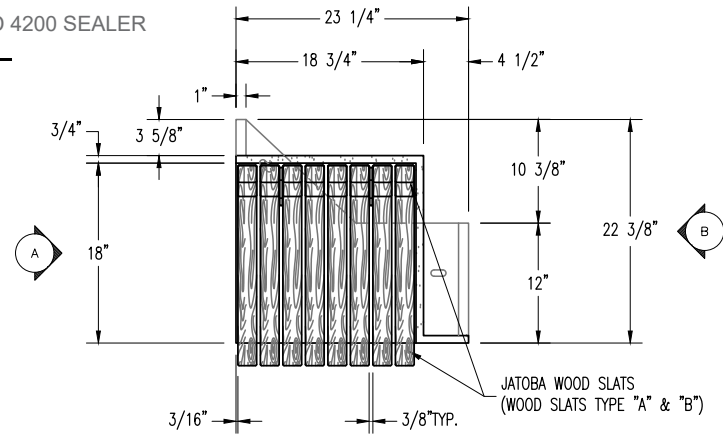
GENERAL PRODUCT NOTES:

E = EXPOSED FINISHED SURFACE
INSTALLATION IS REQUIRED BY OTHERS.
ALL EDGES TO BE EASED.
MANUFACTURING TOLERANCE $\pm 1/4"$.
GFRC
ANCHORING METHOD BY OTHERS

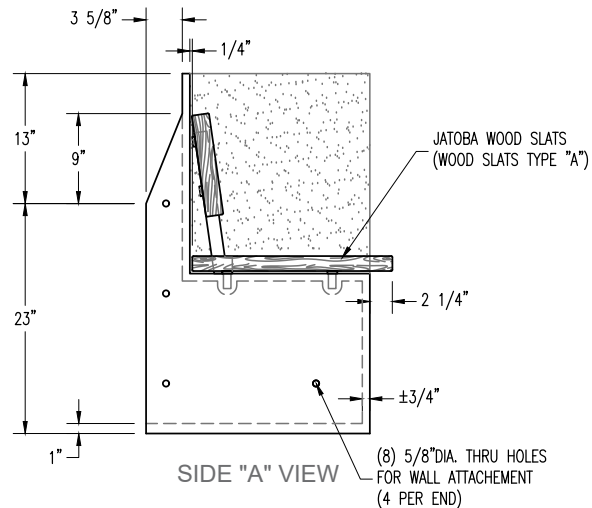
Authorized Signature _____

Date _____

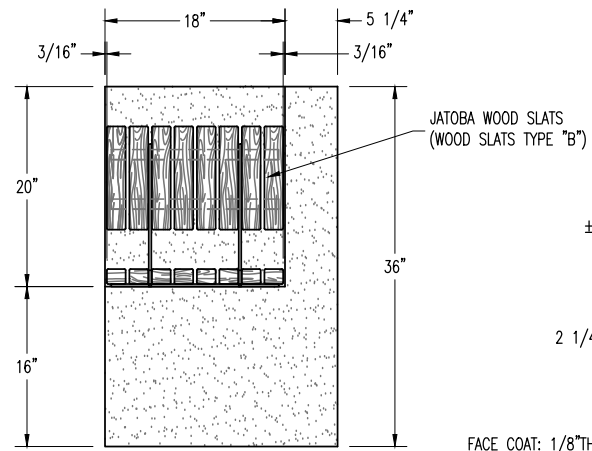
By signing above or stamping this drawing "approved" or "no exception taken" authorization is given to QCP to produce this drawing as shown within a 1/8" tolerance.



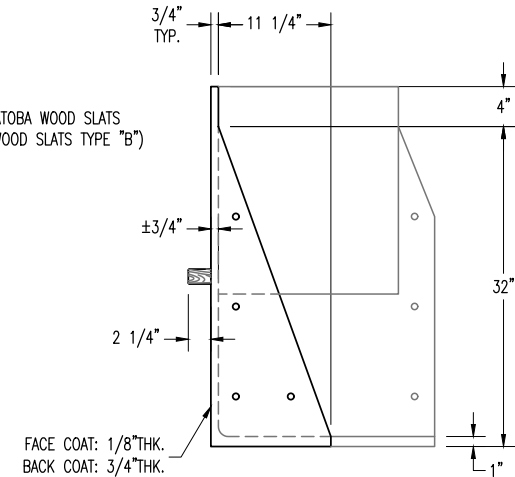
PLAN VIEW



SIDE "A" VIEW



ELEVATION VIEW



SIDE "B" VIEW

QCP
www.qcp-corp.com

PLAN TYPE

CONSTRUCTION PLAN

PRODUCT

QWLEV243624RBWB | RIGHT WALL BENCH | LEVUS

PROJECT NAME

DATE

4/3/25

SCALE

5/8" = 1'

PC. NO.

FILE NO.

QWLEV243624RBWB-1

DRAWN BY:

QC ITEM NO.

SHEET

1

OF

2