

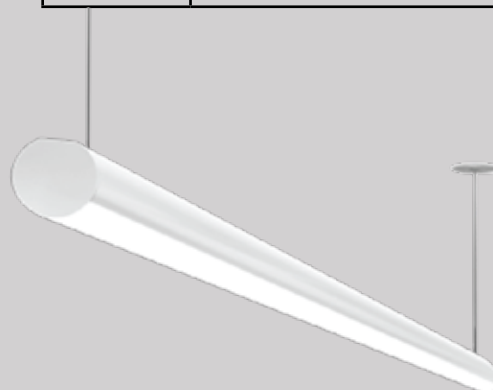
## Interior Ambient LED Luminaire

Client:	
Order#:	
Project:	
Type:	

- Delivers up to 100 lm/W at 4000K
- 70% direct/30% indirect distribution
- Accurate interior color rendering with 90+ CRI
- Voltage: 120-277V (Universal) or Power over Ethernet (PoE)
- R9 value of 60+

## PHYSICAL

- Housing: 9/16" x 1.5" extruded T5-6063 Aluminum with a clear anodized finish
- Designed for a remotely-mounted driver with a low-voltage power drop.
- Housing features an internal screw channel for mounting the LED board, 2 internal L channels to slide the lens into the housing, and an external T channel on the top side to slide the mounting hardware.
- For more features see page 2



USA

5Vr

Warranty  
(10 optional)

Model Number	CCT	CRI	Projected Lifetime	Dimming	Operating Temperature	Warranty
Interior Ambient LED Luminaire	2700K, 3000K, 3500K, 4000K,	90+	245,000 Hours (L80); 104,000 Hours (L90)	0-10V Dimming Standard	-40°C to +50°C Ambient	5 year Standard
						10 year Optional

SP / / / / U / / / / / / / / / /

SERIES LENGTH OUTPUT CCT VOLTAGE FINISH MOUNTING PROVISIONS CABLE LENGTH OPTIONS WARRANTY

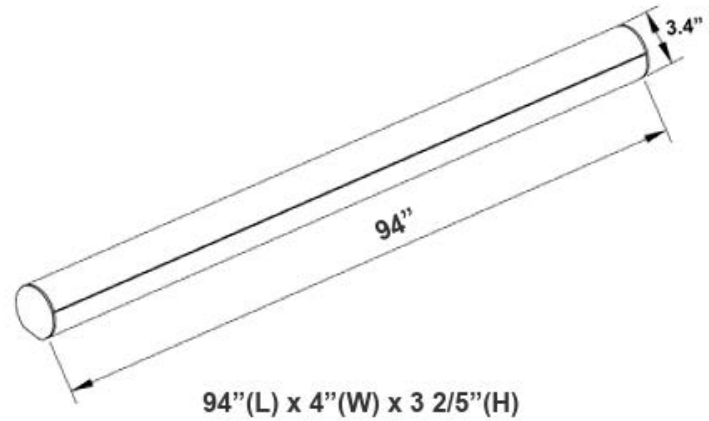
Fixture Series		CCT		Mounting Provisions	
SP	Solo Pendant	27	2700K	HL	Hard Lid/Drywall Ceiling
Length		30	3000K	TB	T-Bar Grid Ceiling
2	2'	35	3500K	WL	Drywall Wall Mount
3	3'	40	4000K	Cable Length	
4	4'	Voltage		CA	24" Cable
6	6'	U	120-277V	CB	48" Cable
8	8'	Finish		CF	72" Cable
Output		W	Matte White (Standard)	CG	96" Cable
L	6.4W/ft	S	Silver	Options	
M	9.6W/ft	B	Black	ES1	Lutron LDE1 Series EcoSystem 1% Dimming with Soft On Fade to Black
H	12.8W/ft	C	Custom	N	None
				Warranty	
				5	5 Year Warrant
				10	10 Year Warrant Optional

- 1 ESI Option only available up to 90W  
2 5 Year Warranty is Standard unless specified

## Features (continued)

- :: Aluminum Housing With Matte White Finish
- :: Custom Colors Available
- :: Lens Snaps into Housing
- :: Make Different Connections Via L Joints on Both Ends
- :: Mounting Options: Surface, Suspended, Wall
- :: IP Rating: IP54
- :: Operating Temperature
- :: Dimmable: 0~10V Dimming
- :: Total Lumens: 4765M/ 5090LM/ 4967LM/ 5052LM
- :: Color Temperatures: 3000K/3500K/4000K/5000K
- :: Multi-CCT(Selectable Switch Inside Fixture)
- :: Color Rendering Index: CRI ≥ 80
- :: Up Light Option Available
- :: 50,000 Hours Rated Life
- :: 5-Year Warranty

## Dimensions

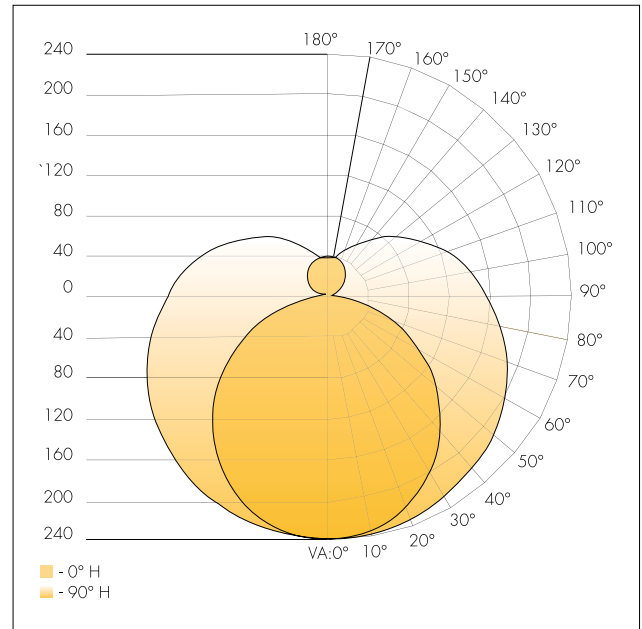


## Dimensions

Coefficients of Utilization - Zonal Cavity Method Effective Floor Cavity  
Reflectance: 20%

RCC %:	80				70				50				30				10				0			
RW %:	70	50	30	0	70	50	30	0	50	30	20	10	50	30	20	10	50	30	20	10	50	30	20	10
RCR: 0	1.12	1.12	1.12	1.12	1.06	1.06	1.06	.71	.95	.95	.95	.85	.85	.85	.85	.75	.75	.75	.75	.71	.71	.71	.71	.71
1	.99	.93	.87	.82	.93	.87	.83	.53	.78	.74	.70	.69	.66	.63	.61	.58	.56	.56	.56	.52	.52	.52	.52	.52
2	.88	.79	.71	.64	.83	.74	.67	.42	.66	.60	.55	.58	.54	.50	.51	.48	.44	.41	.41	.41	.41	.41	.41	.41
3	.80	.68	.59	.52	.75	.64	.56	.34	.57	.50	.45	.50	.45	.41	.44	.40	.36	.33	.33	.33	.33	.33	.33	.33
4	.73	.60	.50	.43	.68	.56	.48	.29	.50	.43	.37	.44	.39	.34	.39	.34	.30	.27	.27	.27	.27	.27	.27	.27
5	.66	.53	.43	.36	.62	.50	.41	.24	.45	.37	.32	.39	.34	.29	.35	.30	.26	.23	.23	.23	.23	.23	.23	.23
6	.61	.47	.38	.31	.57	.45	.36	.21	.40	.33	.27	.35	.29	.25	.31	.26	.22	.20	.20	.20	.20	.20	.20	.20
7	.56	.43	.34	.27	.53	.40	.32	.19	.36	.29	.24	.32	.26	.22	.28	.23	.20	.17	.17	.17	.17	.17	.17	.17
8	.52	.39	.30	.24	.49	.37	.29	.17	.33	.26	.21	.29	.24	.19	.26	.21	.17	.15	.15	.15	.15	.15	.15	.15
9	.49	.35	.27	.21	.46	.33	.26	.15	.30	.23	.19	.27	.21	.17	.24	.19	.16	.14	.14	.14	.14	.14	.14	.14
10	.46	.32	.24	.19	.43	.31	.23	.13	.28	.21	.17	.25	.19	.15	.22	.18	.14	.12	.12	.12	.12	.12	.12	.12

Model 4ft Low Output 3500K



## Zonal Lumen Summary

Zone	Lumens	%Luminaire
0-30	187.2	13.2%
0-40	314.9	22.3%
0-60	608.8	43.1%
60-90	392.8	27.8%
70-100	344.7	24.4%
90-120	251.6	17.8%
0-90	1,001.6	70.9%
90-180	412.0	29.1%
0-180	1,413.6	100%