

ARTEMIS: Rosha 2" Square


Architectural Recessed Down Light (Wall Washer)

Rosha 2" Spotlights come in adjustable, adjustable tube, and wall washer format. Meeting for your needs, these down lights are made with quality aluminum, granting a Ingress Protection grading of IP 20.

Client:	
Order#:	
Project:	
Type:	

FEATURES

- Cold-forged aluminum radiator, twice heat dissipation of the die-cast aluminum
- COB LED Chip, deep hidden light source, multiple anti-glare
- Aluminum Reflector, Much better lighting distribution than plastic
- Fully metal made, good texture, high performance
- Comes in trim & trimless



PERFORMANCE DATA

Product ID	Body	Apperance	Wattage	Ingress Protection	CCT	CRI	Driver Voltage & Options
ROSHA-SW	Square Wall Washer	Trim & Trimless	Max: 15W	IP20	2700K 3000K 3500K 4000K	90Ra	120-277Vac

ORDERING INFORMATION

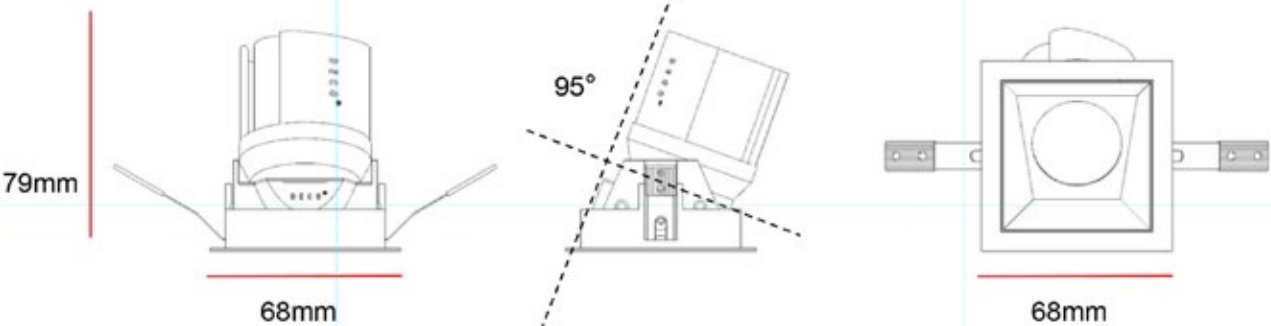
ROSHA / SW / APPEARANCE / COLOR / CCT / WARRANTY
 SERIES BODY APPEARANCE COLOR CCT WARRANTY

FIXTURE SERIES	
ROSHA	Rosha 2" Recessed Deco Downlight
BODY	
SW	Square Wall Washer
APPEARANCE	
T	Trim
TL	Trimless
COLOR	
W	White
B	Black

CCT	
27K	2700K
30K	3000K
35K	3500K
40K	4000K
WARRANTY	
5	5 Year Warranty (included)
10	10 Year Warranty

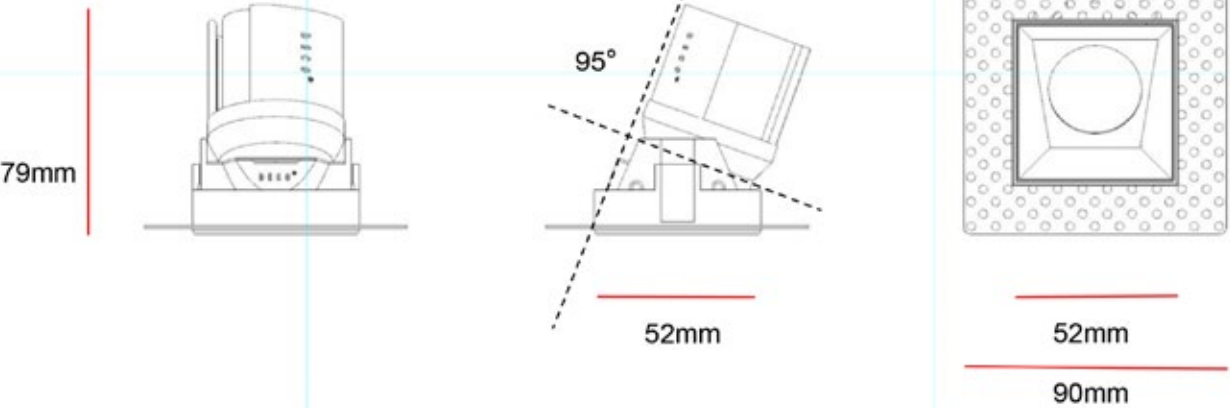
Micro Flange

CUT : 60mm



Flangeless

CUT : 60mm



Accessories

Drivers in Junction Box

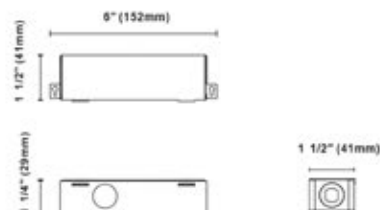


CMEM55

Triac

8W/10W/12W/15W

For 1



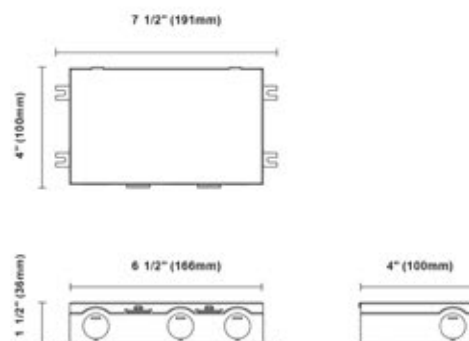
KIG-DWJ

Triac/0-10V/1-10V

Potentiometer/10V PWM 5 in 1

20W/40W/60W

For 1-6



Brackets for New-Construction



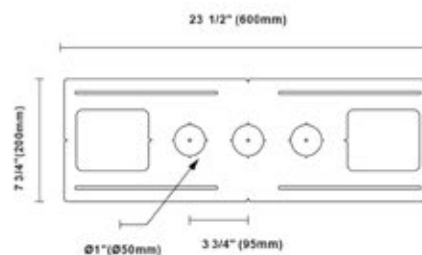
BRKT-3R45A

For Artemis trim & trimless

Type: New construction plate

Cut out:

Round: Ø1"*(Ø50mm)



Remark

Tailored brackets are available with a reasonable surcharge, details as below,

- The customized brackets' dimensions are still the same as the existing ones, 600*200mm
- Hole sizes can be customized within the range of 25-100mm
- Holes quantity can be indicated, 1-7pcs
- Holes' positions on the bracket can be done as requests

Brackets for New-Construction (4-legs)

NCP-SR3-R21

For Artemis trim & trimless



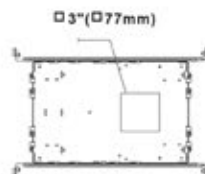
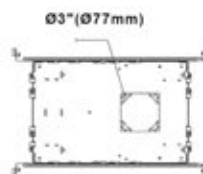
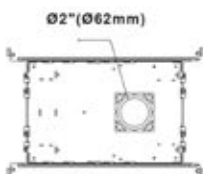
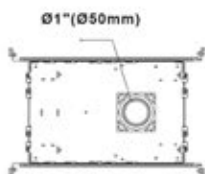
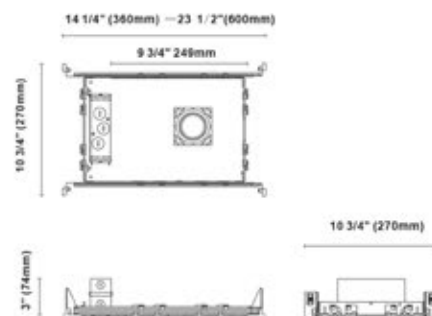
Cut out:

Round: Ø3" (Ø77mm)

Ø2" (Ø62mm)

Ø1" (Ø50mm)

Square: □3" (□77mm)



IC-Box for New-Construction (4-legs)

NCBX-SR3-R21

For Artemis trim & trimless



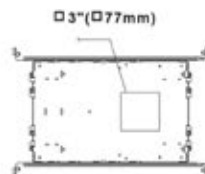
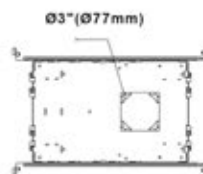
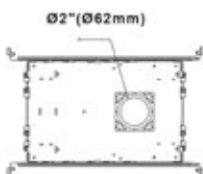
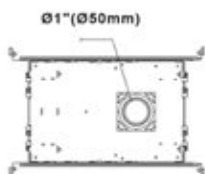
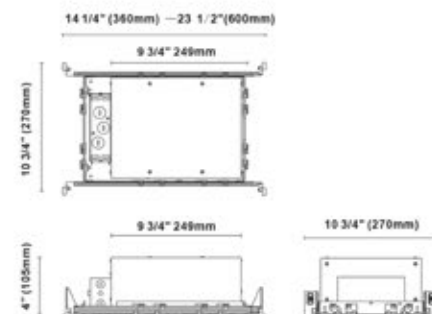
Cut out:

Round: Ø3" (Ø77mm)

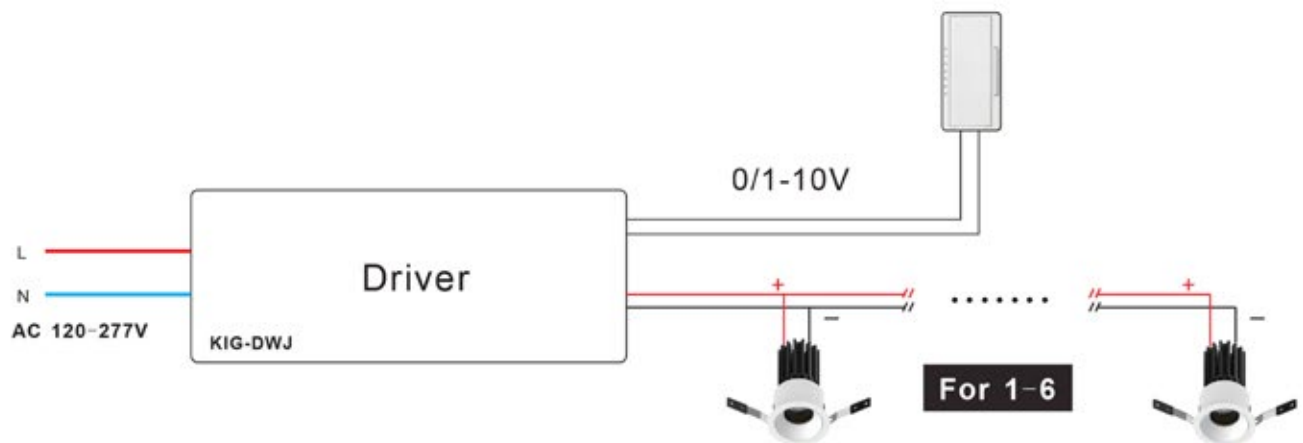
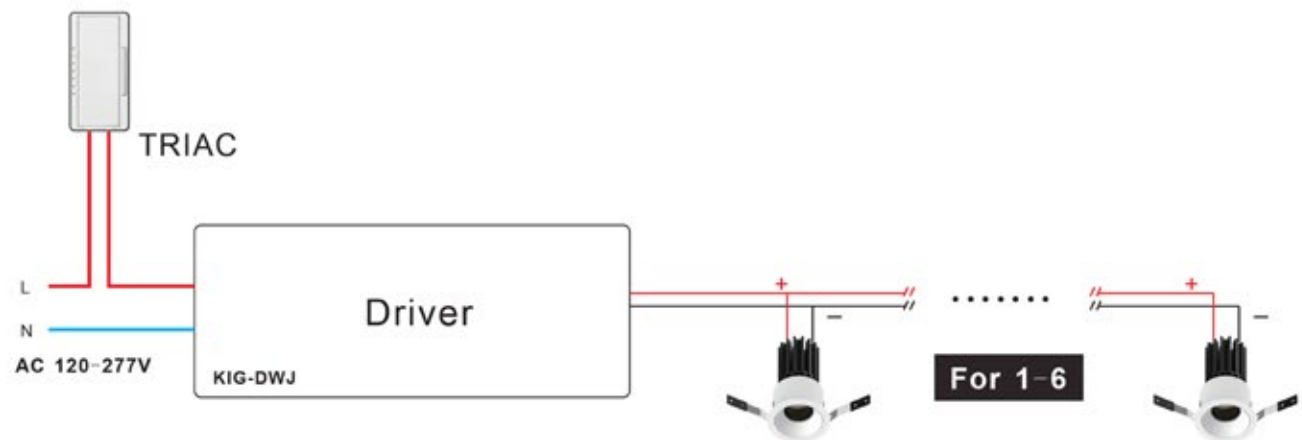
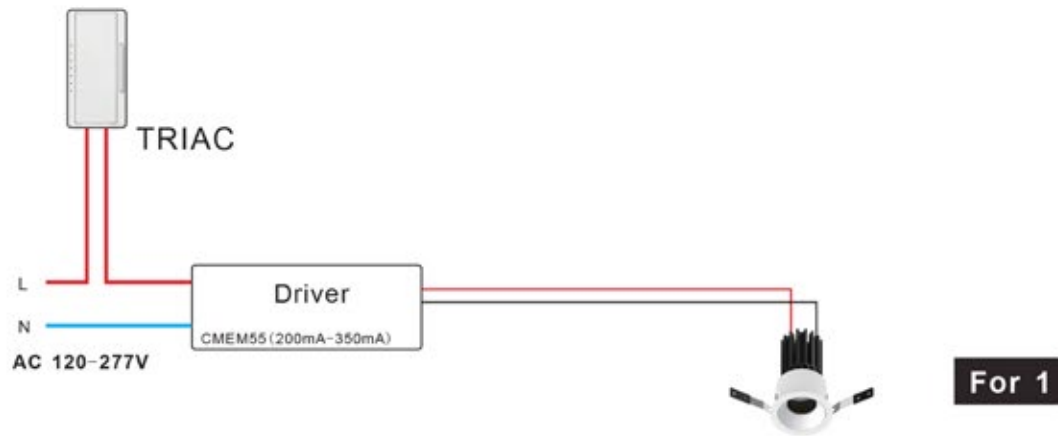
Ø2" (Ø62mm)

Ø1" (Ø50mm)

Square: □3" (□77mm)



NON-IC Wire Diagram



IC Rated Wire Diagram

