

# ARTEMIS: Rosha 2 Square™

## Architectural Recessed Down Light (Adjustable)

Rosha 2" Spotlights come in adjustable, adjustable tube, and wall washer format. Meeting for your needs, these down lights are made with quality aluminum, granting a Ingress Protection grading of IP 20.

Client:	
Order#:	
Project:	
Type:	

### FEATURES

- Cold-forged aluminum radiator, twice heat dissipation of the die-cast aluminum
- COB LED Chip, deep hidden light source, multiple anti-glare
- Aluminum Reflector, Much better lighting distribution than plastic
- Fully metal made, good texture, high performance
- Comes in trim & trimless



### PERFORMANCE DATA



Product ID	Body	Apperance	Wattage	Ingress Protection	Beam Angle	CCT	CRI	Driver Voltage & Options
ROSHA-SA	Square Adjustable	Trim & Trimless	Max: 15W	IP20	15° 25° 35° 50°	2700K 3000K 3500K 4000K Dim to Warm 2700-1800K 3000-1800K	90Ra	120-277Vac

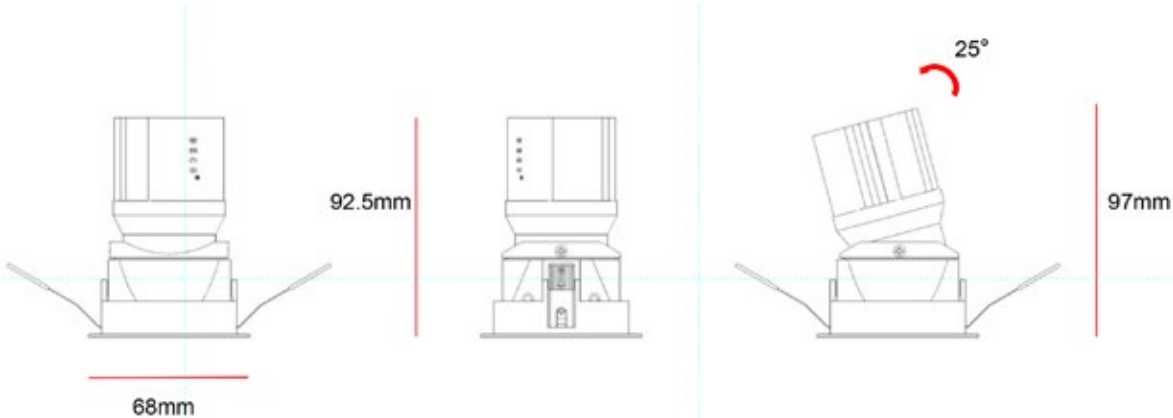
### ORDERING INFORMATION

ROSHA / SA / / / / /  
 SERIES BODY APPEARANCE REFLECTOR COLOR CCT BEAM ANGLE WARRANTY

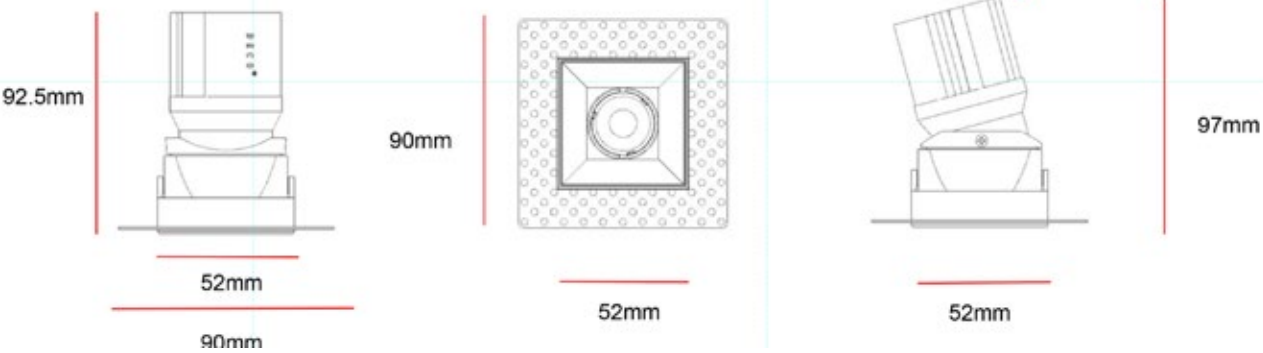
FIXTURE SERIES	
ROSHA	Rosha 2" Recessed Deco Downlight
BODY	
SA	Square Adjustable
APPEARANCE	
T	Trim
TL	Trimless
REFLECTOR COLOR	
W	White
B	Black

CCT	
27K	2700K
30K	3000K
35K	3500K
40K	4000K
WD18/27K	Warm Dim 1800K to 2700K
WD18/30K	Warm Dim 1800K to 3000K
BEAM ANGLE	
15	15°
25	25°
35	35°
50	50°
WARRANTY	
5	5 Year Warranty (included)
10	10 Year Warranty

Micro Flange  
CUT: 60mm



Flangeless  
CUT: 60mm



## Accessories

### Drivers in Junction Box

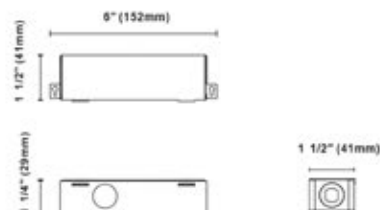


#### CMEM55

Triac

8W/10W/12W/15W

For 1



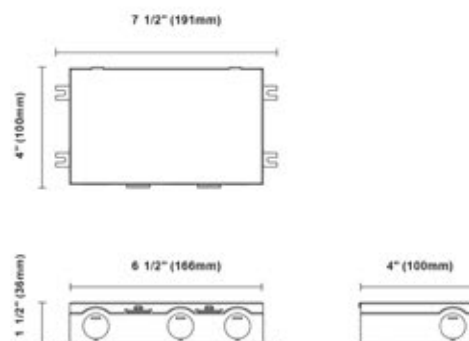
#### KIG-DWJ

Triac/0-10V/1-10V

Potentiometer/10V PWM 5 in 1

20W/40W/60W

For 1-6



### Brackets for New-Construction



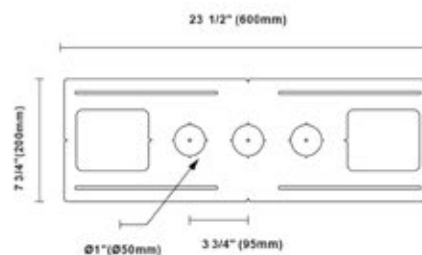
#### BRKT-3R45A

For Artemis trim & trimless

Type: New construction plate

Cut out:

Round: Ø1"\*(Ø50mm)



### Remark

Tailored brackets are available with a reasonable surcharge, details as below,

- The customized brackets' dimensions are still the same as the existing ones, 600\*200mm
- Hole sizes can be customized within the range of 25-100mm
- Holes quantity can be indicated, 1-7pcs
- Holes' positions on the bracket can be done as requests

## Brackets for New-Construction (4-legs)

### NCP-SR3-R21

For Artemis trim & trimless



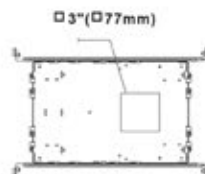
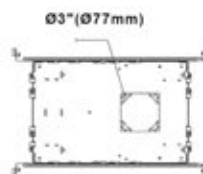
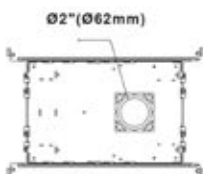
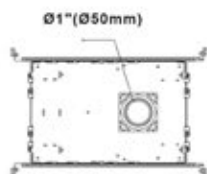
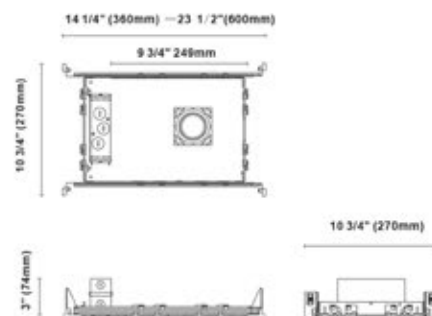
Cut out:

Round: Ø3" (Ø77mm)

Ø2" (Ø62mm)

Ø1" (Ø50mm)

Square: □3" (□77mm)



## IC-Box for New-Construction (4-legs)

### NCBX-SR3-R21

For Artemis trim & trimless



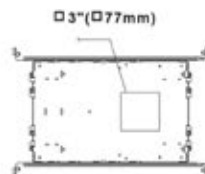
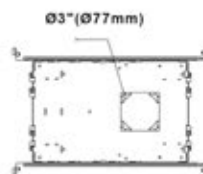
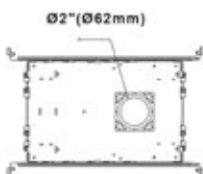
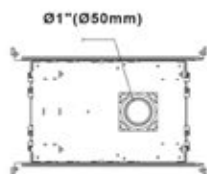
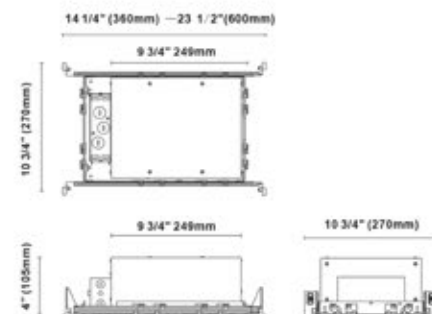
Cut out:

Round: Ø3" (Ø77mm)

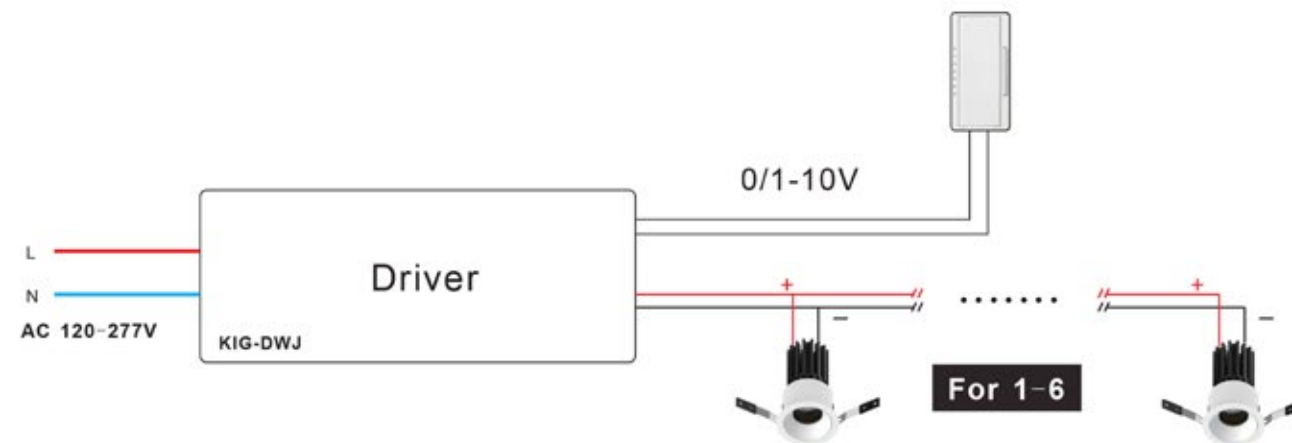
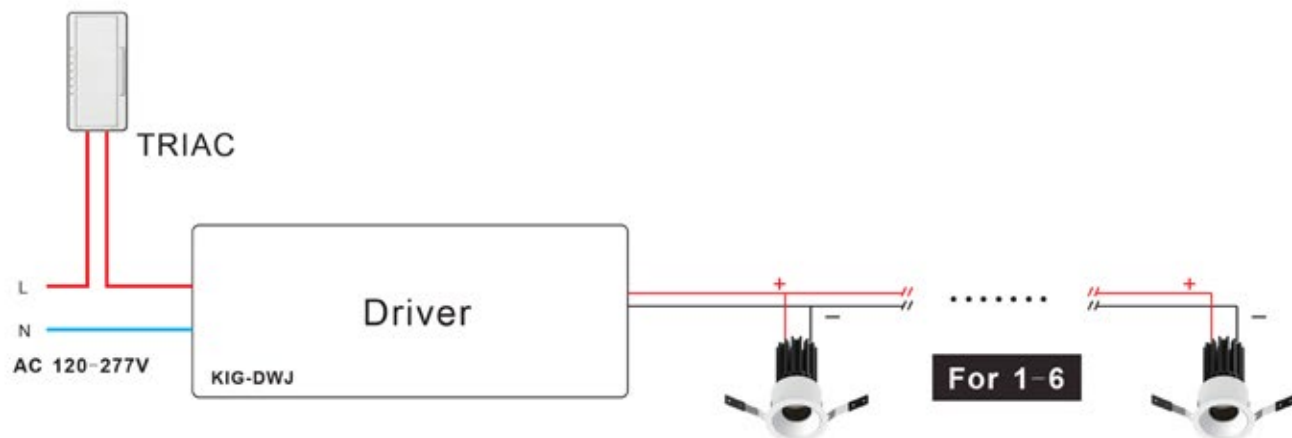
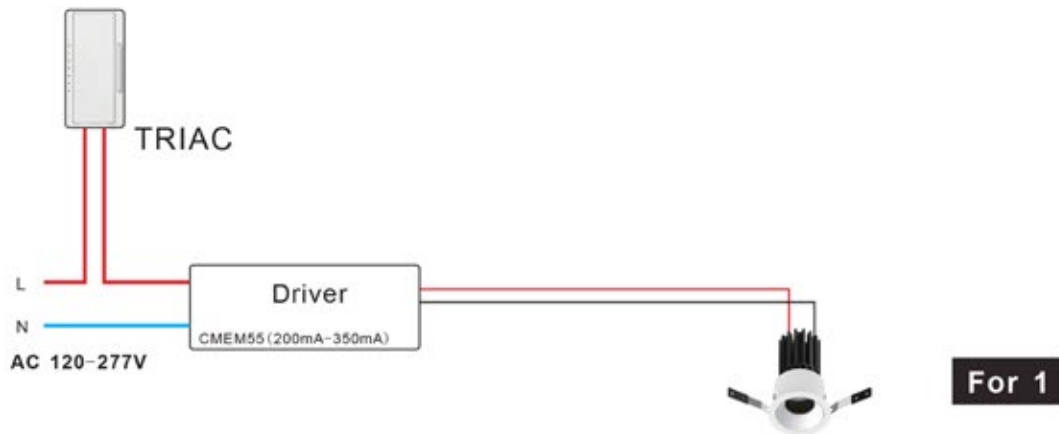
Ø2" (Ø62mm)

Ø1" (Ø50mm)

Square: □3" (□77mm)



NON-IC Wire Diagram



## IC Rated Wire Diagram

