

ARTEMIS: Gianna 3"

Architectural Recessed Down Light (Adjustable)

Gianna 3" Downlights come in adjustable, fixed, adjustable snout, adjustable tube, adjustable extended tube, and twin format. They also come in squared-shaped frames, known as the Gianna Solo, Duet, and Quartet format. With the magnetic fixing structure, the modules are easily installed and maintained.

Client:	
Order#:	
Project:	
Type:	

FEATURES

- Cold-forged aluminum radiator, twice heat dissipation of the die-cast aluminum
- COB LED Chip, deep hidden light source, multiple anti-glare
- Aluminum Reflector, Much better lighting distribution than plastic
- Fully metal made, good texture, high performance
- Comes in trim & trimless and semi-recessed



PERFORMANCE DATA

Product ID	Body	Appearance	Wattage	Ingress Protection	Beam Angle	CCT	CRI	Driver Voltage & Options
GIANNA-A	Adjustable	Trim Trimless Semi-recessed	Max: 15W	IP20	15° 25° 35° 50°	2700K 3000K 3500K 4000K	90Ra	120-277Vac

ORDERING INFORMATION

GIANNA / A / _____ / _____ / _____ / _____ / _____ / _____ / _____
 SERIES / BODY / APPEARANCE / TRIM COLOR / BASE COLOR / REFLECTOR COLOR / CCT / BEAM ANGLE / WARRANTY

FIXTURE SERIES	
GIANNA	Gianna 3" Recessed Deco Downlight
BODY	
A	Adjustable
APPEARANCE	
T	Trim
TL	Trimless
S	Semi-recessed
TRIM COLOR (TRIM ONLY)	
W	White
B	Black
SEMI-RECESSED BASE COLOR (SEMI-RECESSED ONLY)	
W	White
B	Black
REFLECTOR COLOR	
W	White
B	Black
G	Gold
BM	Black Mirror (Trim & Trimless only)

CCT	
27K	2700K
30K	3000K
35K	3500K
40K	4000K
BEAM ANGLE	
15	15°
25	25°
35	35°
50	50°
WARRANTY	
5	5 Year Warranty (included)
10	10 Year Warranty

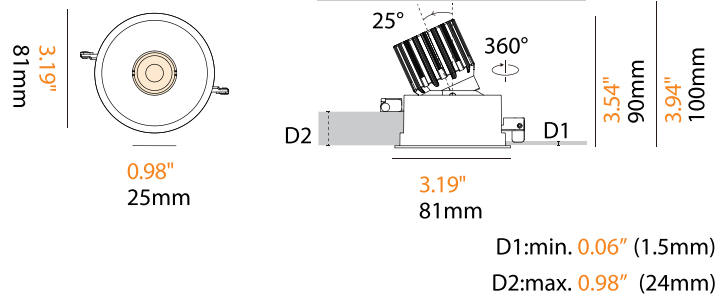
GIANNA-A-T



P. system	I (led)	Beam Angle	CCT	Lumens
15W	350mA	15°	2700K	762.0lm
			3000K	814.5lm
			4000K	925.0lm
15W	350mA	25°	2700K	1145.3lm
			3000K	1197.8lm
			4000K	1308.3lm
15W	350mA	35°	2700K	1239.3lm
			3000K	1291.8lm
			4000K	1402.3lm
15W	350mA	50°	2700K	1331.7lm
			3000K	1384.2lm
			4000K	1494.7lm



Light Source	Input Voltage	CRI	UGR	Shielding Angle
LED COB	DC36V	90Ra	∅ 13	50°



With Trim



Accessories



Driver: 120-277Vac ON-OFF | TRIAC | 0/1-10V | DALI

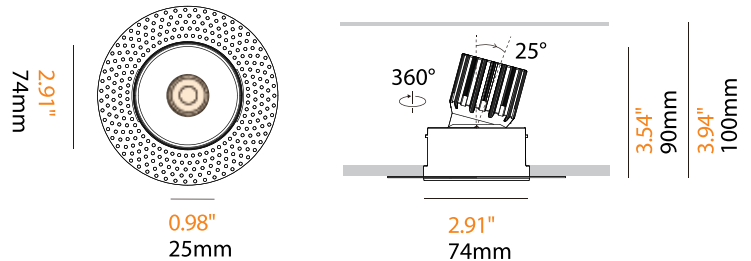
GIANNA-A-TL



P. system	I (led)	Beam Angle	CCT	Lumens
15W	350mA	15°	2700K	762.0lm
			3000K	814.5lm
			4000K	925.0lm
15W	350mA	25°	2700K	1145.3lm
			3000K	1197.8lm
			4000K	1308.3lm
15W	350mA	35°	2700K	1239.3lm
			3000K	1291.8lm
			4000K	1402.3lm
15W	350mA	50°	2700K	1331.7lm
			3000K	1384.2lm
			4000K	1494.7lm



Light Source	Input Voltage	CRI	UGR	Shielding Angle
LED COB	DC36V	90Ra	∅ 13	50°



Trimless



Driver: 120-277Vac ON-OFF | TRIAC | 0/1-10V | DALI

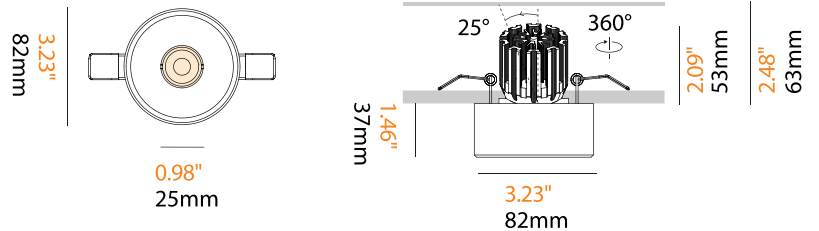
GIANNA-A-S



P. system	I (led)	Beam Angle	CCT	Lumens
15W	350mA	15°	2700K	762.0lm
			3000K	814.5lm
			4000K	925.0lm
15W	350mA	25°	2700K	1145.3lm
			3000K	1197.8lm
			4000K	1308.3lm
15W	350mA	35°	2700K	1239.3lm
			3000K	1291.8lm
			4000K	1402.3lm
15W	350mA	50°	2700K	1331.7lm
			3000K	1384.2lm
			4000K	1494.7lm



Light Source	Input Voltage	CRI	UGR	Shielding Angle
LED COB	DC36V	90Ra	☒ 13	50°



Color

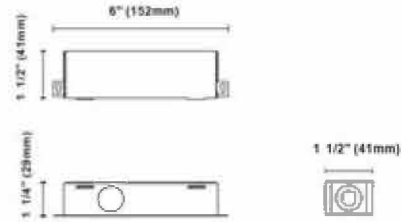


Driver: 120-277Vac ON-OFF | TRIAC | 0/1-10V | DALI

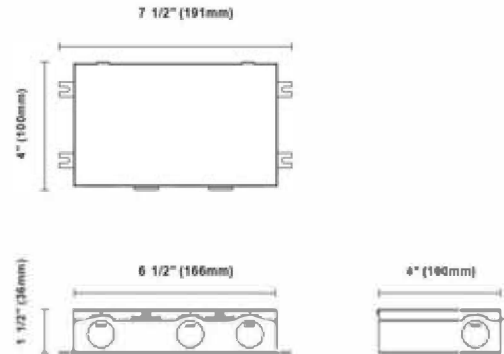
Accessories

Drivers in Junction Box

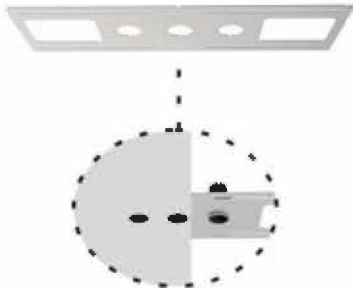
CMEM55-XX
 TRIAC 6W, 8W, 10W, 15W
 XX = *Must specify wattage*



KIG-020-WDJ
 Triac/0-10V/1-10V LED DRIVER 10w/15w/17w/18w/20w 120-277V
 [250mA, 350mA, 400mA, 450mA, 500mA, 600mA, 700mA]



Brackets for New-Construction

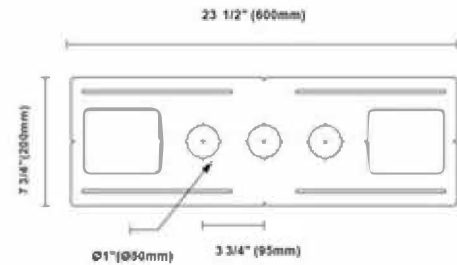


BRKT-3R45A

For Artemis trim & trimless
 Type: New construction plate

Cut out:

Round: Ø1" * 3(Ø50mm)



Remark

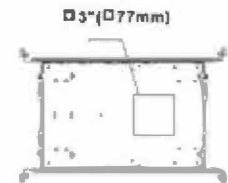
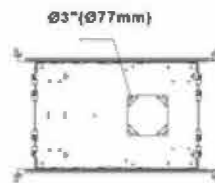
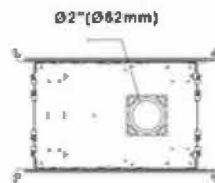
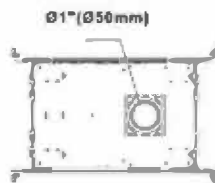
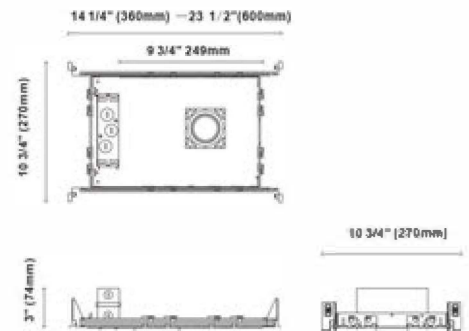
- Tailored brackets are available with a reasonable surcharge, details as below,
- The customized brackets' dimensions are still the same as the existing ones, 600*200mm
 - Hole sizes can be customized within the range of 25-100mm
 - Holes quantity can be indicated, 1-7pcs
 - Holes' positions on the bracket can be done as requests

Brackets for New-Construction (4-legs)

NCP-SR3-R21-XXX
 xxx = *must specify wattage*



Cut out:
 Round: Ø3" (Ø77mm)
 Ø2" (Ø62mm)
 Ø1" (Ø50mm)
 Square: □3" (□77mm)

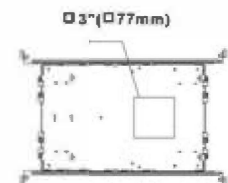
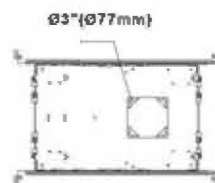
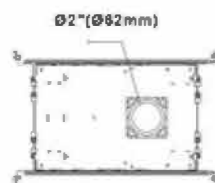
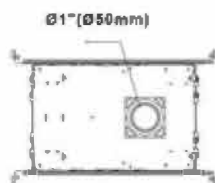
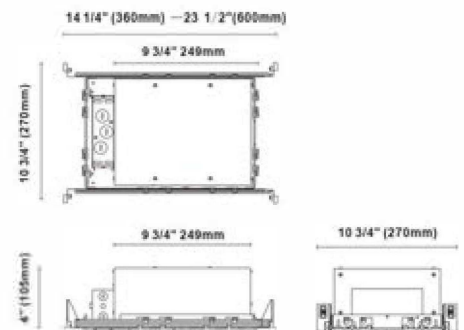


IC-Box for New-Construction (4-legs)

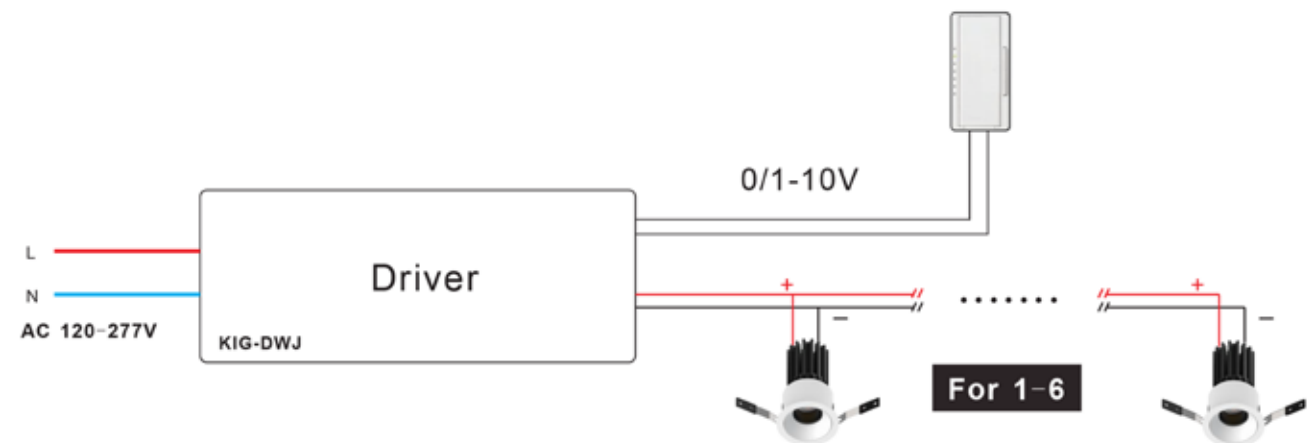
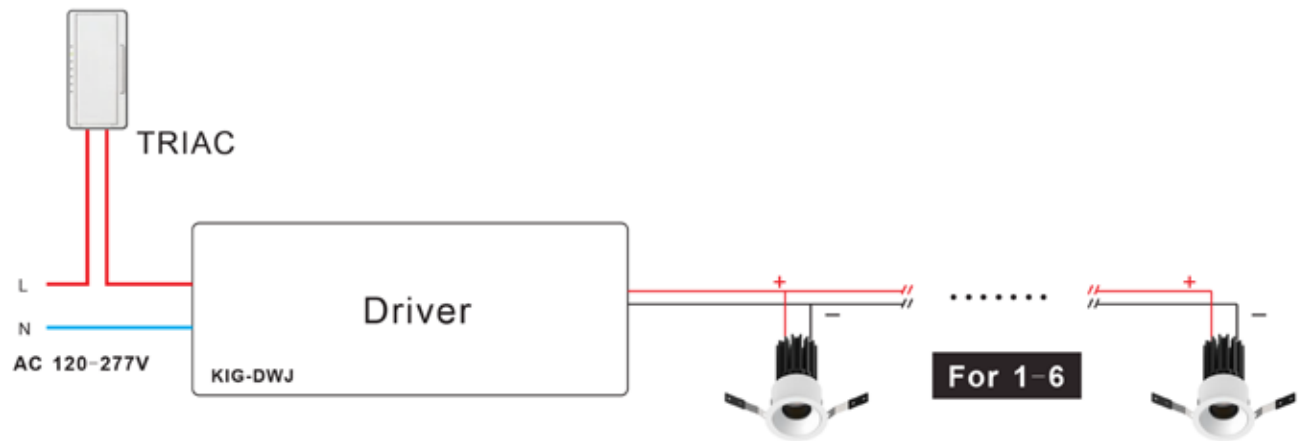
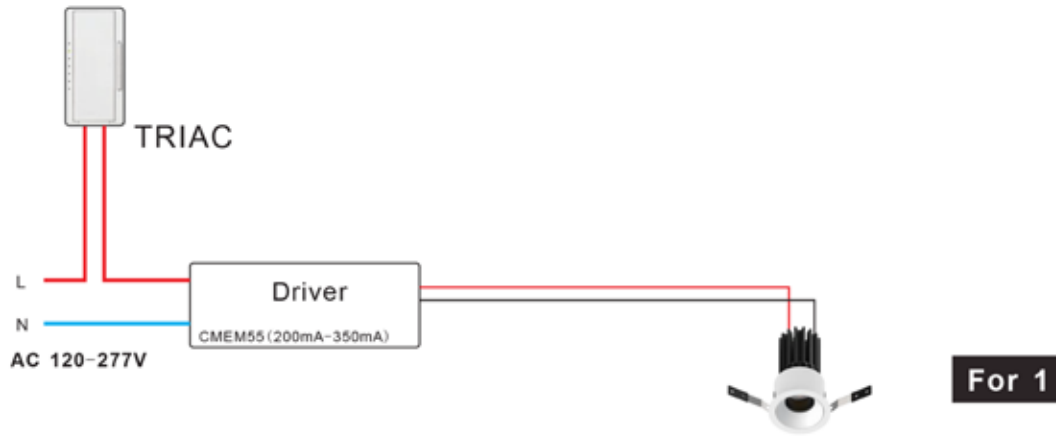
NCBX-SR3-R21-XXX
 xxx = *must specify wattage*



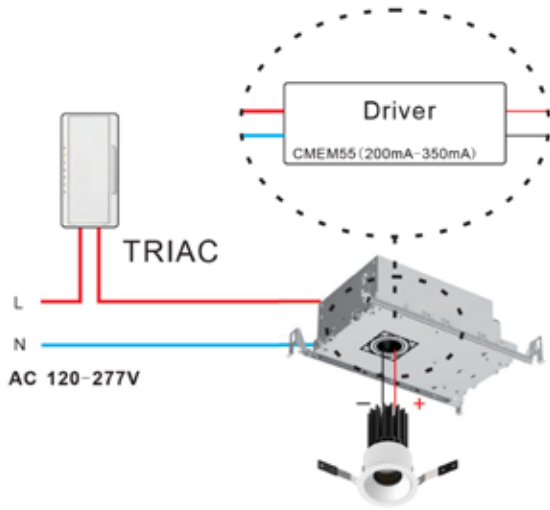
Cut out:
 Round: Ø3" (Ø77mm)
 Ø2" (Ø62mm)
 Ø1" (Ø50mm)
 Square: □3" (□77mm)



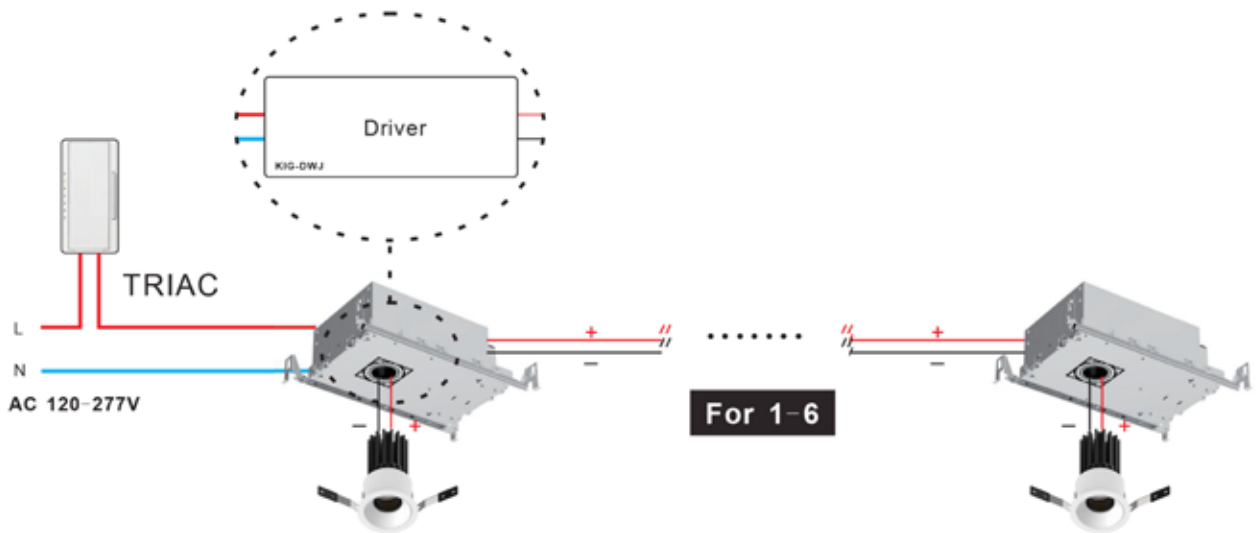
NON-IC Wire Diagram



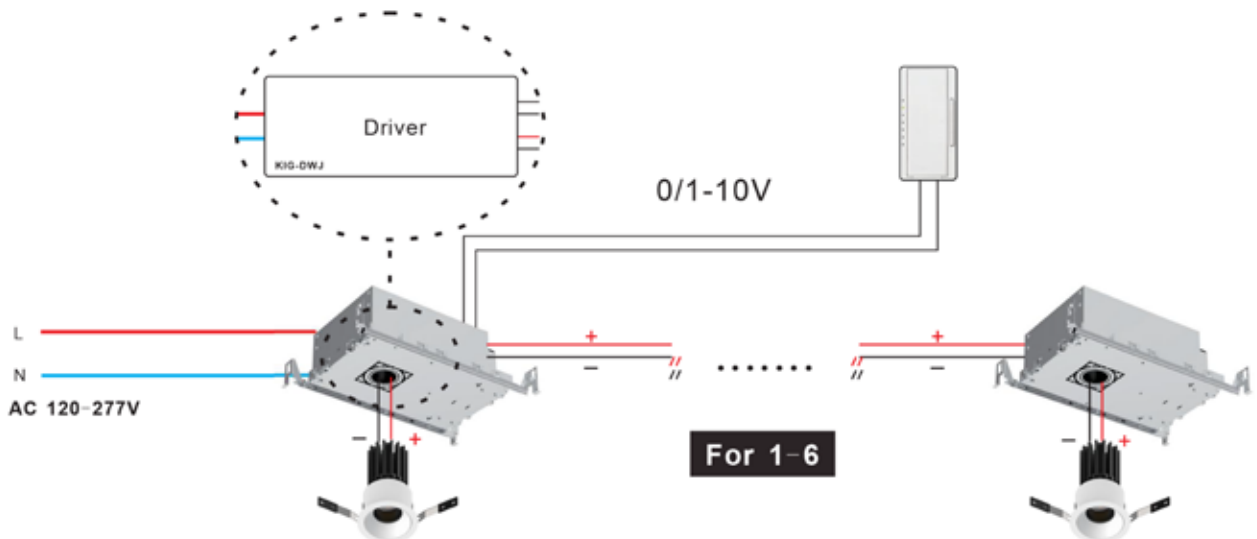
IC Rated Wire Diagram



For 1



For 1-6



For 1-6