

ARTEMIS: Gianna 3"

Architectural Recessed Down Light (Solo)

Gianna 3" Downlights come in adjustable, fixed, adjustable snout, adjustable tube, adjustable extended tube, and twin format. They also come in squared-shaped frames, known as the Gianna Solo, Duet, and Quartet format. With the magnetic fixing structure, the modules are easily installed and maintained.

FEATURES

- Cold-forged aluminum radiator, twice heat dissipation of the die-cast aluminum
- COB LED Chip, deep hidden light source, multiple anti-glare
- Aluminum Reflector, Much better lighting distribution than plastic
- Fully metal made, good texture, high performance
- Comes in trim & trimless and semi-recessed

Client:	
Order#:	
Project:	
Type:	



PERFORMANCE DATA

Product ID	Body	Light Direction	Appearance	Wattage	Beam Angle	CCT	CRI	Driver Voltage
GIANNA-S-F	Solo (Square)	Fixed (IP44) OR Adjustable (IP20)	Trim & Trimless	Max: 15W	15° 25° 35° 50°	2700K 3000K 3500K 4000K Dim to Warm 2700-1800K 3000-1800K	90Ra	AC 100-120V
GIANNA-S-A								
GIANNA-S-F65		Fixed (IP65)	Trim					


ORDERING INFORMATION

GIANNA / SOLO / _____ / _____ / _____ / _____ / _____ / _____ / _____
SERIES / BODY / LIGHT DIRECTION / APPEARANCE / TRIM COLOR / REFLECTOR COLOR / CCT / BEAM ANGLE / WARRANTY

FIXTURE SERIES	
GIANNA	Gianna 3" Recessed Deco Downlight
BODY	
S	Solo (Square)
LIGHT DIRECTION	
F	Fixed
F65	Fixed (IP65) - Trim Only
A	Adjustable: 360° Horizontal, 25° Vertical
APPEARANCE	
T	Trim
TL	Trimless
TRIM COLOR	
W	White
B	Black
REFLECTOR COLOR	
W	White
B	Black
G	Gold

CCT	
27K	2700K
30K	3000K
35K	3500K
40K	4000K
WD18/27K	Warm Dim 1800K to 2700K
WD18/30K	Warm Dim 1800K to 3000K
BEAM ANGLE	
15	15°
25	25°
35	35°
50	50°
WARRANTY	
5	5 Year Warranty (included)
10	10 Year Warranty

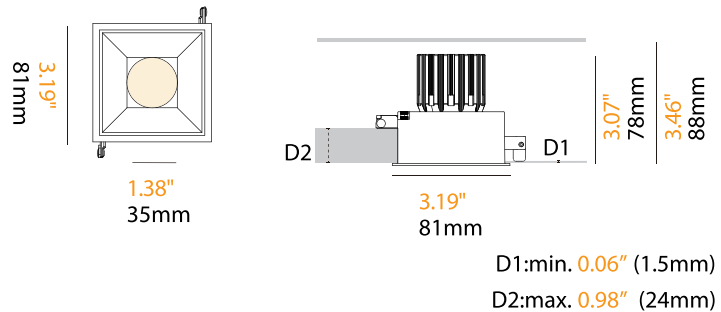
GIANNA-S-F-T Fixed / Trim



P. system	I (led)	Beam Angle	CCT	Lumens
15W	350mA	15°	2700K	762.0lm
			3000K	814.5lm
			4000K	925.0lm
15W	350mA	25°	2700K	995.3lm
			3000K	1047.8lm
			4000K	1158.3lm
15W	350mA	35°	2700K	1089.3lm
			3000K	1141.8lm
			4000K	1252.3lm
15W	350mA	50°	2700K	1181.7lm
			3000K	1234.2lm
			4000K	1344.7lm



Light Source	Input Voltage	CRI	UGR	Shielding Angle
LED COB	DC36V	90Ra	☒ 16	35°




With Trim



Driver Voltage ☒ AC100-120V Driver Options ☒ ON/OFF DIM TRIAC DIM 0/1-10V DIM DALI

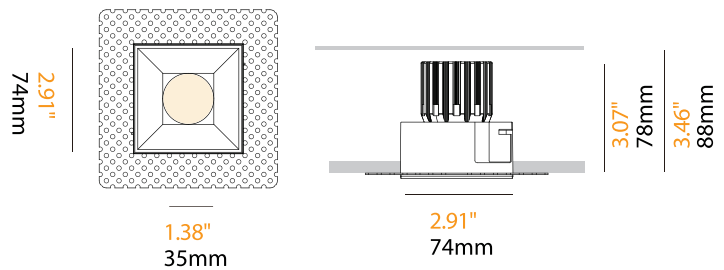
GIANNA-S-F-TL Fixed / Trimless




P. system	I (led)	Beam Angle	CCT	Lumens
15W	350mA	15°	2700K	762.0lm
			3000K	814.5lm
			4000K	925.0lm
15W	350mA	25°	2700K	995.3lm
			3000K	1047.8lm
			4000K	1158.3lm
15W	350mA	35°	2700K	1089.3lm
			3000K	1141.8lm
			4000K	1252.3lm
15W	350mA	50°	2700K	1181.7lm
			3000K	1234.2lm
			4000K	1344.7lm



Light Source	Input Voltage	CRI	UGR	Shielding Angle
LED COB	DC36V	90Ra	☒ 16	35°



Trimless



Driver Voltage ☒ AC100-120V Driver Options ☒ ON/OFF DIM TRIAC DIM 0/1-10V DIM DALI

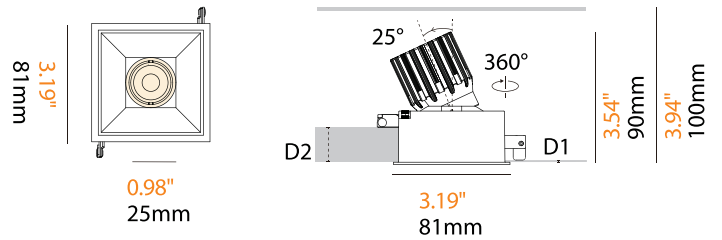
GIANNA-S-A-T Adjustable / Trim



P. system	I (led)	Beam Angle	CCT	Lumens
15W	350mA	15°	2700K	762.0lm
			3000K	814.5lm
			4000K	925.0lm
15W	350mA	25°	2700K	1145.3lm
			3000K	1197.8lm
			4000K	1308.3lm
15W	350mA	35°	2700K	1239.3lm
			3000K	1291.8lm
			4000K	1402.3lm
15W	350mA	50°	2700K	1331.7lm
			3000K	1384.2lm
			4000K	1494.7lm



Light Source	Input Voltage	CRI	UGR	Shielding Angle
LED COB	DC36V	90Ra	☒ 13	50°




D1: min. 0.06" (1.5mm)
D2: max. 0.98" (24mm)

With Trim



Driver: 120-277Vac ON-OFF | TRIAC | 0/1-10V | DALI

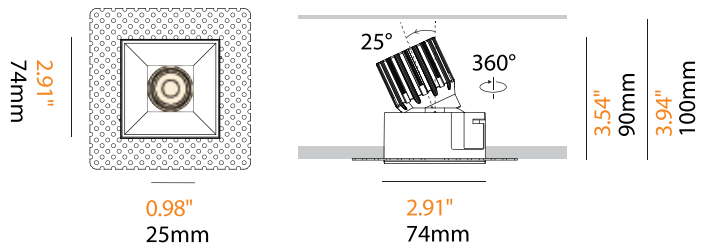
GIANNA-S-A-T Adjustable / Trimless



P. system	I (led)	Beam Angle	CCT	Lumens
15W	350mA	15°	2700K	762.0lm
			3000K	814.5lm
			4000K	925.0lm
15W	350mA	25°	2700K	1145.3lm
			3000K	1197.8lm
			4000K	1308.3lm
15W	350mA	35°	2700K	1239.3lm
			3000K	1291.8lm
			4000K	1402.3lm
15W	350mA	50°	2700K	1331.7lm
			3000K	1384.2lm
			4000K	1494.7lm



Light Source	Input Voltage	CRI	UGR	Shielding Angle
LED COB	DC36V	90Ra	☒ 13	50°




Trimless



Driver: 120-277Vac ON-OFF | TRIAC | 0/1-10V | DALI

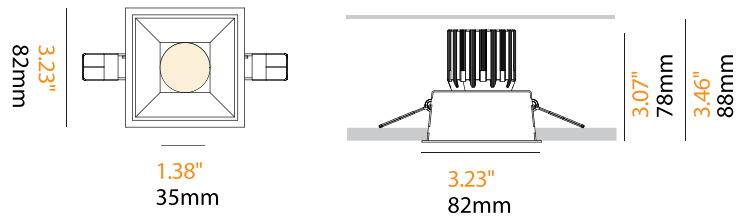

GIANNA-S-F65-T Fixed (IP65) / Trimless



P. system	I (led)	Beam Angle	CCT	Lumens
15W	350mA	15°	2700K	762.0lm
			3000K	814.5lm
			4000K	925.0lm
15W	350mA	25°	2700K	995.3lm
			3000K	1047.8lm
			4000K	1158.3lm
15W	350mA	35°	2700K	1089.3lm
			3000K	1141.8lm
			4000K	1252.3lm
15W	350mA	50°	2700K	1181.7lm
			3000K	1234.2lm
			4000K	1344.7lm



Light Source	Input Voltage	CRI	UGR	Shielding Angle
LED COB	DC36V	90Ra	☒ 16	35°



Color

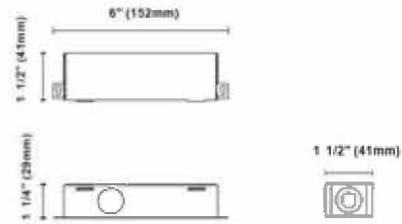


Driver: 120-277Vac ON-OFF | TRIAC | 0/1-10V | DALI

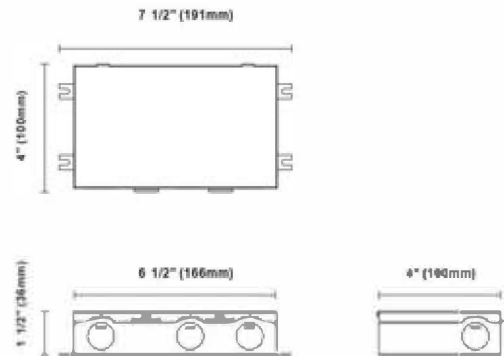
Accessories

Drivers in Junction Box

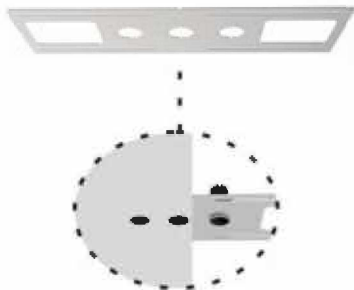
CMEM55-XX
 TRIAC 6W, 8W, 10W, 15W
 XX = *Must specify wattage*



KIG-020-WDJ
 Triac/0-10V/1-10V LED DRIVER 10w/15w/17w/18w/20w 120-277V
 [250mA, 350mA, 400mA, 450mA, 500mA, 600mA, 700mA]



Brackets for New-Construction

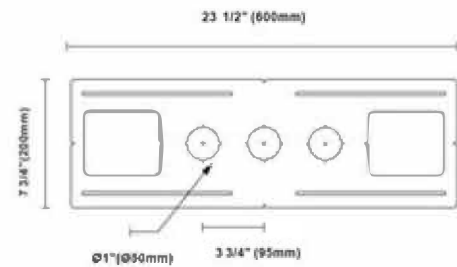


BRKT-3R45A

For Artemis trim & trimless
 Type: New construction plate

Cut out:

Round: Ø1" * 3 (Ø50mm)



Remark

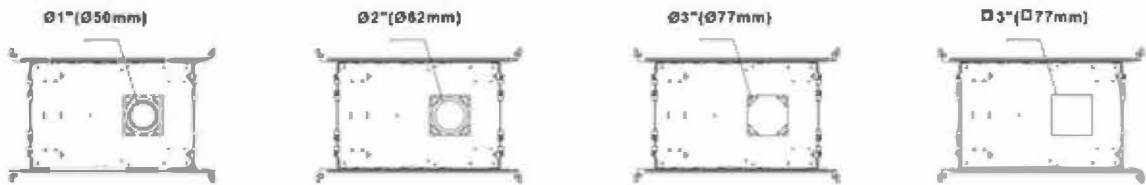
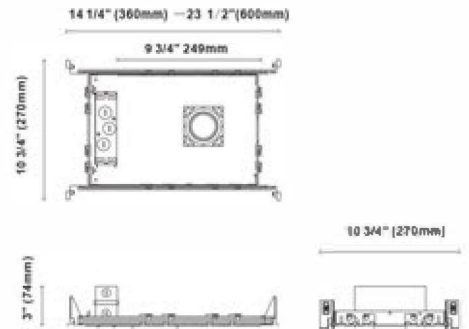
- Tailored brackets are available with a reasonable surcharge, details as below,
- The customized brackets' dimensions are still the same as the existing ones, 600*200mm
 - Hole sizes can be customized within the range of 25-100mm
 - Holes quantity can be indicated, 1-7pcs
 - Holes' positions on the bracket can be done as requests

Brackets for New-Construction (4-legs)

NCP-SR3-R21-XXX
 xxx = *must specify wattage*



Cut out:
 Round: Ø3" (Ø77mm)
 Ø2" (Ø62mm)
 Ø1" (Ø50mm)
 Square: □3" (□77mm)

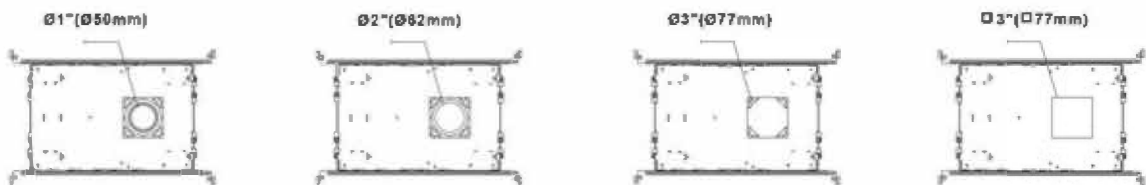
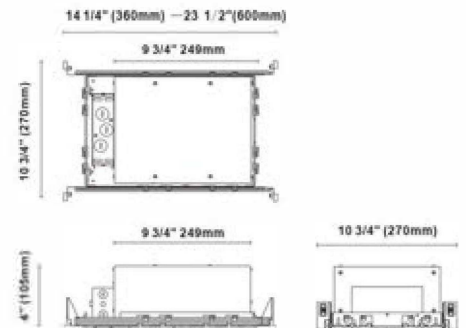


IC-Box for New-Construction (4-legs)

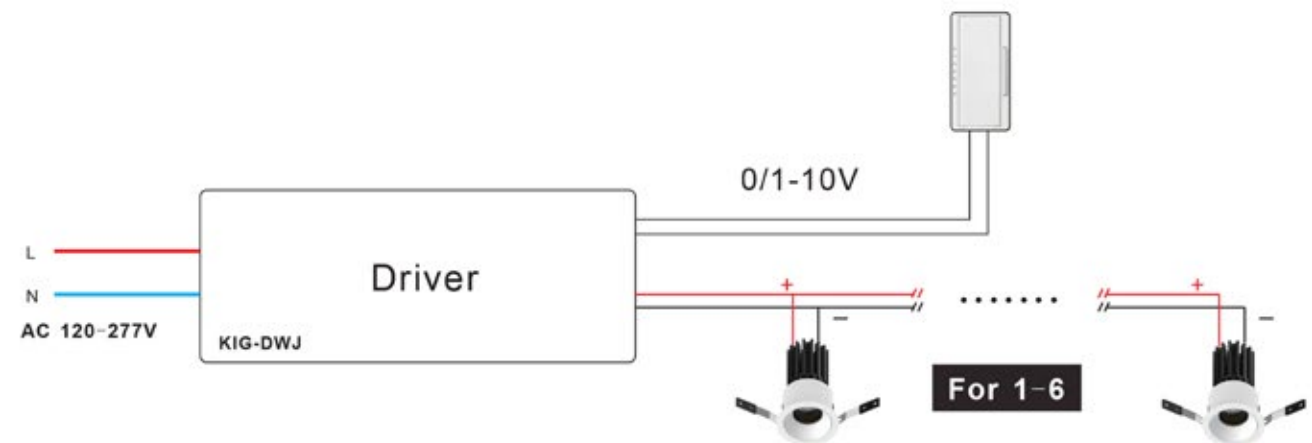
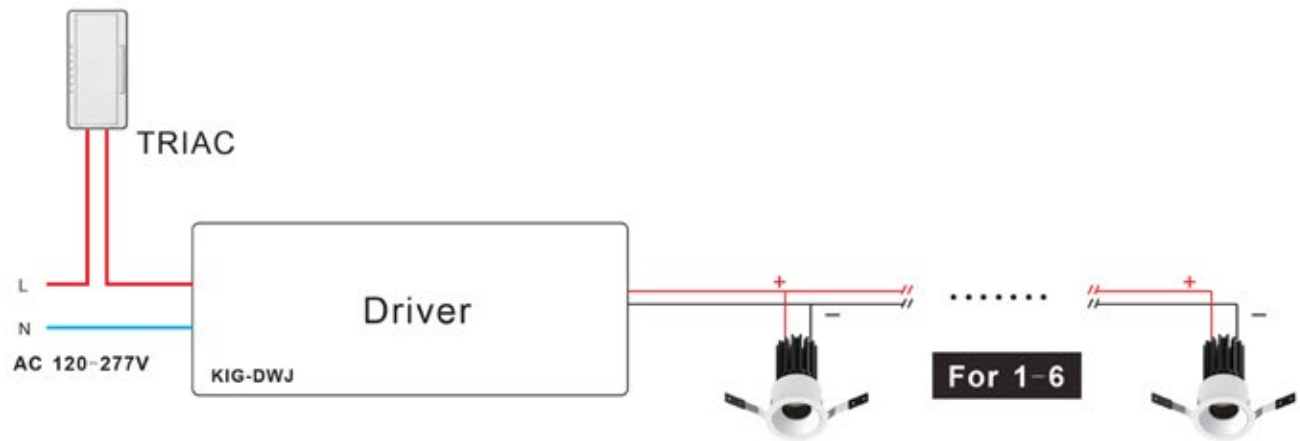
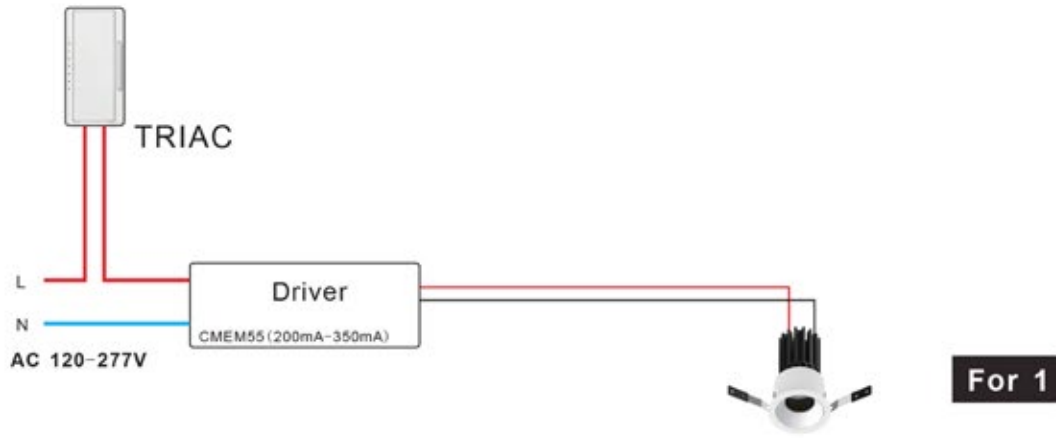
NCBX-SR3-R21-XXX
 xxx = *must specify wattage*



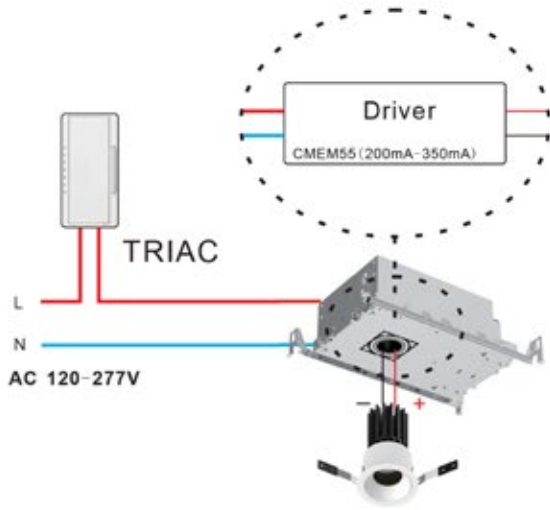
Cut out:
 Round: Ø3" (Ø77mm)
 Ø2" (Ø62mm)
 Ø1" (Ø50mm)
 Square: □3" (□77mm)



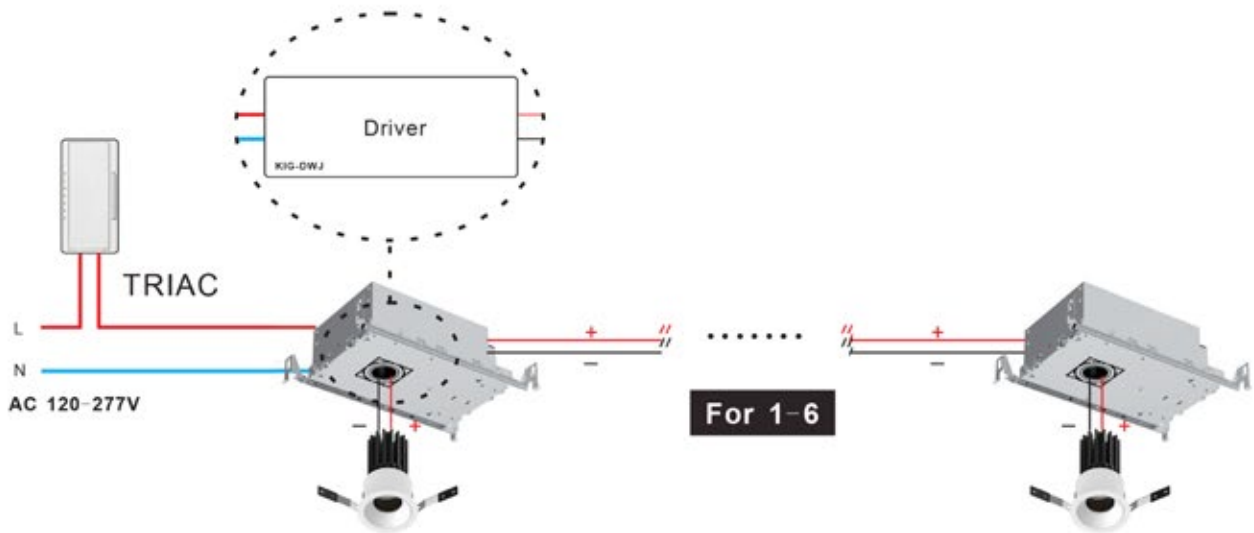
NON-IC Wire Diagram



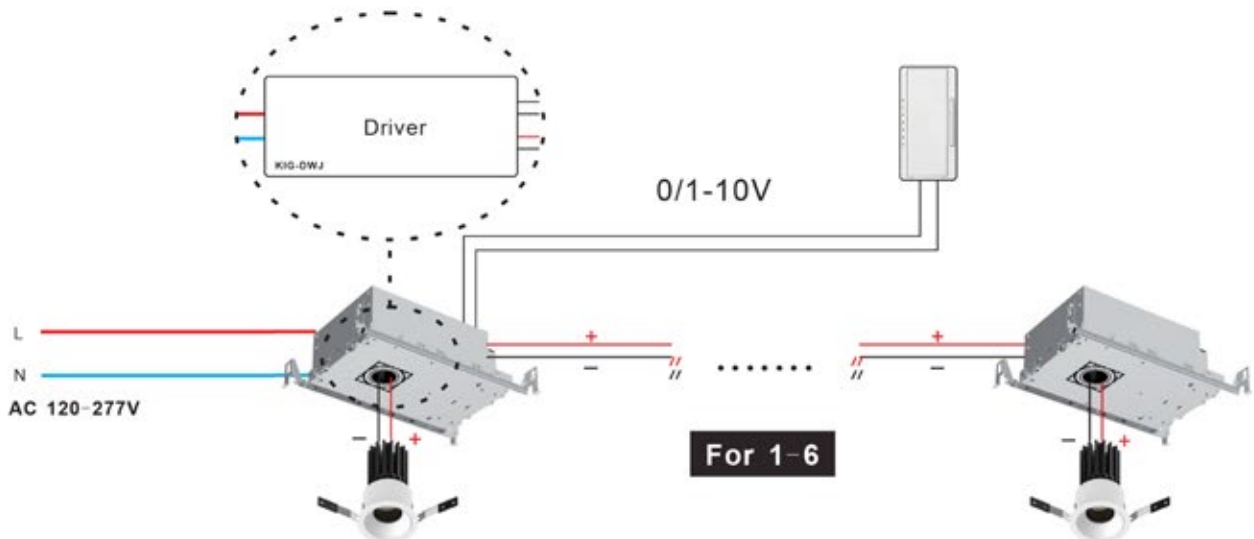
IC Rated Wire Diagram



For 1



For 1-6



For 1-6