




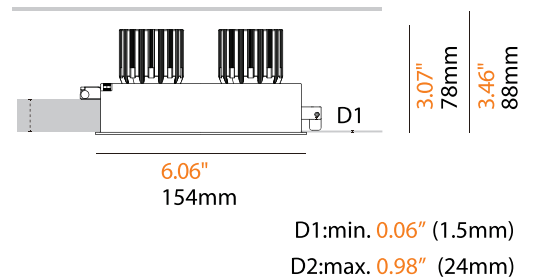
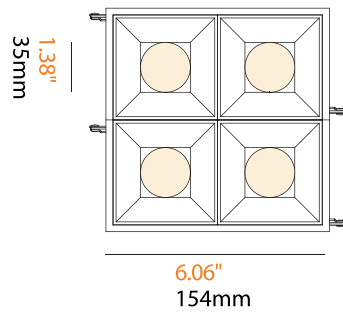
# GIANNA-Q-F-T Fixed / Trim




P. system	I (led)	Beam Angle	CCT	Lumens
4*15W	4*350mA	15°	2700K	3048.0lm
			3000K	3258.0lm
			4000K	3700.0lm
4*15W	4*350mA	25°	2700K	3981.0lm
			3000K	4191.0lm
			4000K	4633.0lm
4*15W	4*350mA	35°	2700K	4357.2lm
			3000K	4567.2lm
			4000K	5009.2lm
4*15W	4*350mA	50°	2700K	4726.8lm
			3000K	4936.8lm
			4000K	5378.8lm



Light Source	Input Voltage	CRI	UGR	Shielding Angle
LED COB	DC36V	90Ra	☒ 16	35°




### With Trim



Driver: 120-277Vac ON-OFF | TRIAC | 0/1-10V | DALI

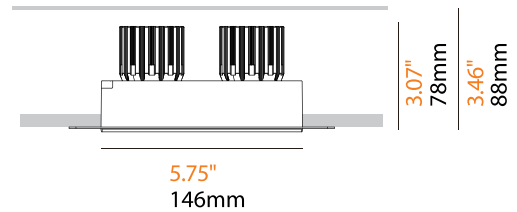
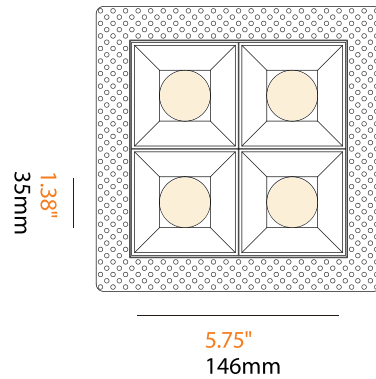
# GIANNA-Q-F-TL Fixed / Trimless



P. system	I (led)	Beam Angle	CCT	Lumens
4*15W	4*350mA	15°	2700K	3048.0lm
			3000K	3258.0lm
			4000K	3700.0lm
4*15W	4*350mA	25°	2700K	3981.0lm
			3000K	4191.0lm
			4000K	4633.0lm
4*15W	4*350mA	35°	2700K	4357.2lm
			3000K	4567.2lm
			4000K	5009.2lm
4*15W	4*350mA	50°	2700K	4726.8lm
			3000K	4936.8lm
			4000K	5378.8lm



Light Source	Input Voltage	CRI	UGR	Shielding Angle
LED COB	DC36V	90Ra	☒ 16	35°




## Trimless



Driver: 120-277Vac ON-OFF | TRIAC | 0/1-10V | DALI

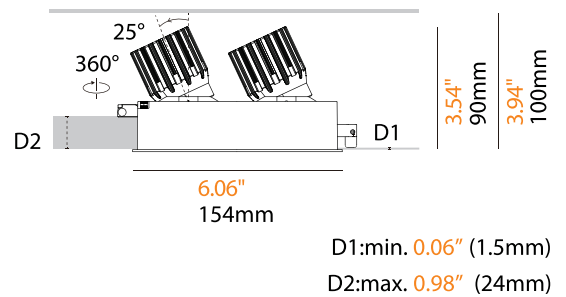
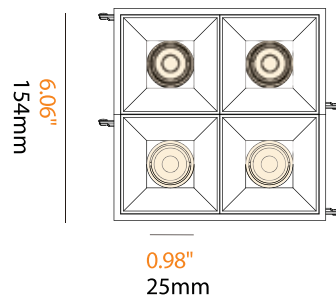
# GIANNA-Q-A-T Adjustable / Trim



P. system	I (led)	Beam Angle	CCT	Lumens
4*15W	4*350mA	15°	2700K	3048.0lm
			3000K	3258.0lm
			4000K	3700.0lm
4*15W	4*350mA	25°	2700K	4581.0lm
			3000K	4791.0lm
			4000K	5233.0lm
4*15W	4*350mA	35°	2700K	4957.2lm
			3000K	5167.2lm
			4000K	5609.2lm
4*15W	4*350mA	50°	2700K	5326.8lm
			3000K	5536.8lm
			4000K	5978.8lm



Light Source	Input Voltage	CRI	UGR	Shielding Angle
LED COB	DC36V	90Ra	☒ 13	50°




## With Trim



Driver: 120-277Vac ON-OFF | TRIAC | 0/1-10V | DALI

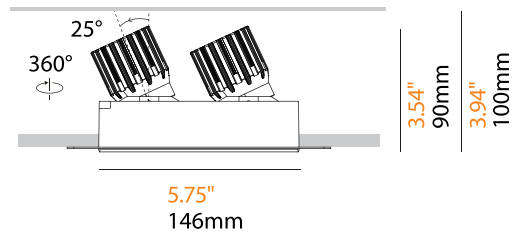
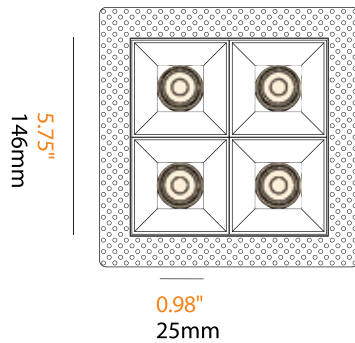
# GIANNA-Q-A-TL Adjustable / Trimless




P. system	I (led)	Beam Angle	CCT	Lumens
4*15W	4*350mA	15°	2700K	3048.0lm
			3000K	3258.0lm
			4000K	3700.0lm
4*15W	4*350mA	25°	2700K	4581.0lm
			3000K	4791.0lm
			4000K	5233.0lm
4*15W	4*350mA	35°	2700K	4957.2lm
			3000K	5167.2lm
			4000K	5609.2lm
4*15W	4*350mA	50°	2700K	5326.8lm
			3000K	5536.8lm
			4000K	5978.8lm



Light Source	Input Voltage	CRI	UGR	Shielding Angle
LED COB	DC36V	90Ra	☒ 13	50°



## Trimless

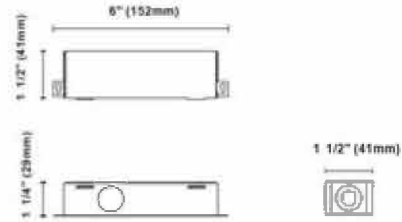


Driver: 120-277Vac ON-OFF | TRIAC | 0/1-10V | DALI

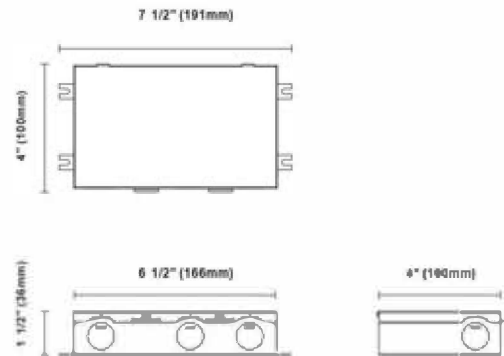
Accessories

Drivers in Junction Box

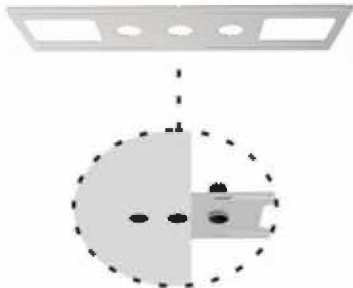
**CMEM55-XX**  
 TRIAC 6W, 8W, 10W, 15W  
 XX = \*Must specify wattage\*



**KIG-020-WDJ**  
 Triac/0-10V/1-10V LED DRIVER 10w/15w/17w/18w/20w 120-277V  
 [250mA, 350mA, 400mA, 450mA, 500mA, 600mA, 700mA]



Brackets for New-Construction

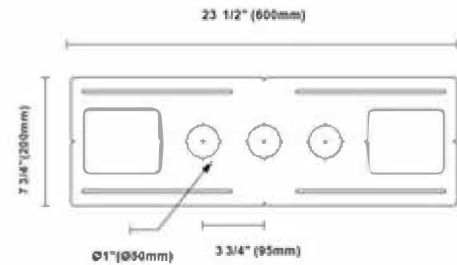


**BRKT-3R45A**

For Artemis trim & trimless  
 Type: New construction plate

Cut out:

Round: Ø1" \* 3(Ø50mm)



Remark

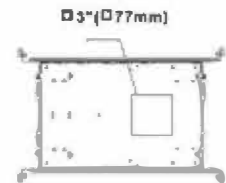
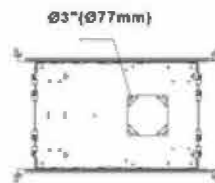
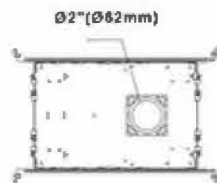
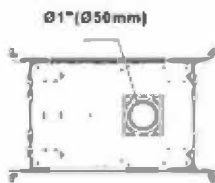
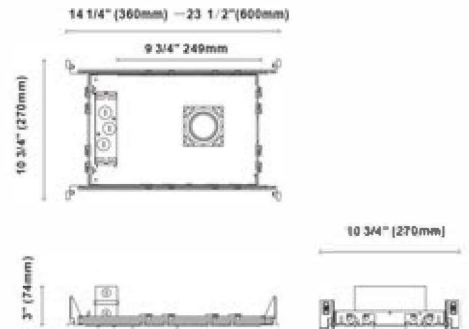
- Tailored brackets are available with a reasonable surcharge, details as below,
- The customized brackets' dimensions are still the same as the existing ones, 600\*200mm
  - Hole sizes can be customized within the range of 25-100mm
  - Holes quantity can be indicated, 1-7pcs
  - Holes' positions on the bracket can be done as requests

**Brackets for New-Construction (4-legs)**

**NCP-SR3-R21-XXX**  
 xxx = \*must specify wattage\*



Cut out:  
 Round: Ø3" (Ø77mm)  
           Ø2" (Ø62mm)  
           Ø1" (Ø50mm)  
 Square: □3" (□77mm)

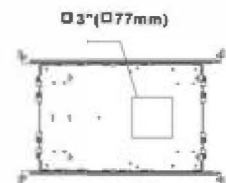
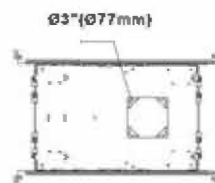
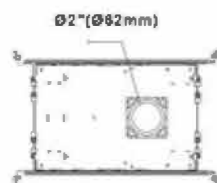
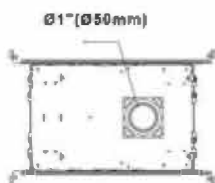
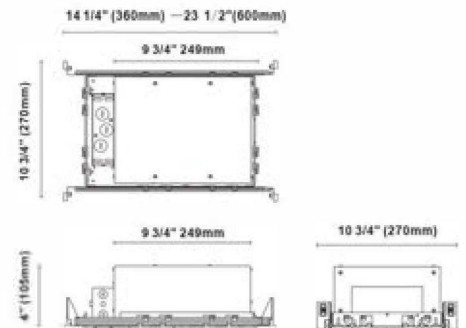


**IC-Box for New-Construction (4-legs)**

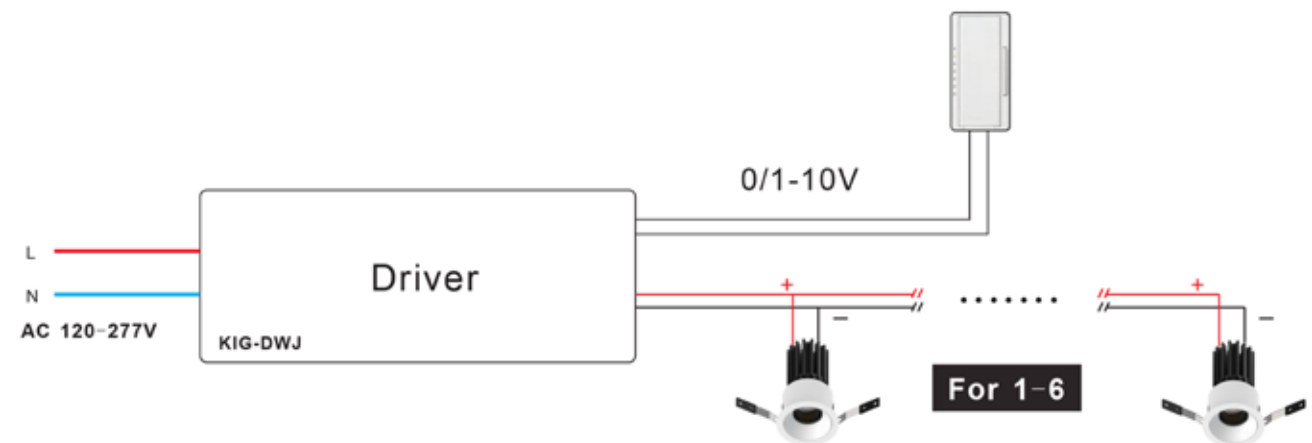
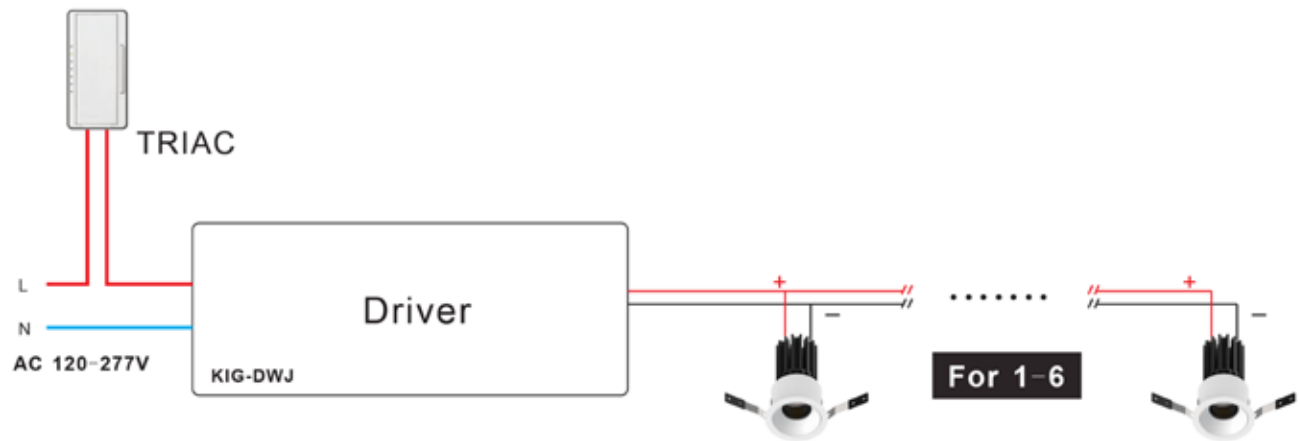
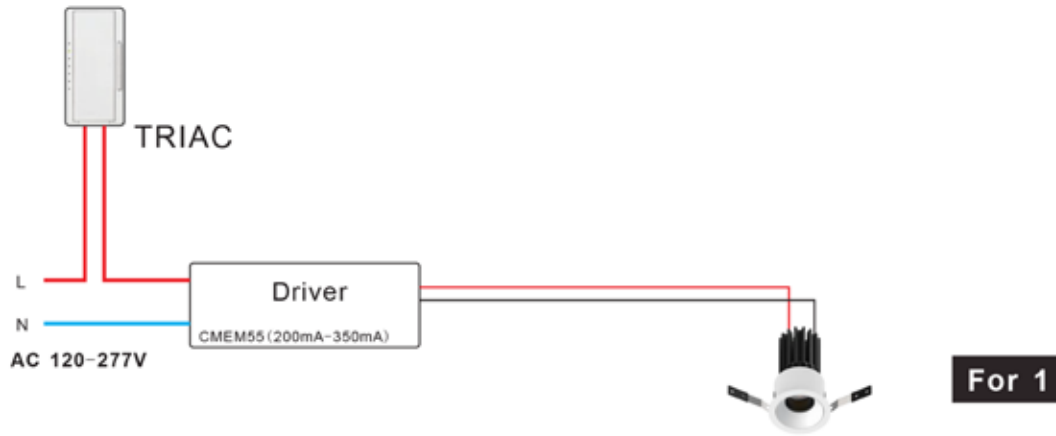
**NCBX-SR3-R21-XXX**  
 xxx = \*must specify wattage\*



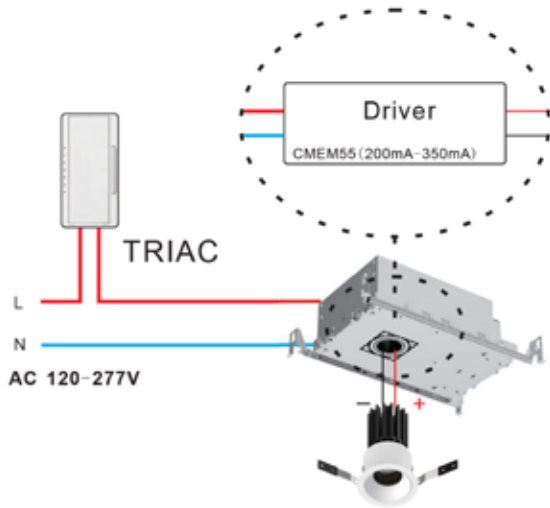
Cut out:  
 Round: Ø3" (Ø77mm)  
           Ø2" (Ø62mm)  
           Ø1" (Ø50mm)  
 Square: □3" (□77mm)



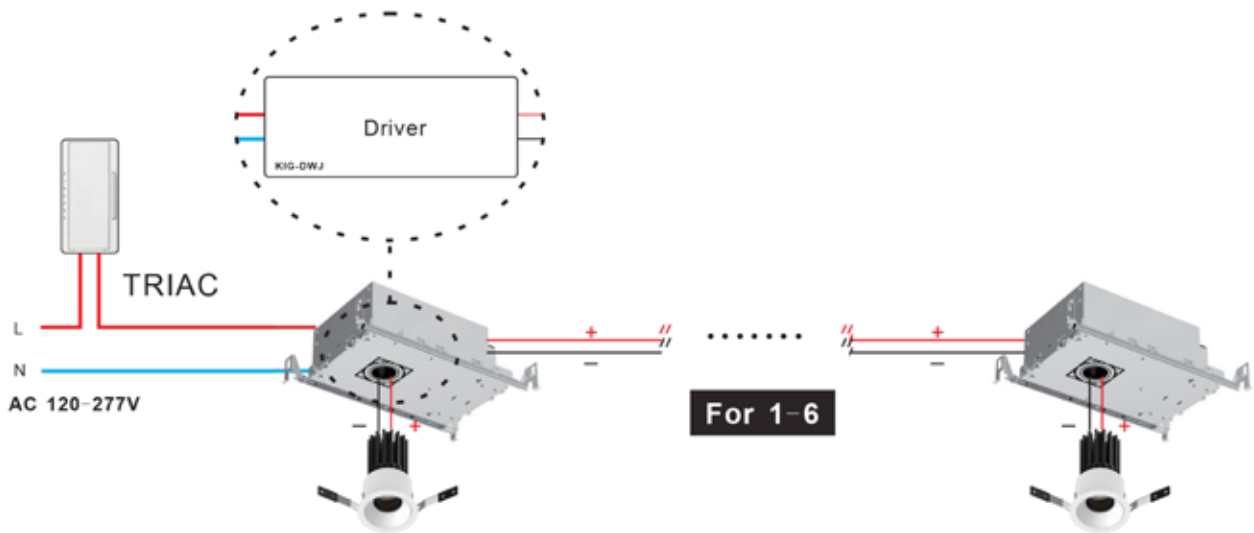
NON-IC Wire Diagram



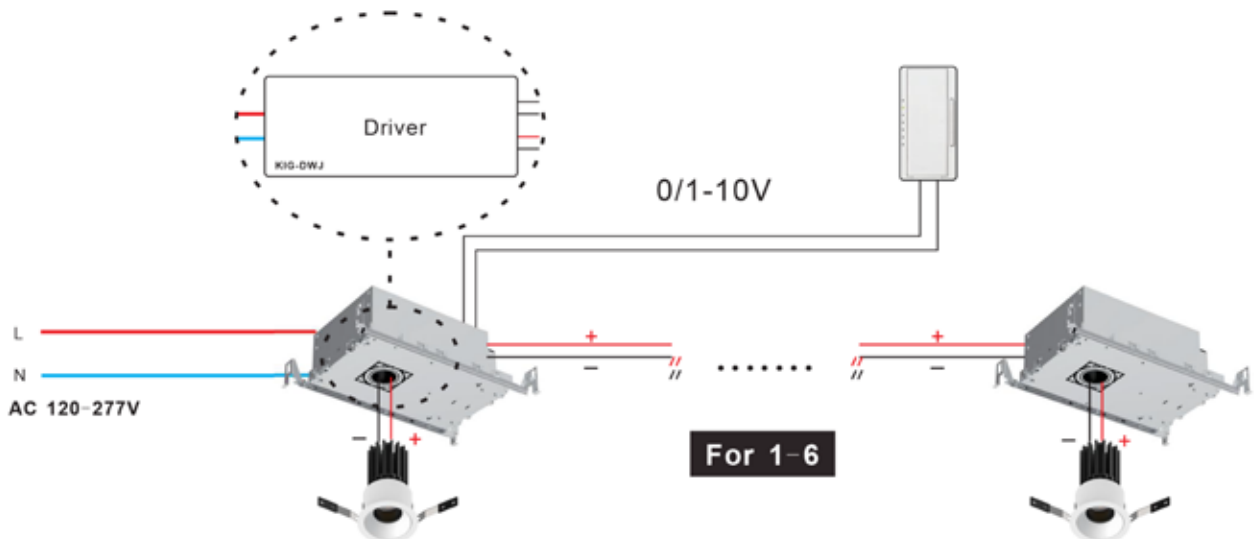
IC Rated Wire Diagram



For 1



For 1-6



For 1-6