

DCOMD

Commercial Downlight

DCOMD series is suitable for use in a broad range of commercial applications. Available in 3 profile sizes from 4", 6", 8", covering almost any application project. Utilizing today's latest innovative LED solutions and technologies paired with world class manufacturing. The DCOMD series is a great choice for renovation opportunities replacing existing commercial downlight fixtures or for new construction projects that require code compliant energy saving LED solution. Ideally suited for office spaces, schools, retail, hospitality and healthcare.

Features

- Ez-CCT: Selectable 3000K, 3500K, 4000K
- Suitable for use in Type IC and Non-IC recessed location
- Suitable for Damp location
- 120-277V
- Dimmable with Phase Dimming of Triac @ 120V

| | |
|----------|--|
| Client: | |
| Order#: | |
| Project: | |
| Type: | |




Highlights



Field-selectable CCT and wattage control provides flexibility to installation and Stocking



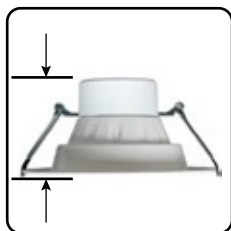
Universal spring clip arms allows direct mounting to surface without need for recessed can housing



Flexible metal conduit lead with 1/2" trade-size knockout adapter; safety cable also provided



Stepped baffle trim for optical diffusion and modern aesthetic design



Without the need for a recessed can housing, the plenum height needs only accommodate the downlight body height



Optional Rough-in plates available in 4", 6", 8" downlight diameter

Load Information

| | |
|----------------|------------------------------------|
| Input Voltage | 120-277Vac |
| Power Factor | >0.7 |
| THD | 20% |
| Low Temp Start | -4°F |
| Max Temp | 104°F |
| Unit Weight | 4" 1 lbs 6" 1.4 lbs 8" 2 lbs |



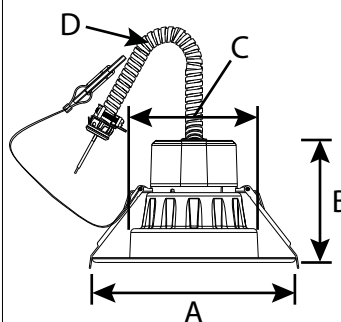
Shipping Information

| Item | Weight | Box Qty. |
|------|--------|------------|
| 4" | 7 lbs | 6 per case |
| 6" | 10 lbs | 6 per case |
| 8" | 13 lbs | 6 per case |

Lumen Maintenance

| Housing Type | Ambient Temperature | TM-21 Lumen Maintenance (50,000 hours) | Theoretical L70 (hours) |
|--------------|---------------------|----------------------------------------|-------------------------|
| 4" Smooth | 25°C | >78% | 54,000 |
| 6" Smooth | 25°C | >78% | 54,000 |
| 8" Smooth | 25°C | >78% | 54,000 |

Dimensions



| Description | Dim | Model profile | | |
|-------------------------------------------------|-----|---------------|------------|------------|
| | | 4" profile | 6" profile | 8" profile |
| Front diameter (thru-hole upper limit diameter) | A | 5.8" | 8.3" | 10.2" |
| Overall Height | B | 3.7" | 4.0" | 4.3" |
| Min thru-hole diameter | C | 3.6" | 5.8" | 7.2" |
| Conduit overall length | D | 24" | 24" | 24" |

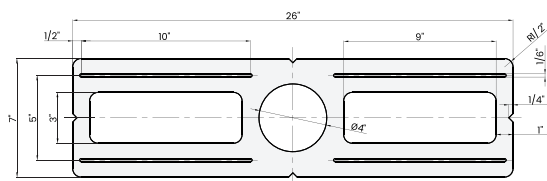
CCT Selectable Profile Triac @ 120V

| Model Number | Lumens | Wattage | LPW | Color Temp | CRI | Voltage | Dimming | DLC | Pallet Qty |
|------------------|--------|---------|-----|---------------------|-----|----------|---------|-------------|------------|
| DCOMD-Gen1-4-9W | 750LM | 9W | 83 | 3000 3500 4000k | 80 | 120-277V | Triac | Energy Star | TBA |
| DCOMD-Gen1-6-18W | 1650LM | 18W | 92 | | 80 | 120-277V | Triac | Energy Star | 180 |
| DCOMD-Gen1-8-13W | 1100LM | 13W | 85 | | 80 | 120-277V | Triac | Energy Star | 180 |

Optional Accessories

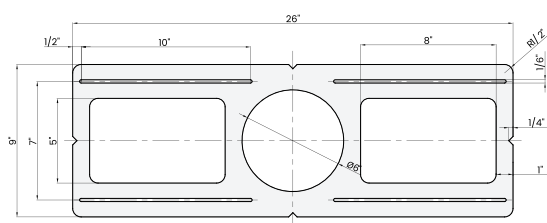
DECORIP-4

Rough-in plate for 4" downlights



DECORIP-6

Rough-in plate for 6" downlights



DECORIP-8

Rough-in plate for 8" downlights

