

# Ronda

## LED Round Light

### FEATURES

Round frame adopt extrusion aluminum, better for heat dissipation, higher hardness, strong structure

- White painted parts are treated with a five-stage phosphate bonding process and finished with high reflectance baked enamel
- Performance engineered optical lens assembly delivers unique beam angles and reduces glare
- Class II/P driver, standard with 0-10V , Triac dimming is optional.
- 50,000+ Hours LED Life Expectancy.
- Power factor: >0.98.
- Down 100% lighting.
- Driver disconnect provided where required to comply.
- 5 Year Warranty.
- Damp location.
- UL/cUL us listed.
- Ambient Temperature: -20 ~ 45 (-46°F to +104°F)



Client:	
Order#:	
Project:	
Type:	



### PERFORMANCE DATA

Product ID	Wattage	Up Light (Optional)	Lumens	Efficacy	CCT	Diameter	Height
Ronda	25, 30, 35W	-	3325-4025	95-115 lm/w	30K, 35K, 40K or 35K, 40K, 50K	16"	2.17"
	30, 40, 50W	3W	4750-5750			23.60"	
	40, 60, 80W	5W	7600-9200			31.50"	

### ORDERING INFORMATION

**Ronda** / **GEN2** / **LENS** / **WATT** / **DIAMETER** / **MOUNT** / **CCT** / **OPTIONS** / **ACCESSORIES** / **WARRANTY**

FIXTURE SERIES	
Ronde	Ronda LED Round Light
PHASE	
GEN2	Generation II, Multi Watts, Multi CCT
LENS	
LM	Milky Lens / Perforation Cover
LD	Clear Lens
LL	Louver
WATTS	
35	35W
50	50W
80	80W
100	100W
DIAMETER	
16	16"
24	24"
39	39"
OPTIONAL UP LIGHT	
UP24	Up Light 2 Feet 3 Watts
UP39	Up Light 3 Feet 5 Watts

MOUNT	
B	Surface/Suspended
CCT	
30	3000K
35	3500K
40	4000K
50	5000K
VK	CCT Tunable
OPTIONS	
-	None
RMK16	Recessed Mount Kit 16"
RMK24	Recessed Mount Kit 24"
RMK39	Recessed Mount Kit 39"
ACCESSORIES	
S	Motion Sensor
EM	Emergency
WARRANTY	
5	5 Year Warranty (Standard)
10	10 Year Warranty



Back Light Available

2 & 3.3 Feet Only



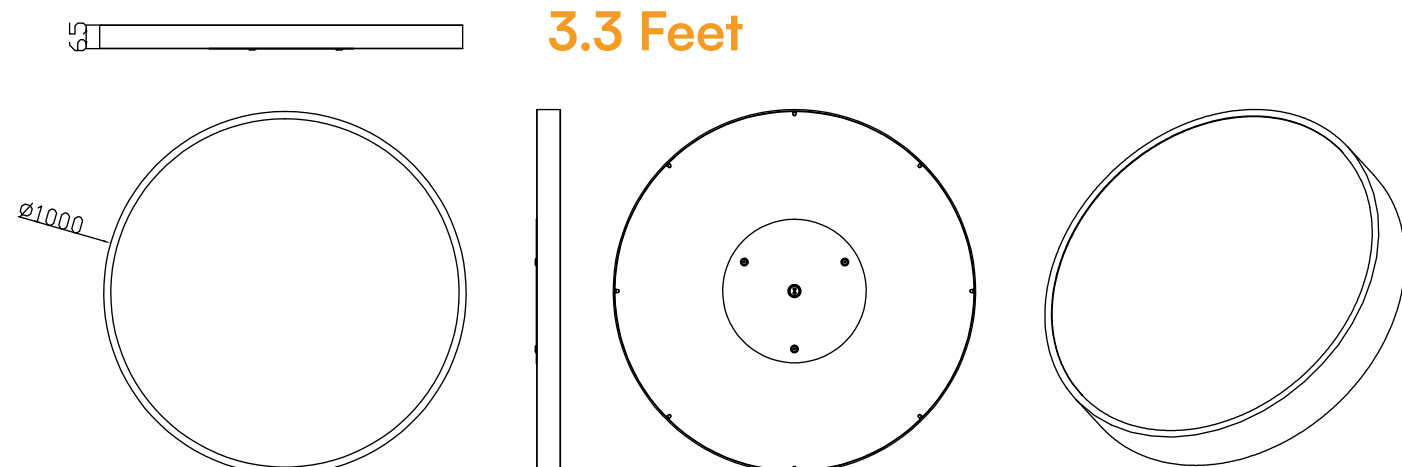
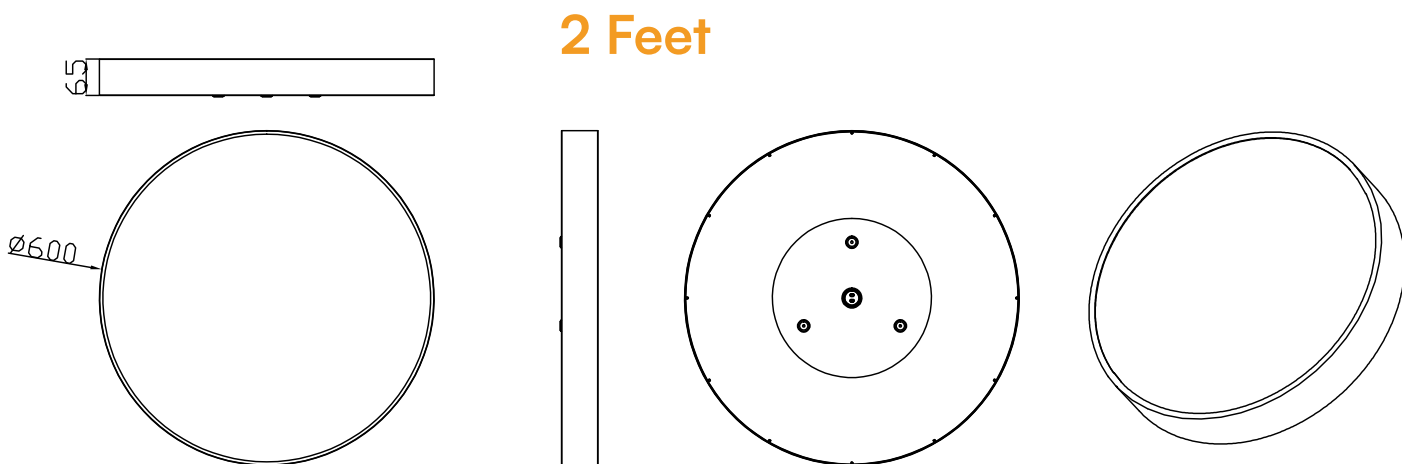
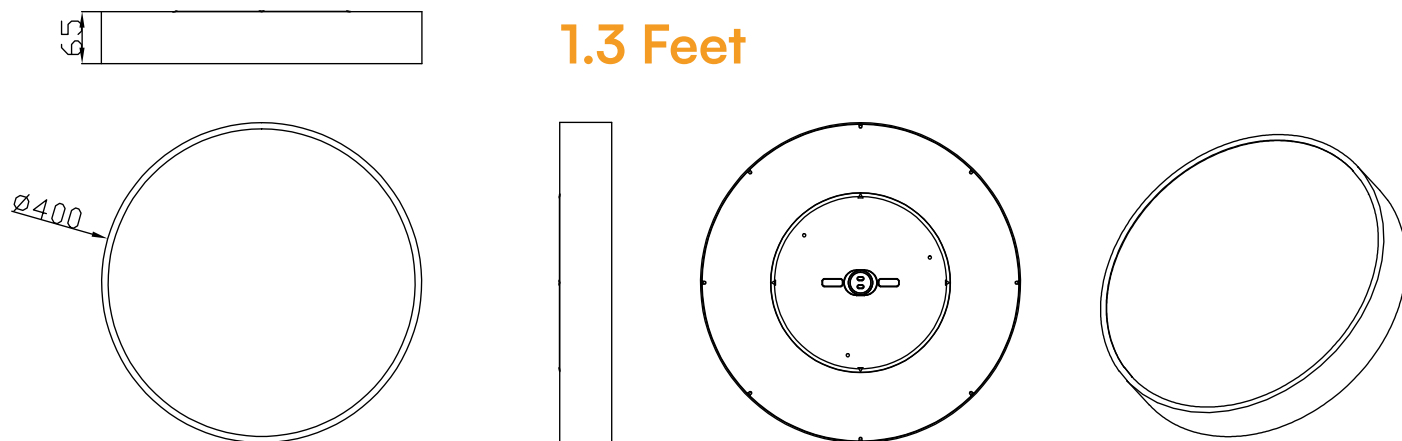
Surface Installation View

Front

Back

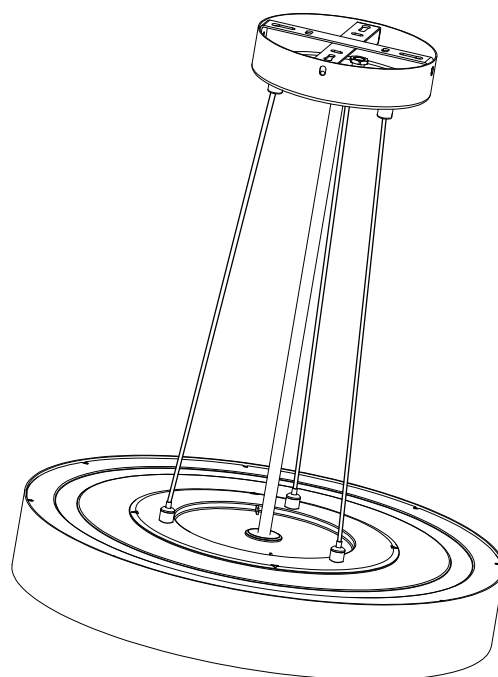
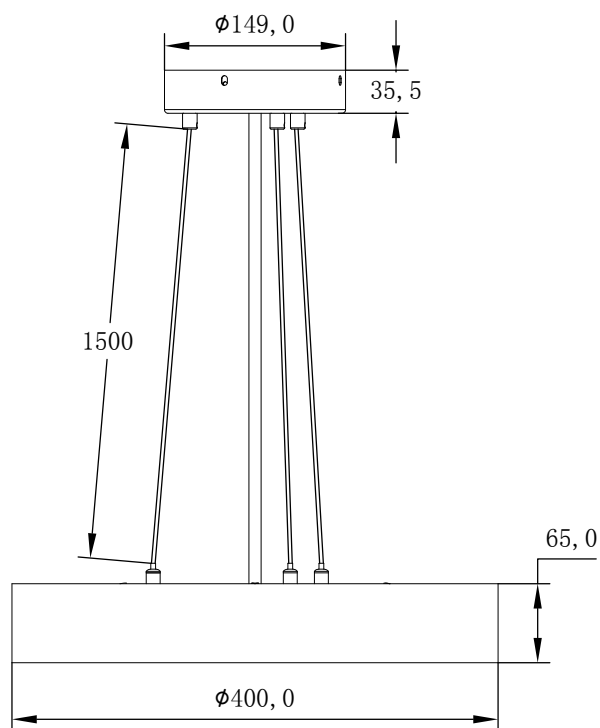


## Dimensions


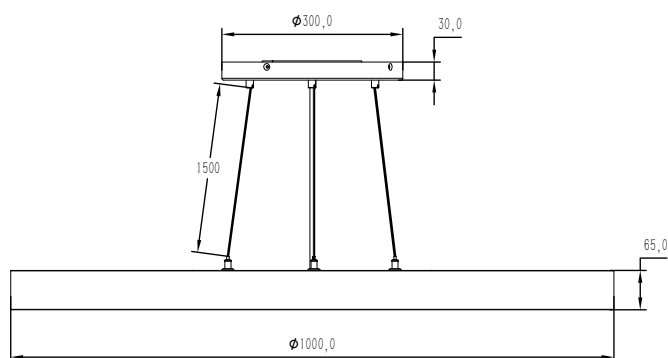


# Suspended Installation View

## 400mm 1.3FT Suspended



## 1000mm 3.3FT Suspended



## Recessed Mount Kit Installation Guide

