

How Do Pediatric Dental Sealants Help Prevent Cavities in Kids?

Give your child's teeth extra protection with dental sealants at Just 4 kiDDS! This quick, painless treatment shields molars from cavities, keeping little smiles healthy for years. Schedule an appointment today!

Cavities

Updated On: February 15, 2025



Keeping your child's teeth healthy is a top priority, and at Just 4 kiDDS, we're here to help make that task a little easier. One of the best preventive measures we offer is **dental sealants**, an incredibly effective way to protect your child's teeth from cavities. But what exactly is a dental sealant, and why should your child get one? Let's explore how this simple yet powerful tool can help keep those little smiles healthy for years to come.

How Dental Sealants Protect Your Child's Teeth from Cavities

Dental sealants are a thin, protective coating that we apply to the chewing surfaces of the back teeth, **where most cavities tend to form**. These teeth, known as molars, have deep grooves and crevices that can easily trap food particles and bacteria. Even with regular brushing and flossing, it's challenging to thoroughly clean these nooks and crannies—especially for children who are still learning proper brushing techniques.

Sealants act like a shield, covering these grooves and preventing food and bacteria from getting stuck. At Just 4 kiDDS, we use high-quality, safe materials for our sealants, ensuring that they bond well with the tooth surface and provide a strong layer of protection against decay.

How Do Dental Sealants Work?

Think of dental sealants as a raincoat for your child's teeth. Just as a raincoat keeps you dry during a storm, sealants protect the teeth from harmful bacteria and acids that can lead to cavities. The process is simple, quick, and completely painless. Here's how it works:

1. **Thorough Cleaning:** We start by cleaning the tooth surface to remove any food particles or plaque.
2. **Preparation:** Next, we apply a special gel that helps the sealant bond tightly to the tooth surface.
3. **Application:** We then paint the sealant onto the tooth, making sure it covers all the deep grooves.

4. **Curing:** Finally, we use a special light to harden the sealant, creating a durable barrier against decay.

The entire process typically takes just a few minutes per tooth, but the protection can last for years. It's a fantastic investment in your child's dental health, offering long-term benefits with minimal effort.

Why Should My Child Get Dental Sealants?

You might wonder if sealants are necessary, especially if your child brushes and flosses regularly. While good oral hygiene is crucial, it doesn't always provide complete protection against cavities. Children's molars are particularly vulnerable because their deep grooves are hard to clean thoroughly. Here are some compelling reasons why sealants are a smart choice:

- **Prevent Cavities:** Sealants are proven to reduce the risk of cavities by up to 80%, making them one of the most effective preventive treatments available.
- **Save Time and Money:** By preventing cavities, sealants help you avoid more extensive (and expensive) dental procedures like fillings or crowns.
- **Painless and Non-Invasive:** Applying a sealant is a quick, painless process that doesn't require any drilling or numbing.
- **Long-Lasting Protection:** With proper care, sealants can last several years, providing ongoing protection during your child's most cavity-prone years.

At Just 4 kiDDS, we recommend sealants for all children as soon as their permanent molars come in, typically around age six for the first set and age twelve for the second set.

Are Dental Sealants Safe for Children?

Yes, dental sealants are completely safe for kids. In fact, they've been used in pediatric dentistry for decades with great success. The materials we use at Just 4 kiDDS are specifically designed for safety and effectiveness, making them an excellent choice for cavity prevention.

Some parents worry about the materials in sealants, particularly concerns about BPA. It's important to know that our sealants are BPA-free, and even in products that contain trace amounts, the levels are far below what's considered harmful. The benefits of using sealants far outweigh any potential risks, providing a safe and effective barrier against tooth decay.

The Benefits of Sealants at Just 4 kiDDS

Choosing Just 4 kiDDS for your child's dental care means opting for a team that understands the unique needs of young patients. We know how to make the experience comfortable and even fun, helping kids feel at ease in the dental chair. Here's what you can expect when you choose us for sealants:

- **A Kid-Friendly Approach:** Our team uses a gentle, positive approach to ensure your child feels safe and relaxed throughout the process.
- **Expert Application:** We have extensive experience in applying sealants, ensuring they adhere properly and provide maximum protection.
- **Ongoing Monitoring:** During regular checkups, we inspect the sealants to make sure they're still intact. If needed, we can quickly reapply them for continued protection.

We believe that preventive care is the key to a healthy smile, and sealants are a cornerstone of our **preventive dental services**.

When Is the Best Time to Get Sealants?

Timing is everything when it comes to sealants. The best time to apply sealants is as soon as your child's permanent molars have erupted. These back teeth typically come in around age six for the first set and around age twelve for the second set. Applying sealants early ensures that the teeth are protected from the moment they appear, significantly reducing the risk of decay.

However, it's never too late to consider sealants. Even if your child's molars have been in for a while, sealants can still provide valuable protection. At Just 4 kiDDS, we assess each child's risk for cavities and make personalized recommendations based on their unique needs.

How to Care for Teeth with Sealants

One of the great things about sealants is that they don't require any special care. Your child can continue brushing and flossing as usual, but it's important to maintain regular dental checkups. During these visits, we'll monitor the sealants to ensure they're still doing their job.

Here are a few tips to keep the sealants in good shape:

- **Brush Twice a Day:** Encourage your child to brush thoroughly with fluoride toothpaste.
- **Floss Daily:** Flossing helps remove food particles and plaque from between the teeth, complementing the protection sealants provide.
- **Avoid Sticky Foods:** While sealants are durable, sticky or hard candies can sometimes cause them to wear down prematurely.

By following these simple steps, you can help your child get the most out of their sealants and keep their teeth healthy.



Choosing Just 4 kiDDS for Pediatric Dental Sealants

At Just 4 kiDDS, we’re committed to providing top-notch pediatric dental care that prioritizes your child’s health and comfort. Our dental sealants are an easy, effective way to protect your child’s teeth and give you peace of mind. With our friendly, experienced team, your child will leave our office with a smile on their face—and a smile that’s well-protected against cavities.

If you’re ready to take the next step in preventive dental care, contact us today to schedule your child’s appointment. We’ll help you determine if sealants are the right choice and walk you through the entire process.

Protect Your Child’s Smile with Dental Sealants

When it comes to protecting your child’s teeth, dental sealants are a game-changer. They offer an easy, non-invasive way to prevent cavities and keep young smiles healthy. At Just 4 kiDDS, we’re here to provide the best possible care, making it simple and stress-free for parents and kids alike.

Contact us today to learn more about our sealant services and how we can help safeguard your child’s smile for years to come.

Related Questions

How long do dental sealants last?

Dental sealants can last up to 10 years with proper care, but regular dental checkups are essential to monitor their condition.

Are sealants covered by insurance?


Many insurance plans cover sealants for children as a preventive service. We can help you check your coverage during your visit.

Can sealants be applied to baby teeth?

Yes, sealants can be applied to baby teeth, especially if they have deep grooves or your child is at high risk for cavities.

Continue Reading


View All



Does My Child Need Fluoride Treatments at the Dentist?

Updated On: December 10, 2025


>



How Does Diet Affect Children’s Dental Development?

Updated On: November 18, 2025


>



When Should My Child Have Their Wisdom Teeth Evaluated?

Updated On: November 4, 2025

>



Does Your Child Have Gum Disease? Warning Signs to Watch For

Updated On: September 12, 2025

>

