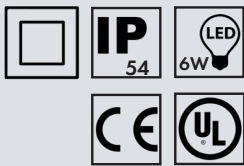


EML-616

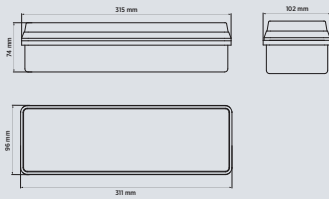
Emergency Light



Details



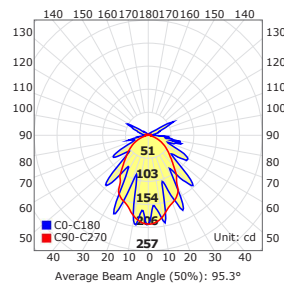
Schematic



Type	LED emergency light
Mounting	Sidewall, ceiling
Light source	50.000h operational time, 6000K color temperature
Luminous flux	24v: 699 lm, ACAC/ACDC: 530 lm, CON/MB: 506 lm
Warranty	5-years warranty
Dimensions	315x102x74mm
Housing color and material	White plastic
Cable connection	Max. 2.5mm ² cross-section solid or sleeved twisted wire
Operating mode:	Non-maintained
Constant nominal ambient temperature range	0 °C < T _a < 45 °C

LED safety light with IP54 protection for ceilings or sidewalls.

Mounting height (m)		2,5	3	4	6	8	10	15
Escape route min 1 lux	Transverse mounting	11	11.5	12.6	12.8	12.9	9.3	-
	Axial mounting	4.9	5.4	4.5	5.9	4.5	2.6	-
Escape route min 1 lux	Transverse mounting	8.2	9.4	10.7	12.2	13	12.9	-
	Axial mounting	3.7	3.9	4.4	4.7	4.4	3.4	-



Product name	System type	Main supply	Input current	Battery type/time	Product code
EML-616 Slave/Con/MB	Conventional main battery	AC 120-240V	21mA	NIMH 600mA 1 h	300353
EML-616 Slave/Con/MB	Conventional main battery	AC 120-240V	21mA	NIMH 2400mA 3 h	300398
EML-616 Slave/Con/CB ACAC	Conventional central battery	AC 120-240V	31mA	-	-
EML-616 Slave/Con/CB ACDC	Conventional central battery	AC/DC 120-240V	31mA	-	300390
EML-616 Slave/Con/CB/24V	Conventional central battery	DC 24-32V	235mA	-	-
EML-616 Slave/MB	Addressable main battery	AC 120-240V	21mA	NIMH 600mA 1 h	-
EML-616 Slave/MB	Addressable main battery	AC 120-240V	21mA	NIMH 2400mA 3 h	300226
EML-616 Slave/RF/MB	Addressable wireless main battery	AC 120-240V	21mA	NIMH 600mA 1 h	-
EML-616 Slave/RF/MB	Addressable wireless main battery	AC 120-240V	21mA	NIMH 2400mA 3 h	300542
EML-616 Slave/CB 24V	Addressable central battery	DC 24-32V	235mA	-	300113
EML-616 Slave/CB	Addressable central battery	AC 120-240V	31mA	-	300143
EML-616 Slave/CB ACDC	Addressable central battery	AC/DC 120-240V	31mA	-	300556