
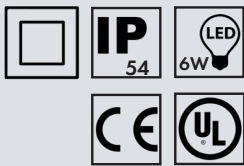


EML-816

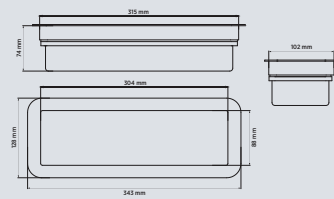
Emergency Light



Details



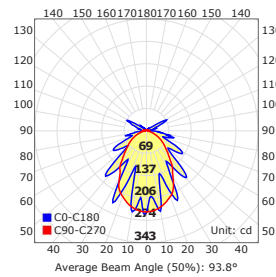
Schematic



Type	LED emergency light
Mounting	Ceiling recessed, sidewall recessed
Light source	50.000h operational time, 6000K color temperature
Luminous flux	24V: 680 lm CON/MB: 521 lm
Warranty	5-years warranty
Dimensions	343mm x 128mm x 74mm
Housing color and material	White plastic
Cable connection	Max. 2.5mm ² cross-section solid or sleeved twisted wire
Operating mode:	Non-maintained
Constant nominal ambient temperature range	0 °C<T _a <45 °C

LED safety light with IP54 protection, can be mounted into suspended ceiling.

Mounting height (m)	2,5	3	4	6	8	10	15
Transverse mounting	11	11.9	12.8	13.1	13.2	9.4	-
Escape route min 1 lux	4.6	4	4.6	4.2	4.7	2.9	-
Axial mounting	8.9	9.5	10.7	12.2	13.1	13.3	-
	3.7	3.9	4.3	4.7	4.8	4.3	-



Product name	System type	Main supply	Input current	Battery type/time	Product code
EML-816 Slave/Con/MB	Conventional main battery	AC 120-240V	21mA	NIMH 600mA 1 h	-
EML-816 Slave/Con/MB	Conventional main battery	AC 120-240V	21mA	NIMH 2400mA 3 h	-
EML-816 Slave/Con/CB ACAC	Conventional central battery	AC 120-240V	31mA	-	300422
EML-816 Slave/Con/CB ACDC	Conventional central battery	AC/DC 120-240V	31mA	-	-
EML-816 Slave/Con/CB/24V	Conventional central battery	DC 24-32V	235mA	-	-
EML-816 Slave/MB	Addressable main battery	AC 120-240V	21mA	NIMH 600mA 1 h	-
EML-816 Slave/MB	Addressable main battery	AC 120-240V	21mA	NIMH 2400mA 3 h	300148
EML-816 Slave/RF/MB	Addressable wireless main battery	AC 120-240V	21mA	NIMH 600mA 1 h	-
EML-816 Slave/RF/MB	Addressable wireless main battery	AC 120-240V	21mA	NIMH 2400mA 3 h	-
EML-816 Slave/CB 24V	Addressable central battery	DC 24-32V	235mA	-	300399
EML-816 Slave/CB	Addressable central battery	AC 120-240V	31mA	-	300103
EML-816 Slave/CB ACDC	Addressable central battery	AC/DC 120-240V	31mA	-	-