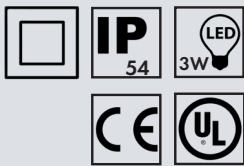


EML-313 C/R

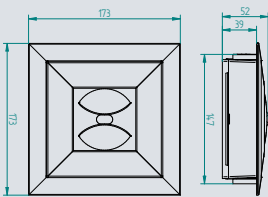
Emergency Light



Details



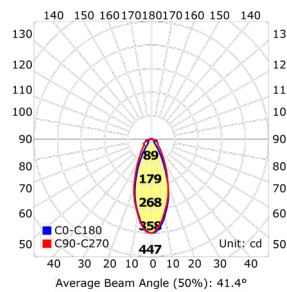
Schematic



Type	LED emergency light
Mounting	Sidewall, ceiling
Light source	50.000h operational time, 6000K color temperature
Luminous flux	24V: 264 lm ACAC/ACDC: 267 lm CON/MB: 234 lm
Warranty	5-years warranty
Dimensions	173mm x 173mm x 52mm
Housing color and material	White, black plastic
Cable connection	Max. 2.5mm ² cross-section solid or sleeved twisted wire
Operating mode:	Non-maintained / Maintained
Constant nominal ambient temperature range	0 °C < T _a < 45 °C

LED safety light for the illumination of escape areas. Suitable for surface mounting. It can be ordered with round LED lens or with lens for corridors according to our customers' needs.

Mounting height (m)		2,5	3	4	6	8	10	15
Escape route min 1 lux	Transverse mounting	8	8,3	9,3	10,3	10,7	12,6	11,5
	Axial mounting	2,9	3,1	3,7	3,9	4,1	4	2,4
Escape route min 1 lux	Transverse mounting	5,6	5,7	6,4	8,7	9,3	10,1	11
	Axial mounting	2,3	2,5	2,9	3,5	3,9	4	2,4



Product name	System type	Main supply	Input current	Battery type/time	Product code
EML-313R Slave/Con/MB	Conventional main battery	AC 120-240V	21mA	NIMH 600mA 1 h	300028
EML-313R Slave/Con/MB	Conventional main battery	AC 120-240V	21mA	NIMH 1600mA 3 h	10844
EML-313R Slave/Con/CB ACAC	Conventional central battery	AC 120-240V	27mA	-	300140
EML-313R Slave/Con/CB ACDC	Conventional central battery	AC/DC 120-240V	27mA	-	300156
EML-313R Slave/Con/CB/24V	EML-24V CON CB	DC 24-32V	190mA	-	300186
EML-313R Slave/MB	EML-100-400	AC 120-240V	21mA	NIMH 600mA 1 h	300029
EML-313R Slave/MB	EML-100-400	AC 120-240V	21mA	NIMH 1600mA 3 h	10845
EML-313R Slave/RF/MB	EML-100 RF	AC 120-240V	21mA	NIMH 600mA 1 h	-
EML-313R Slave/RF/MB	EML-100 RF	AC 120-240V	21mA	NIMH 1600mA 3 h	-
EML-313R Slave/CB 24V	EML-24V CB	DC 24-32V	190mA	-	300277
EML-313R Slave/CB	EML-600	AC 120-240V	27mA	-	300030
EML-313R Slave/CB AC-DC	CBS-230 AC/DC	AC/DC 120-240V	27mA	-	-