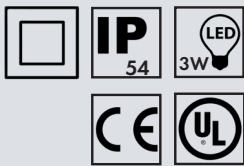


## EML-313 C/F

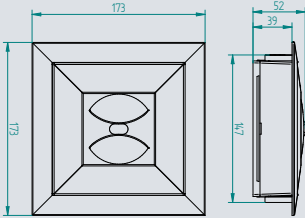
## Emergency Light



## Details



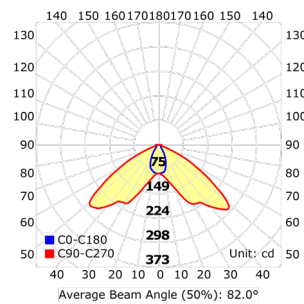
## Schematic



Type	LED emergency light
Mounting	Sidewall, ceiling
Light source	50.000h operational time, 6000K color temperature
Luminous flux	24V: 282 lm ACAC/ACDC: 280 lm CON/MB: 244 lm
Warranty	5-years warranty
Dimensions	173mm x 173mm x 52mm
Housing color and material	White, black plastic
Cable connection	Max. 2.5mm <sup>2</sup> cross-section solid or sleeved twisted wire
Operating mode:	Non-maintained / Maintained
Constant nominal ambient temperature range	0 °C < Ta < 45 °C

LED safety light for the illumination of escape areas. Suitable for surface mounting. It can be ordered with round LED lens or with lens for corridors according to our customers' needs.

Mounting height (m)	2,5	3	4	6	8	10	15
Transverse mounting	10,7	12,2	14,8	19,2	21,2	-	-
Escape route min 1 lux	4,8	5,3	5,8	7,8	8,8	-	-
Axial mounting	4,3	4,8	5,8	6,9	6,7	-	-
	1,8	2,1	2,4	2,7	1,5	-	-



Product name	System type	Main supply	Input current	Battery type/time	Product code
EML-313F Slave/Con/MB	Conventional main battery	AC 120-240V	21mA	NIMH 600mA 1 h	300024
EML-313F Slave/Con/MB	Conventional main battery	AC 120-240V	21mA	NIMH 1600mA 3 h	10842
EML-313F Slave/Con/CB ACAC	Conventional central battery	AC 120-240V	27mA	-	300244
EML-313F Slave/Con/CB ACDC	CBS-230 AC/DC	AC/DC 120-240V	27mA	-	300027
EML-313F Slave/Con/CB/24V	EML-24V CON CB	DC 24-32V	190mA	-	300326
EML-313F Slave/MB	EML-100-400	AC 120-240V	21mA	NIMH 600mA 1 h	300025
EML-313F Slave/MB	EML-100-400	AC 120-240V	21mA	NIMH 1600mA 3 h	10843
EML-313F Slave/RF/MB	EML-100RF	AC 120-240V	21mA	NIMH 600mA 1 h	-
EML-313F Slave/RF/MB	EML-100RF	AC 120-240V	21mA	NIMH 1600mA 3 h	-
EML-313F Slave/CB 24V	EML-24V CB	DC 24-32V	190mA	-	300291
EML-313F Slave/CB	EML-600	AC 120-240V	27mA	-	300026
EML-313F Slave/CB AC-DC	CBS-230 AC/DC	AC/DC 120-240V	27mA	-	-