

Are you suffering from
Chronic Rhinitis?

Ditch the
tissues and
get on with
your day.

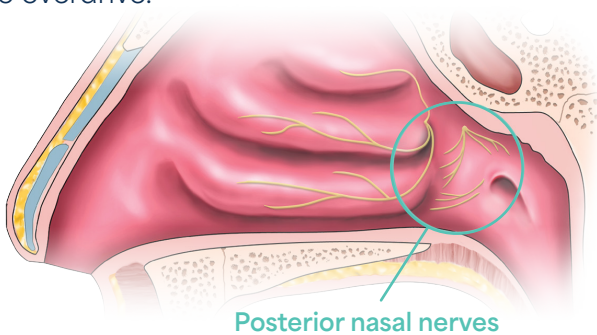


A gentle procedure for
Chronic Rhinitis.



WHAT CAUSES CHRONIC RHINITIS?

For many patients, Chronic Rhinitis is caused by **overactive posterior nasal nerves** that put mucus production into overdrive.



COMMON SYMPTOMS OF CHRONIC RHINITIS:

- Runny nose
- Persistent post-nasal drip that leads to clearing of throat, coughing, or an “itchy throat”
- Frequent “stuffed up” feeling
- Excessive sneezing

If you have been living with the annoyance, anxiety, or embarrassment of your Chronic Rhinitis symptoms, you are not alone.



1 in 4 American adults suffer from Chronic Rhinitis¹

READY TO DITCH THE TISSUES?

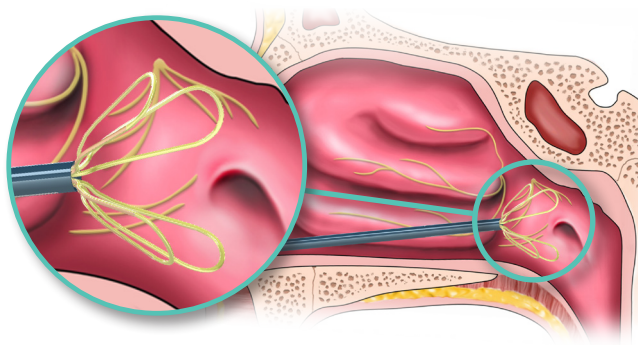


HERE'S THE GOOD NEWS!

Advanced treatment options are now available that can help you find clinically meaningful relief so you can breathe better and live life to the fullest.

WHAT IS NEUROMARK®?

NEUROMARK is a gentle procedure to treat the source of your Chronic Rhinitis. The treatment is safe, clinically proven, and minimally invasive.^{2,3}



NEUROMARK uses low-power energy to disrupt overactive posterior nasal nerves, the source of Chronic Rhinitis.⁴

CLARITY CLINICAL STUDY DATA³:

After the NEUROMARK procedure, participants experienced significant reduction in nasal congestion, runny nose, nasal itching, and sneezing³

HOW IS NEUROMARK DIFFERENT FROM OTHER TREATMENTS?

MEDICATION	NEUROMARK	SURGERY
<ul style="list-style-type: none">• Temporary relief of symptoms⁵• Non-invasive• Does not address overactive nasal nerves	<ul style="list-style-type: none">• May provide long-term relief• Gentle and minimally invasive• Available in-office	<ul style="list-style-type: none">• May provide long-term relief• Invasive• Long recovery time

BREATHING BETTER MEANS
FEELING BETTER.



No serious adverse events or
intense “ice-cream headaches”
were reported after the
NEUROMARK procedure³

DON'T WORRY. BREATHE HAPPY.

After a single NEUROMARK treatment, you can get right back to your regular day—and on the road to better breathing.²



May be performed
in your doctor's
outpatient site
of care



Requires only
local anesthesia



Total
appointment
time is usually an
hour or less



Typically, there is
no downtime and
patients can return
to their regular day*

*Individual results may vary

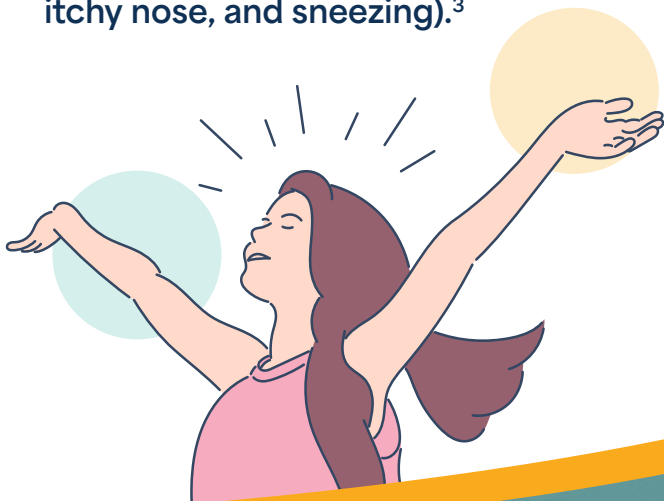
“The NEUROMARK procedure was very comfortable—not at all painful or disruptive. My symptoms improved over time, and today they are reduced at least 95%. ”†

- David B., NEUROMARK patient

†Testimonial reflects user experience and opinion of an actual patient. Individual results may vary.



In the CLARITY Clinical Study,
9 out of 10 patients achieved the
minimum clinically important
difference in their Total Nasal
Symptom Score (runny, stuffy,
itchy nose, and sneezing).³



HOW DOES CHRONIC RHINITIS AFFECT YOU TODAY?

Rate how severe your symptoms have been over the last month.

	SYMPTOMS			
	None	Mild	Moderate	Severe
Nasal Congestion	①	②	③	④
Runny Nose	①	②	③	④
Nasal Itching	①	②	③	④
Sneezing	①	②	③	④
Difficulty Sleeping	①	②	③	④
Your Total Score:				

- Mild • Symptoms present but tolerable
- Moderate • Symptoms present and somewhat bothersome
- Severe • Symptoms present and interfere with normal life

Ready to put Chronic Rhinitis behind you and live your best life?

TALK TO YOUR PROVIDER TODAY and find out if NEUROMARK is right for you.

Visit neuromark.com



REFERENCES: 1. Settipane RA, Charnock DR. Epidemiology of rhinitis: allergic and nonallergic. *Clin Allergy Immunol.* 2007;19:23-34. 2. RELIEVE study on file with Neurent Medical. 3. Reh DD, Lay K, Davis G, et al. Long-term outcomes following impedance-controlled radiofrequency ablation for the treatment of chronic rhinitis. *Laryngoscope Invest Otolaryngol.* 2024;9(3):e1286. Published 2024 Jun 4. doi:10.1002/lto.21286 4. NEUROMARK IFU. 5. Sin, Betul & Togias, Alkis. (2011). Pathophysiology of Allergic and Nonallergic Rhinitis. *Proceedings of the American Thoracic Society.* 8. 106-14. 10.1513/pats.201008-057RN.

NEUROMARK® device may be used in patients with recurring stuffy and/or runny nose. Your physician will need to determine if your condition is one that may benefit from NEUROMARK. Possible side effects include but are not limited to post-operative bleeding, pain or discomfort, allergic reaction to anesthesia or other medication administered during the procedure, and infection. Your condition may not respond to the treatment. To learn more about this procedure and potential risks, ask your physician.

INDICATIONS FOR USE: The NEUROMARK® System is indicated for use in otorhinolaryngology (ENT) surgery for creation of radiofrequency (RF) lesions to disrupt posterior nasal nerves in patients with chronic rhinitis. Most common side effects associated with the NEUROMARK device include infection, bleeding, and temporary pain or discomfort.

Please see Instructions for Use (IFU) for a complete listing of warnings, precautions, and adverse events.

CAUTION: Federal (USA) law restricts this device to sale by or on the order of a physician.

NEUROMARK is a trademark of Neurent Medical.

PAM164r01 5/2025
Copyright © 2025 Neurent Medical, Inc.

