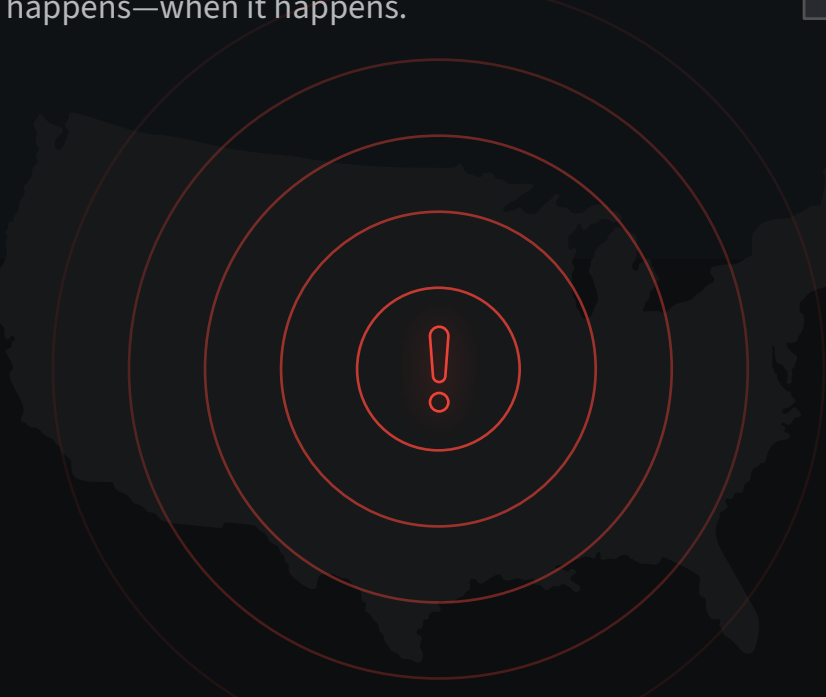


5 CAMPUS SECURITY BLIND SPOTS

MOBILE SURVEILLANCE SOLVES

Fixed cameras can't move with the threat.
Mobile surveillance units go where risk happens—when it happens.



UP TO
15 per 1000
CRIMES STUDENTS
AT MAJOR UNIVERSITIES

NEARLY
10%
OF STUDENTS
AFFECTED BY CAMPUS CRIME
AT SOME INSTITUTIONS

9727
VIOLENT CRIMES
REPORTED

↑8%
OVERALL INCREASE
IN CAMPUS CRIME
SINCE 2019

2023 SECURITY STATISTICS


5 CRITICAL SECURITY GAPS



1 AFTER-HOURS CAMPUS ACTIVITY

86%
OF COLLEGES
REPORT VIOLENT
INCIDENTS


10pm–2am
POSES THE
HIGHEST RISK.


LIMITED SECURITY
PRESENCE DURING
OFF-HOURS

2 REMOTE PARKING AREAS

3rd
MOST COMMON
LOCATION FOR
VIOLENT CRIMES


51%
CRIME REDUCTION
WITH PROPER
SURVEILLANCE



PRIMARY TARGET
FOR VEHICLE THEFT
AND ASSAULT




3 LARGE EVENT MANAGEMENT

AVERAGE
60K+
ATTENDANCE AT
DIVISION I GAMES



MULTIPLE
SIMULTANEOUS
SECURITY
CHALLENGES



PEAK CROWDS
STRAIN FIXED
SURVEILLANCE
SYSTEMS



COMPLEX
CROWD CONTROL
ACROSS DIFFERENT
VENUES

4 CONSTRUCTION ZONES



TEMPORARY BLIND
SPOTS IN SECURITY
COVERAGE


EQUIPMENT AND
MATERIALS THEFT
RISKS


CHANGING LAYOUTS
CHALLENGE FIXED
CAMERAS



5 OFF-CAMPUS HOUSING


LIMITED
JURISDICTION FOR
FIXED SECURITY
SYSTEMS


HIGH-RISK
AREAS FOR
STUDENT
SAFETY


GAPS IN
TRADITIONAL
SURVEILLANCE
COVERAGE

