

Fund Updates

The Fund made 1 investment in Q2 2025: Sucrivoire (USD 8.9 million). The Fund is executing four (4) pipeline investments, with disbursement expected in Q3 2025 including: (a) a listed bond in Lesotho (USD 2 million), (b) a private placement in the UEMOA region (USD 5 million), (c) a Sukuk in Tanzania (USD 5 million) and (d) an infrastructure bond in Mauritius (USD 7 million). Effective June 2025, the Fund successfully onboarded a UK-based pension insurer onto its EMTN programme. The pension insurer will be investing USD 30 million in the programme, and the issuance will be listed on the TISE in Guernsey.

Key Portfolio Figures


433.9M

Total Committed


224.0M

Outstanding Portfolio


48

Active investments


8.6M

Last Quarter Disbursement

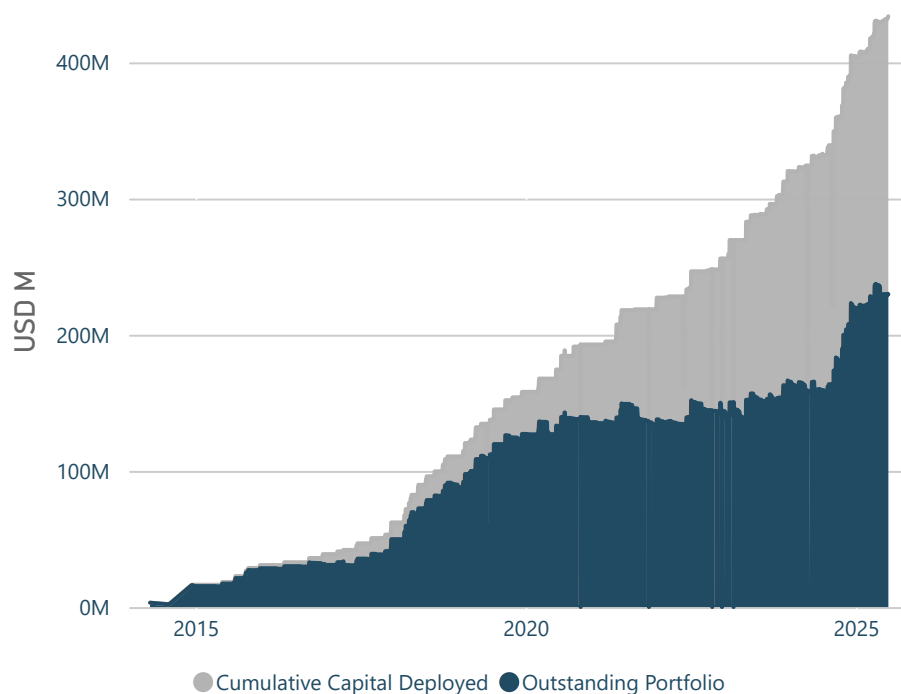

38

Company Investments


16

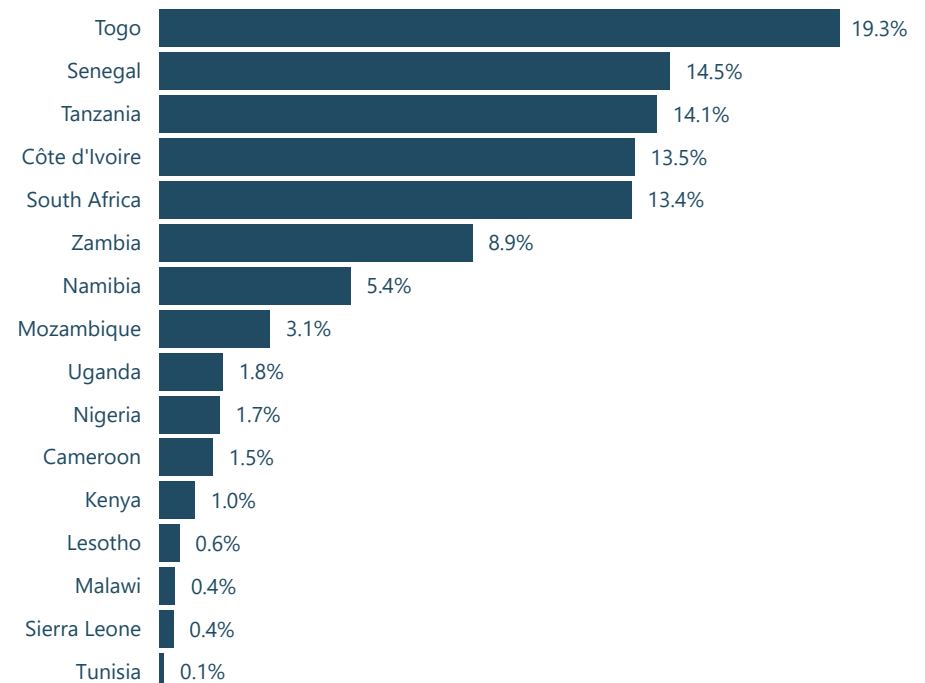
Countries with active investments

Portfolio Growth



The difference between the two areas comprises of principal repaid and principal written off

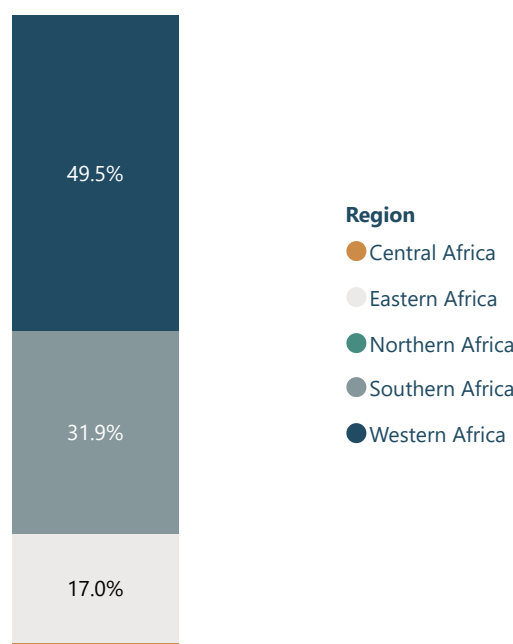
Country Distribution (% of current deployed capital)



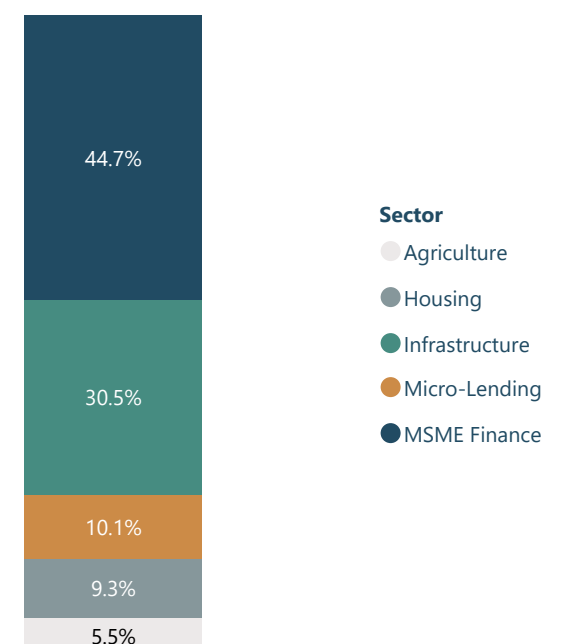
Total Currency Exposure

Currency	Percent	Value (USD)
XOF	47.4%	106.1M
TZS	14.1%	31.7M
ZAR	13.4%	30.1M
USD	7.2%	16.0M
NAD	5.4%	12.2M
MZN	3.1%	7.0M
UGX	1.8%	4.0M
ZMW	1.7%	3.9M
NGN	1.7%	3.8M
XAF	1.5%	3.4M
KES	1.0%	2.3M
LSL	0.6%	1.3M
MWK	0.4%	1.0M
SLE	0.4%	0.9M
TND	0.1%	0.3M

Regional Distribution

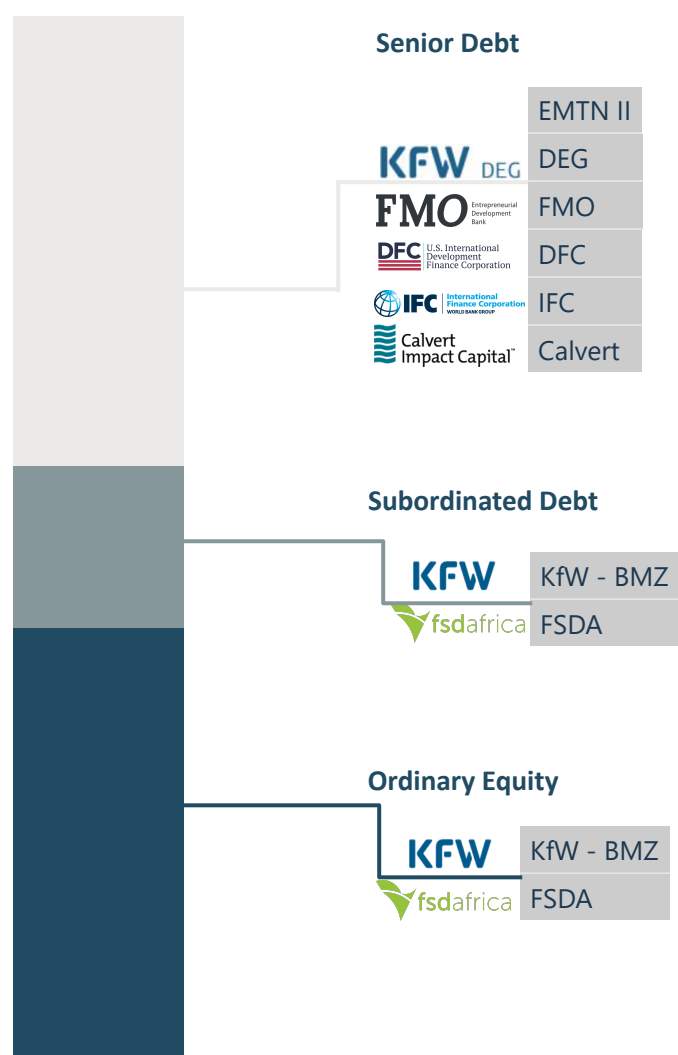


Sector Distribution

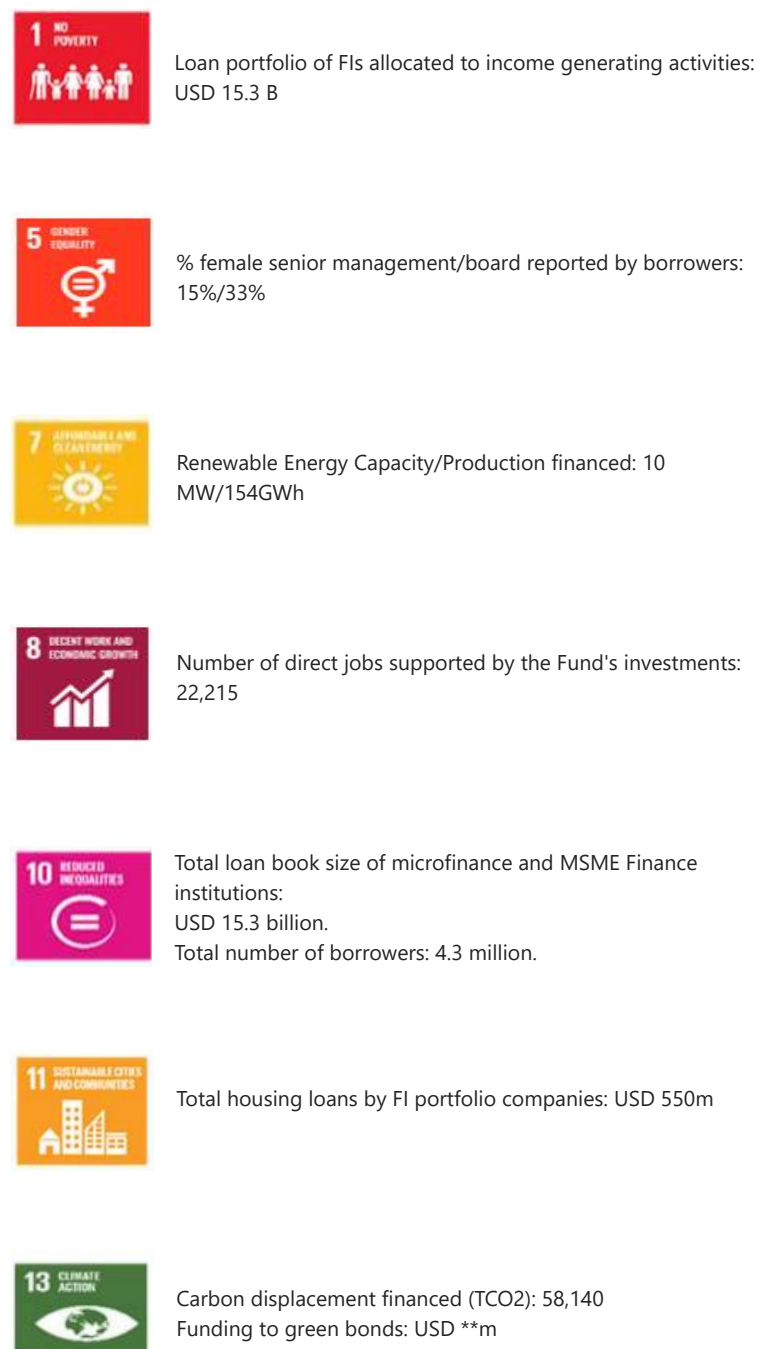


Disclaimer: The information contained in this fact sheet is for general information purposes only. The information provided is by Cygnum Capital Group Ltd, and whilst we endeavour to keep the information up to date and correct, we make no representations or warranties of any kind, express or implied, about the completeness, accuracy, reliability, suitability or availability with respect to the fact sheet or the information or related graphics contained in the fact sheet for any purpose. Any reliance you place on such information is therefore strictly at your own risk. In no event will we be liable for any loss or damage including without limitation, indirect or consequential loss or damage, or any loss or damage what so ever arising from loss of data or profits arising out of, or in connection with, the use of this fact sheet.

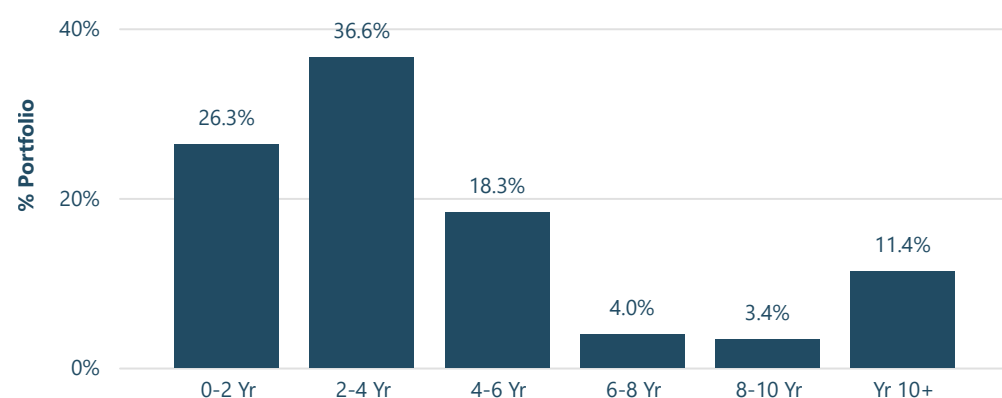
Funding Structure



SDG Contribution As of Dec 24



Maturity Profile of Outstanding Portfolio



Management Information



Fund Manager
Cygnium Capital B.V.
Mauritskade 64
1092 AD, Amsterdam
Netherlands

Portfolio Manager
Cygnium Capital Asset Management
130-132 Buckingham Palace Road
London
SW1W 9SA

Administrator
SS&C Financial Services,
2 rue Jean Monnet,
L-2180 Luxembourg,
Luxembourg