

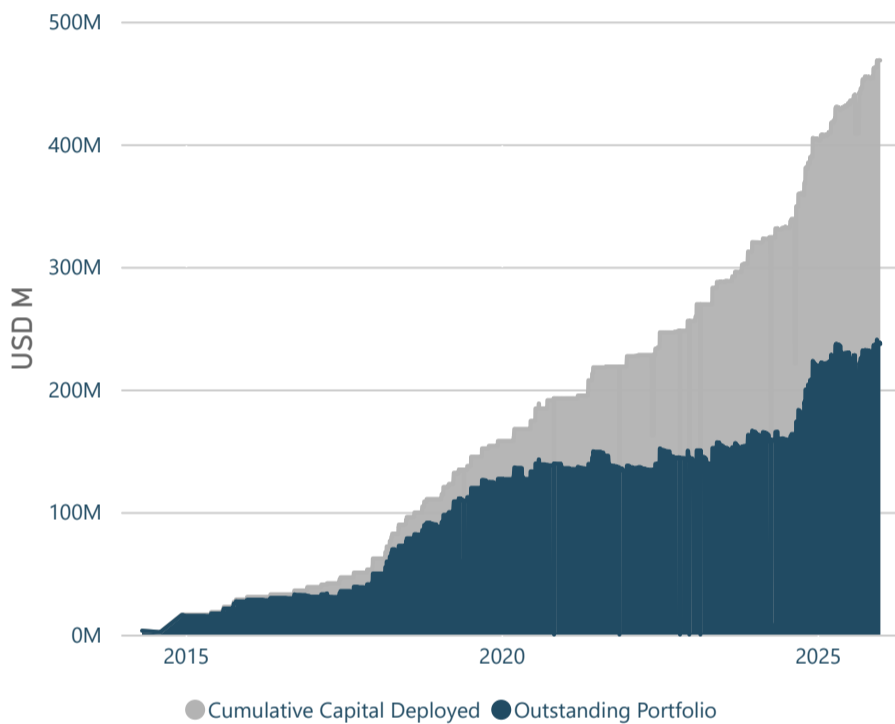
Fund Updates

The Fund made 3 investments in Q4 2025: Izwe Zambia (USD 1.8 million), NMB Tanzania (USD 8.0 million) and Safaricom PLC (USD 4.5 million). The Fund is currently executing one (1) IC- approved investment, targeting Q1 2026: a Ugandan MFI (USD 5 million), which received IC approval in Q4 2025, and performing due diligence on two (2) pipeline investments with expected disbursement in Q1 2026. These include: (a) an agribusiness lender in Cote d'Ivoire (USD 7.5 million) and (b) a micro-lender in Egypt (USD 10 million).

Key Portfolio Figures

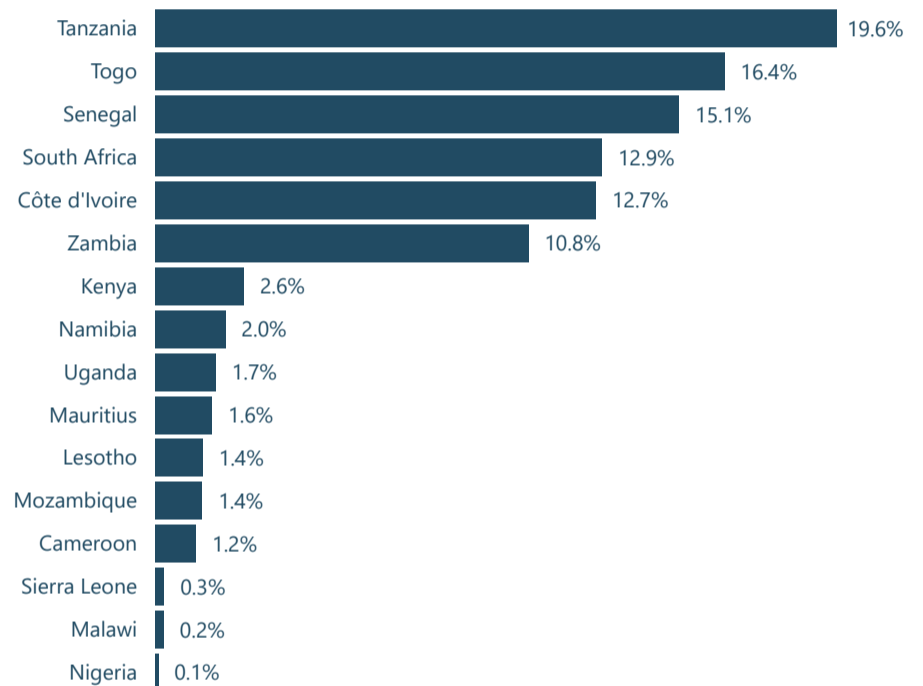


Portfolio Growth



The difference between the two areas comprises of principal repaid and principal written off

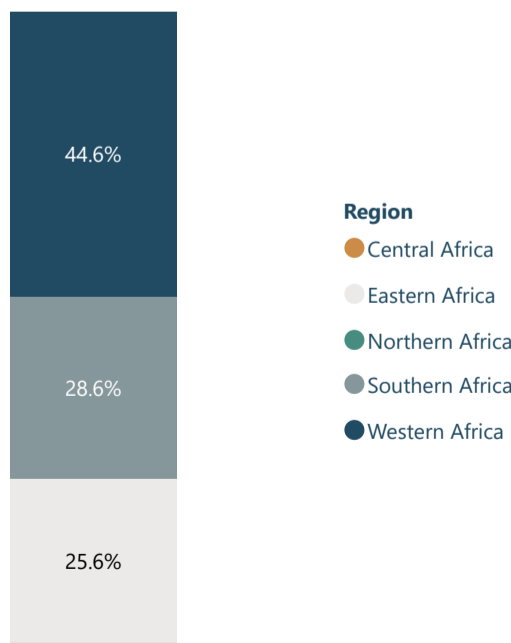
Country Distribution (% of current deployed capital)



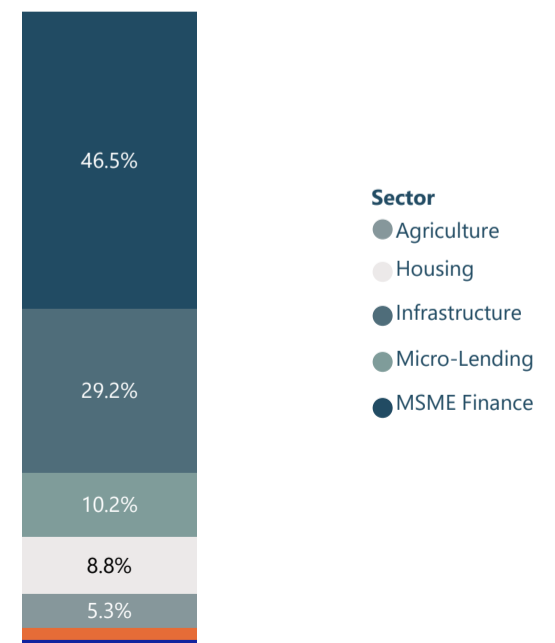
Total Currency Exposure

Currency	Percent	Value (USD)
XOF	44.2%	102.3M
TZS	19.6%	45.4M
ZAR	12.9%	29.8M
USD	6.8%	15.8M
ZMW	3.9%	9.1M
KES	2.6%	5.9M
NAD	2.0%	4.7M
UGX	1.7%	4.0M
MUR	1.6%	3.8M
LSL	1.4%	3.2M
MZN	1.4%	3.1M
XAF	1.2%	2.7M
SLE	0.3%	0.6M
MWK	0.2%	0.6M
NGN	0.1%	0.2M

Region Distribution

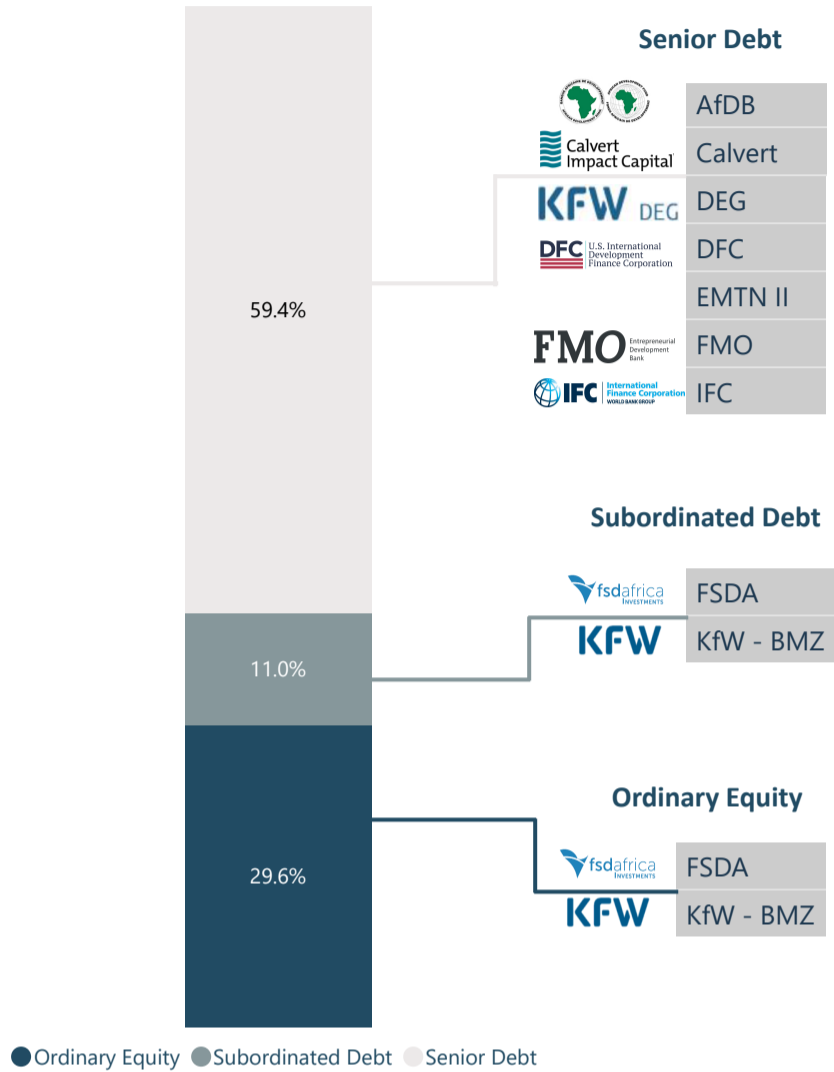


Sector Distribution

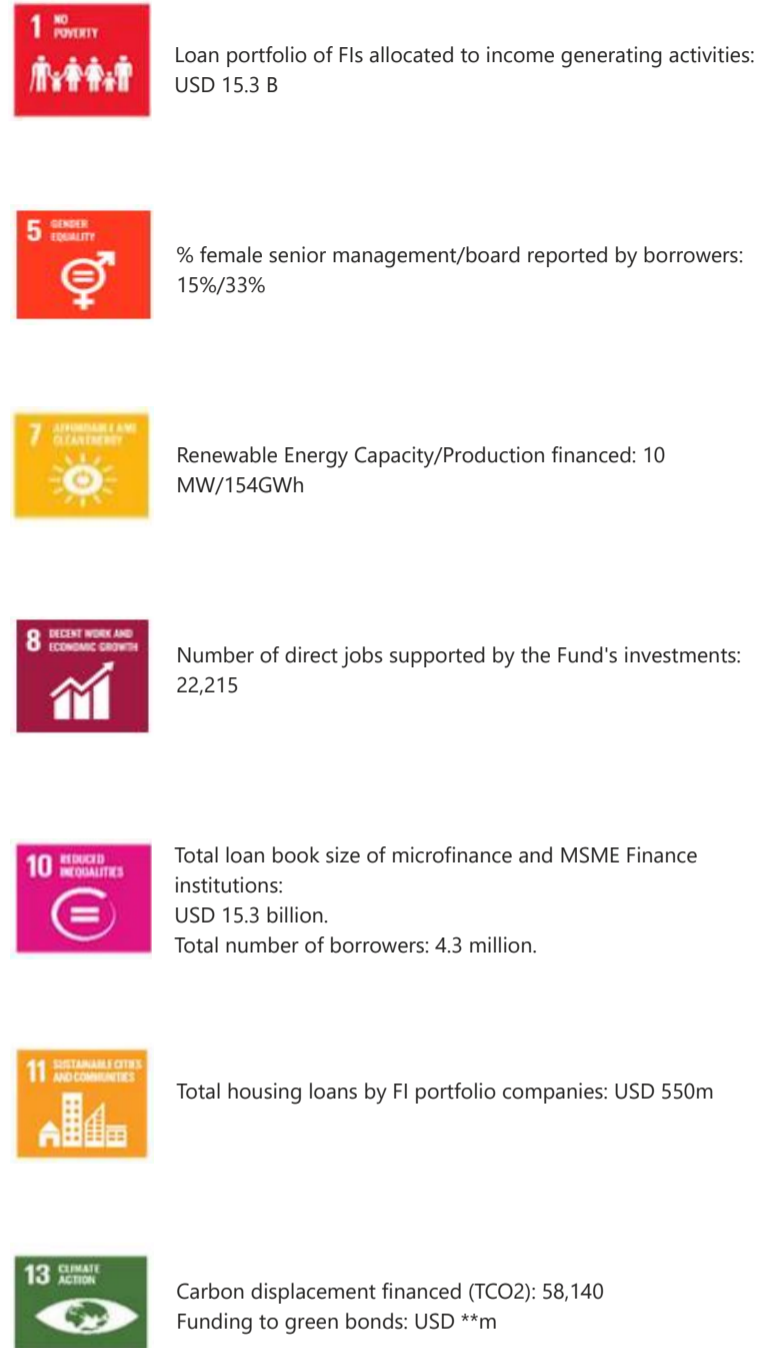


Disclaimer: The information contained in this fact sheet is for general information purposes only. The information provided is by Cygnum Capital Group Ltd, and whilst we endeavour to keep the information up to date and correct, we make no representation or warranties of any kind, express or implied, about the completeness, accuracy, suitability or availability with respect to the fact sheet of the information or related graphics contained in the fact sheet for any purpose. Any reliance you place on such information is therefore strictly at your own risk. In no event will we be liable for any loss or damage including without limitation, indirect or consequential loss or damage, or any loss or damage what so ever arising from loss of data or profits arising out of, or in connection with, the use of this fact sheet.

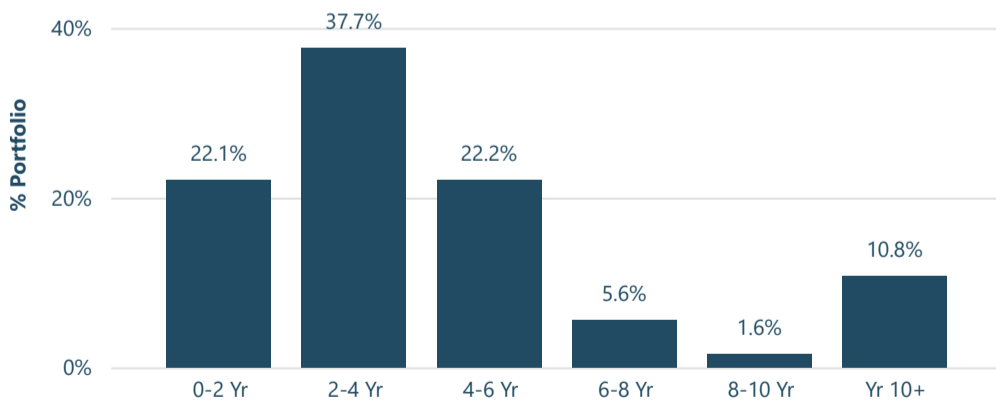
Funding Structure



SDG Contribution As of Dec 24*



Maturity Profile of Outstanding Portfolio



Management Information

*The 2025 data campaign is currently ongoing and the data will be available in the annual reporting pack.



Fund Manager
 Cygnium Capital B.V.
 Mauritskade 64
 1092 AD, Amsterdam
 Netherlands

Portfolio Manager
 Cygnium Capital Asset Management
 130-132 Buckingham Palace Road
 London
 SW1W 9SA

Administrator
 SS&C Financial Services,
 2 rue Jean Monnet,
 L-2180 Luxembourg,
 Luxembourg